

# ALTERNATE FALL STATE CHAMPIONSHIPS



May 15, 2021

Division 1 » Kewaskum High School  
Division 2 » Smith Field, Marian University

BUILT WITH  
**CHOCOLATE MILK**

# RECOVER

## LIKE A CHAMPION

**NUTRIENTS TO REFUEL.  
NATURAL PROTEIN TO REBUILD.  
BACKED BY SCIENCE.**



**GET THE PROOF >**  
[BuiltWithChocolateMilk.com](http://BuiltWithChocolateMilk.com)



**DAIRY FARMERS  
—OF—  
WISCONSIN**

© 2019 Dairy Farmers of Wisconsin



The WIAA Welcomes You To The

# 2020-21 Alternate Fall State Boys Soccer Tournament

Saturday, May 15

Results available on WIAA website  
www.wiaawi.org

## DIVISION 1 – Kewaskum High School

#1 Appleton North (12-0-1)

#4 Racine Horlick (10-1-2)

#2 Waunakee (12-1-2)

#3 De Pere (11-1-3)

11 a.m.

7 p.m.

2 p.m.

**2020-21 ALTERNATE  
STATE CHAMPION**

## DIVISION 2 – Saint Mary's Springs Academy @ Marian University

#1 McFarland (11-0-1)

#4 Fort Atkinson (7-5-2)

#2 Shorewood (11-0)

#3 Notre Dame de la Baie Academy (13-3-2)

11 a.m.

7 p.m.

2 p.m.

**2020-21 ALTERNATE  
STATE CHAMPION**



Kate Peterson Abiad  
Assistant Director  
**Tournament  
Manager**

### Division 1 – Kewaskum

Superintendent – Jim Smasal  
Principal – Scott Stier  
Athletic Director – Jason Pittmann

### Division 2 – Saint Mary's Springs Academy

Superintendent – Stacey Akey  
Principal – Eamonn O'Keeffe  
Athletic Director – Greg Hoffmann



## Welcome to the Boys Soccer Culminating Event



Friends,

2020-21 has been a challenging year for all of us. It has been particularly challenging to our member schools and the students they serve. The fact that we are enjoying this culminating event for the boys soccer alternate fall season is a tribute to the school leaders, athletic directors and coaches who have "willed" this to happen.

This event also serves as a tribute to the dedication, determination and resolve of the young people competing here today; as well as to all the high school athletes who have confronted the disappointments and frustrations of all that has engulfed them in recent months and have risen above every obstacle and adversity.

Lastly, we must recognize and thank all the parents and fans who have "masked-up", observed distancing and mitigating protocols in order to give kids, schools and coaches this chance to get back together, to compete in the sports and activities they love and have missed.

Thank you to all who have contributed in both great and small ways, because it has taken all of us to bounce back this far.

We have a way to go yet. But with your help and all of us continuing to work together, there can be hope!

Sincerely,

David J. Anderson  
Executive Director



## WIAA Provides Opportunities; Structure . . .

The Wisconsin Interscholastic Athletic Association (WIAA) is a voluntary, unincorporated, and nonprofit organization. The Association membership has a diversified membership of public high schools, nonpublic high schools, public middle schools, and nonpublic middle schools. Its purpose is to organize, develop, direct and provide interscholastic athletics for member schools.

There are 514 senior high schools affiliated with the WIAA. The estimated number of student-athletes in athletics is 80,000-85,000 annually.

Governance of the WIAA is performed by the member schools. Rules and policies of the Association are developed, promulgated and implemented by the membership either through membership vote for constitutional issues or through a membership-elected committee structure for sport seasons regulations. Therefore, ownership of the membership's rules and regulations, as well as the responsibility of compliance with them, lies with each member school.

## The Development of Rules . . .

As fans watch the games during the tournament, some wonder how the rules of the game and of the WIAA were created.

- ◆ The National Federation of State High School Associations is the authority of the competition rules for sport contests (i.e. uniforms, length of contest, game rules). As a member of the NFHS, the WIAA adheres to those rules as a member in good standing. The WIAA, as well as all state associations in the NFHS, has input with an advisory role in the review and promulgation of the playing rules. The NFHS office is located in Indianapolis, Indiana.
- ◆ For changes to the membership's Constitution, Bylaws and Rules of Eligibility, a vote of the entire membership is required at the Annual Meeting each spring. The Constitution contains information relating to the Association as an organization. The Bylaws encompass information relating to member high schools' responsibility concerning WIAA rules and regulations. The Rules of Eligibility embody information relating to the relationship of the student-athlete to the high school and the WIAA.
- ◆ The Board of Control has the ultimate authority in determining the outcome of sport seasons rule recommendations and regulations. Changes to the sport seasons regulations are advanced through the democratic committee structure. Among the advisory groups that provide input to the Board are the coaches advisory committees for each sport; the sports advisory committee, comprised of school athletic directors from each of the seven districts; the Advisory Council, consisting of school administrators from each elector district; and the executive staff. Other groups with advisory responsibilities include the Medical Advisory Committee, Sportsmanship Committee and the Officials Advisory Committee. The Season Regulations address, among other topics, definition of the sports seasons, participation, contest control and tournament procedures.

Currently, the Association sponsors 24 sports including baseball, basketball, cross country, 8-player, 11-player football, golf, hockey, soccer, swimming & diving, tennis, track & field, volleyball and wrestling for boys; and basketball, cross country, golf, gymnastics, hockey, soccer, softball, swimming & diving, tennis, track & field and volleyball for girls.



# Board of Control



Eric Russell  
Baldwin-Woodville  
President



Mike Beighley  
Whitehall



Willy Chambers  
Black Hawk



Phil Ertl  
Wauwatosa



Mike Humke  
Dodgeville



Karl Morrin  
Menominee Indian



Bernie Nikolay  
Cambridge



Paul Pedersen  
Regis



Dave Steavpack  
Manitowoc Lincoln



Jennifer Vogler  
Sturgeon Bay



Scott Winch  
Stratford

# Executive Office



Dave Anderson  
Executive Director



Wade Labecki  
Deputy Director



Tom Shafrenski  
Assistant Director



Stephanie Hauser  
Assistant Director



Kate Peterson Abiad  
Assistant Director



Kassie Mortimer  
Assistant Director



Todd Clark  
Communications  
Director

# Advisory Council



Jim Brewer  
Clinton



Eric Coleman  
Milwaukee Public Schools



Greg Doverspike  
Durand-Arkansaw



Michael Endreas  
Spencer



Scott Fritz  
Howards Grove



Cari Guden  
Edgar



Matt Hendrickson  
Madison Memorial



Cory Hinkel  
Luck



Ted Knutson  
Aquinas



Cory Kulig  
Eleva-Strum



Kyle Luedtke  
Sevastopol



Chris Nelson  
Iola-Scandinavia



Craig Olson  
Hayward



Dan Retzki  
Green Bay Preble



Roger Rindo  
Oconomowoc



Brian Schlei  
Waukesha North



Terrance Slack  
Wisconsin Dells



Chris VanderHeyden  
Menasha



Official Match Ball of WIAA Soccer  
Royale – NFHS/IMS

**WISCONSIN'S CHOICE**

[select-sport.com/us](http://select-sport.com/us)



# Tournament Personnel

## REFEREES




Mark Herdeman  
West Bend



Jamie Michalkiewicz  
Neenah



Jaime Phillips  
De Pere



Eric Rufener  
West Bend



Steve Van Deurzen  
Kaukauna



Anthony Voulgaris  
Van Dyne

## ASSISTANT REFEREES

Omar Barasneh, Oak Creek

Mariel Bohnsack, Oshkosh

James Friel, Waukesha

Dave Grable, Oshkosh

Thomas Gritton, Neenah

Pete Ledvina, Luxemburg

Barry Puhl, Winneconne

Jon Schrantz, Waukesha

Ryan Shanklin, Appleton

Al Sprague, Neenah

Chris Wery, Green Bay

Mark Williams, Appleton

## WIAA Coaches Advisory Committee

Nic Douglas, Omro

Tyler Ludeking, Onalaska

Ben Lake, Racine St. Catherine's

Bill Roll, Somerset

Tok Kim, Sun Prairie

Lukas Kollross, Catholic Memorial  
(Coaches Association Representative)

*Save the Date*

2021 WIAA State Boys Soccer Tournament – November 4-6, 2021

# TRUE CHAMPIONS

*may be celebrated for their trophies and titles,  
but they are always remembered for their heart.*

**WIN AS ONE.  
GOOD LUCK TO ALL.**



DINE • SHOP • TOUR • VISIT  
BOOK AN EVENT

[PACKERS.COM](http://PACKERS.COM)



# 2021 State Preview

**THE DIVISION 1 FIELD:** **Appleton North** is the top seed. The Lightning advance to the alternate State Tournament having one other appearance at State in the program's history. That came in 2010 when they placed runner-up in Division 1. They qualify this season by edging crosstown rival Appleton East 2-1 in the Kimberly Sectional final. The Lightning are the champions of the Fox Valley Association this season. Second-seeded **Waunakee** will appear in a State Tournament for the second time and for the first time since the Warriors' only other appearance in 1999. They won the Division 2 championship that season. Waunakee is the representative from the Baraboo Sectional following its 3-2 overtime victory over Madison West in the final. The Warriors participate in the North Division of the Badger Conference, which did not maintain league standings during the alternate season. The third seed, **De Pere**, makes its eighth overall appearance at State. The previous seven appearances came in the traditional fall season. The most notable experience for the Redbirds came in 1993 when they won the Division 2 championship. They also advanced to the title game the year before and finished runner-up. The Redbirds advance to the alternate State Tournament via a 1-0 shutout over Green Bay Preble in the Manitowoc Lincoln Sectional final. De Pere placed third in the Fox River Classic Conference this spring. Fourth-seeded **Racine Horlick** qualifies this alternate season, which makes it the 13th State appearance for the program. The Rebels made four straight appearances at State from 1985-88 and five consecutive experiences from 2001-05. The most notable of the previous appearances resulted in a runner-up finish in 2001. They advance to the alternate season State semifinals this spring with a 7-2 victory over Beloit Memorial in the sectional final hosted by Beloit Memorial. The Rebels are members of the Southeastern Conference, which did not maintain conference standings this year.

**DIVISION 2 FIELD:** Top-seeded **McFarland** is essentially appearing in its third straight State Tournament and its fourth overall. The Spartans have advance to the championship game in each of their past two seasons in Division 3 and have finished runner-up on both occasions. Their first experience in 2013

resulted with a loss in the semifinals. They are the champions of the Rock Valley Conference this spring. Their return to State comes following a 2-0 blanking of DeForest in the sectional final held at DeForest. 2019 Division 3 champion **Shorewood** qualifies for the alternate season State Tournament, which makes this the fourth time the Greyhounds have advanced to State. They have appeared in the championship game in each of their previous three appearances. The Greyhounds also won the Division 2 championship in 1997 and were runners-up in Division 2 in 2004. They are the champions of the sectional they hosted with a 2-0 victory over Greendale in the final. The Greyhounds are the champions in the Woodland Conference during the alternate regular season. Third-seeded **Notre Dame** qualifies for a State Tournament for the ninth time with the eight previous appearances coming in the traditional fall. The Tritons' last appearance resulted in a loss in the Division 3 semifinals in 2015. They won back-to-back Division 2 titles in 2007-08 and also won the crown in 2001. In addition, they finished runner-up in Division 2 in their first-ever appearance in 2000 and in 2013. This year, they advance to the alternate season State Tournament as representative out of the Winnebago Lutheran Sectional with a 3-1 win over the host Vikings in the final. The Tritons finished second in the Fox River Classic Conference this spring. **Fort Atkinson's** appearance in this year's alternate season State Tournament marks the first time the Blackhawks have qualified. They have been issued the #4 seed in the bracket. Their inaugural appearance comes virtue of a 3-1 win over Waupun in the final of the Lomira Sectional. The Blackhawks are members of the South Division of the Badger Conference, which did not maintain conference standings this year.





*Award of Excellence*

# RECIPIENTS

2019-20



<p><i>Appleton North</i></p> <p><i>Baldwin-Woodville</i></p> <p><i>Baraboo</i></p> <p><i>Brookwood</i></p> <p><i>Clintonville</i></p> <p><i>Crivitz</i></p> <p><i>Divine Savior Holy Angels</i></p> <p><i>Fort Atkinson</i></p> <p><i>Franklin</i></p> <p><i>Hilbert</i></p> <p><i>Hortonville</i></p> <p><i>Johnson Creek</i></p> <p><i>Kenosha Christian Life</i></p> <p><i>Kenosha St. Joseph Catholic</i></p> <p><i>Kenosha Tremper</i></p> <p><i>Kimberly</i></p> <p><i>Lake Mills</i></p>	<p><i>Luther</i></p> <p><i>Marshfield</i></p> <p><i>Mayville</i></p> <p><i>Merrill</i></p> <p><i>Monroe</i></p> <p><i>New Berlin Eisenhower</i></p> <p><i>New Berlin West</i></p> <p><i>Northland Pines</i></p> <p><i>Oak Creek</i></p> <p><i>Onalaska</i></p> <p><i>Oregon</i></p> <p><i>Pewaukee</i></p>	<p><i>Pius XI Catholic</i></p> <p><i>Racine Horlick</i></p> <p><i>Racine Lutheran</i></p> <p><i>Racine St. Catherine's</i></p> <p><i>Saint Croix Central</i></p> <p><i>Sauk Prairie</i></p> <p><i>Sheboygan Falls</i></p> <p><i>Stoughton</i></p> <p><i>The Prairie School</i></p> <p><i>University School of Milwaukee</i></p> <p><i>Watertown</i></p> <p><i>Waukesha West</i></p> <p><i>Wausau West</i></p> <p><i>West Bend East</i></p> <p><i>Winter</i></p> <p><i>Wisconsin Dells</i></p> <p><i>Wisconsin Lutheran</i></p>
---	--	--

• *Leadership* • *Sportsmanship* • *Ethics* • *Integrity* •





# Past, Present & Future

The WIAA began sponsoring a tournament program in boys soccer in 1982. Whitefish Bay won the first team championship by blanking Brookfield East 2-0 in the title game.

The first State Tournament was held at Menomonee Falls. It moved to Neenah in 1983 and was held in Madison from 1988-2002. In 2003, the State Tournament was moved to its current location at Uihlein Soccer Park in Milwaukee. In 2020, the State Tournament was conducted at three different locations because of the COVID-19 pandemic. The sites were Mukwonago H.S. for Division 1, Marshfield H.S. for Division 2 and Kewaskum for Division 3.

In 1992, a two-division format was instituted for the first time, with eight schools in the Division 1 State tournament and four schools in Division 2. The three-division format was introduced in 2002. Eight schools qualified in Division 1 and four qualified in Divisions 2 and 3. In 2013, the four-division format was introduced with four teams qualifying in each of the divisions. In 2020, because of the reduction of teams sponsoring the sport in the fall, four teams qualified in three divisions.

Marquette has won 15 championships to lead all schools. The Prairie School and Whitefish Bay are next on the list with seven titles. Xavier has won four titles with Brookfield Central, Brookfield East, Cedarburg, Delavan-Darien,

Madison West, Mount Horeb, Neenah, Notre Dame and Oregon all having won three. Homestead, Muskego, Racine St. Catherine's, Sheboygan Christian, Shorewood, Sturgeon Bay, University School of Milwaukee and Wauwatosa East have each won two.

Marquette has appeared in the most State Tournaments with 19, and Brookfield East is next with 18. Neenah is third on the list of appearances with 17, and Madison West has qualified for State 15 times, and then Whitefish Bay with 14. Middleton and Racine Horlick have appeared in 13 State Tournaments, Cedarburg and Eau Claire Memorial 11. Others with double-figures in appearances are Delavan-Darien, Green Bay Preble, Hudson and The Prairie School with 10.

Marquette is the only school to win five consecutive titles (2014-18), and the Hilltoppers are also the only program to win four straight titles (2000-03) in addition to their five straight titles. Furthermore, Marquette (2010-12) and Whitefish Bay (2015-17) are the only programs to win three in a row. Whitefish Bay has also won an additional two straight championships (1982-83). Other programs to have won back-to-back titles are Madison West (1987-88), Neenah (1985-86), Notre Dame (2007-08), Sheboygan Christian (2002-03), The Prairie School (2010-11) and Xavier (2003-04) have won two straight championships.

### The WIAA requires good sportsmanship at education-based sporting events.

Attendance at interscholastic activities is a privilege with the expectation to exhibit positive and respectful behavior.

For the enjoyment and respect of all in attendance, your cooperation in demonstrating the high ideals of sportsmanships expected and greatly appreciated.

Online **APPAREL STORE**  
at [madacustom.com!](https://madacustom.com/)

**STORE CLOSING**  
MAY 20 at 11:59 PM

<https://wiaaaltstateboysoccer21.itemorder.com/sale>

**ANDERSON O'BRIEN**  
BERTZ, SKRENES & GOLLA, LLP ATTORNEYS SINCE 1886

Accident & Personal Injury	Litigation & Dispute Resolution
Banking & Commercial Law	Probate & Trust Settlements
Business & Corporate Law	Real Estate
Divorce & Family Law	Tax Planning
Elder Law & Guardianships	Wills, Trusts, & Estate Planning
Employment & Labor Law	Workers' Compensation

**715-344-0890 | [andlaw.com](http://andlaw.com)**  
1257 Main Street, Stevens Point, WI 54481

# Appleton North LIGHTNING



## 2020-21 Results

Regular Season Record: 9-0-1

Conference Record: 7-0

Conference Place: 1st Place

Complete Season Record: 12-0-1

Opponent	W/L	Score
Bay Port	W	2-1
Neenah	W	4-1
Oshkosh North	W	4-0
Pulaski	W	7-1
Appleton East	W	4-0
Kimberly	W	3-2
Oshkosh West	W	5-1
Notre Dame de la Baie Academy	T	1-1
Stevens Point	W	2-0
Fond du Lac	W	1-0
Eau Claire North*	W	10-0
Stevens Point#	W	5-2
Appleton East#	W	2-1

\* - Regional # - Sectional



No.	Name	Pos.	Gr.	Hgt.	Wgt.
00	Ethan Nadboralski	GK	9	5-11	155
1	David Neitzke-Pizarro	GK	12	6-4	175
2	Simon Zulewski	M	12	5-10	155
3	Isaac Kraus	M/F	12	5-8	165
4	Brady Frantal	F	12	6-0	175
5	Cooper Ornstein	LB	12	5-10	150
6	Nick Milani	F	12	6-1	170
7	Caleb Davis	CB	12	5-7	135
8	Trevor Tomoda	M	12	5-10	155
9	Patrick Irakoze	F	11	5-6	135
10	Angel Gongora	M	11	6-2	175
11	Elijah Koleske	RB	11	5-11	157
12	Silas Ihde	M	11	5-11	140
13	Aidan Greer	M	11	5-8	145
14	Josh Smidt	RB	11	5-7	150
16	Zach Liddell	M/F	11	5-10	150
17	Jordan Lor	M	11	5-6	135
18	Jackson Kolasinski	M	10	5-8	130
19	Lukas Krikava	F	11	6-2	176
20	Emiliano Molina	F	12	6-1	150
21	Ben Slovick	M	10	5-8	155
25	Caden Vande Hey	F	9	6-0	150
99	Everette Pettinger	GK	11	5-9	150

## School Facts

**District Administrator**  
Judy Baseman

**Principal**  
Dave Pynenberg

**Athletic Director**  
Nate Werner

**Assistant Coach(es)**  
JJ Seghers  
Ben Hermes

**School Colors**  
Navy Blue & Gold

**School Enrollment**  
2017

**Captain(s)**  
Brady Frantal  
Nick Milani  
Trevor Tomoda  
Aidan Greer

**Athletic Trainer**  
Cassy Timmers

**School Twitter**  
@ANActivities

**Sport Twitter**  
@ANorthSoccer

**Head Coach:** Kevin Murphy (UW Oshkosh)  
Career Record/Year: 12-0-1/1 yr  
School Record/Year: 12-0-1/1 yr

## Statistics

No.	Name	GM	G	A	Pts.	SOG	GW
6	Nick Milani	9	9	4	22	--	--
8	Trevor Tomoda	10	7	7	21	--	--
4	Brady Frantal	8	9	2	20	--	--
19	Lukas Krikava	8	3	1	7	--	--
16	Zach Liddell	10	2	0	4	--	--
10	Angel Gongora	10	0	3	3	--	--
12	Silas Ihde	10	1	1	3	--	--
13	Aidan Greer	10	0	3	3	--	--
2	Simon Zulewski	10	1	0	2	--	--
3	Isaac Kraus	8	1	0	2	--	--
00	Ethan Nadboralski	2	0	0	0	--	--
1	David Neitzke-Pizarro	9	0	0	0	--	--
5	Cooper Ornstein	10	0	0	0	--	--
7	Caleb Davis	10	0	0	0	--	--
9	Patrick Irakoze	10	0	0	0	--	--
11	Elijah Koleske	10	0	0	0	--	--
14	Josh Smidt	10	0	0	0	--	--
17	Jordan Lor	10	0	0	0	--	--
18	Jackson Kolasinski	2	0	0	0	--	--
20	Emiliano Molina	1	0	0	0	--	--
21	Ben Slovick	10	0	0	0	--	--
25	Caden Vande Hey	3	0	0	0	--	--
99	Everette Pettinger	10	0	0	0	--	--
<b>Team Totals</b>		<b>10</b>	<b>33</b>	<b>21</b>	<b>87</b>	<b>--</b>	<b>--</b>

No.	Name	Min.	GA	GAA	Svs.	SOG	Sv%	W	L	T	SO
1	David										
	Neitzke-Pizarro	745	6	0.72	--	--	--	--	--	--	--
99	Everette Pettinger	65	1	1.38	--	--	--	--	--	--	--
<b>Team Totals</b>		<b>810</b>	<b>7</b>	<b>0.78</b>	<b>--</b>	<b>--</b>	<b>--</b>	<b>--</b>	<b>--</b>	<b>--</b>	<b>--</b>

# Racine Horlick **REBELS**



## 2020-21 Results

Regular Season Record: 7-1-2

Complete Season Record: 10-1-2



Opponent	W/L	Score
Racine Case	T	0-0
Janesville Parker	T	1-1
Cristo Rey Jesuit	W	6-4
Greenfield	W	2-0
Janesville Parker	W	2-0
Racine Park	W	13-1
West Allis Nathan Hale	W	6-0
Racine Case	W	1-0
Beloit Memorial	W	7-2
Shorewood	L	1-9
West Allis Nathan Hale*	W	6-0
Racine Case#	W	1-0
Beloit Memorial#	W	7-2

\* - Regional # - Sectional

No.	Name	Pos.	Gr.	Hgt.	Wgt.
0	Adan Martinez-Ponce	GK	11	6-2	150
1	Calvin Costabile	M	9	5-6	135
2	Alex Garbo	M	11	5-8	135
3	Everett Eisenman	F	10	5-6	120
4	Jaden Friedrich	M	9	5-8	130
5	Luiz Cruz	D	11	5-10	135
6	Alex Valdivia	D	9	5"9	140
7	Alex Munoz	M	11	5-8	135
8	Israel Duran	M	11	5-9	140
9	Oliver Shircel	F	9	5-8	125
10	Lalo Luis	D	11	5-8	135
11	Tony Pitrof	D	12	6-0	155
12	Giovanni Guerrero	M	9	5-10	165
13	Danny Aranda	M	11	5-10	150
14	Colin Gayle	M	12	5-10	145
15	Ivan Rios	D	11	5-9	175
16	Joshua Pastoressa	D	9	5-8	165
17	Brody Peters	D	11	5-9	140
18	Evan Lock	M	10	6-0	170
20	Jaden Skenandore	F	12	6-1	165
22	Johan Martinez	F	11	5-10	170

## School Facts

### District Administrator

Dr. Eric Gallien

### Principal

Angela Ress-Apmann

### Athletic Director

Joe Wendt

### Assistant Coach(es)

Mikey Modesti

### Pep Band Director

Jacob Myers

### School Colors

Scarlet & Gray

### School Enrollment

1541

### Captain(s)

Tony Pitrof  
Jaden Skenandore

### Athletic Trainer

James Fredericksen

### School Twitter

@HorlickAD

### Sport Twitter

@HHSRebelSoccer



## Statistics

No.	Name	GM	G	A	Pts.	SOG	GW
20	Jaden Skenandore	9	14	0	28	--	--
18	Evan Lock	9	3	9	15	--	--
8	Israel Duran	5	4	2	10	--	--
2	Alex Garbo	9	1	6	8	--	--
14	Colin Gayle	7	2	4	8	--	--
11	Tony Pitrof	9	1	0	2	--	--
22	Johan Martinez	6	1	0	2	--	--
0	Adan Martinez-Ponce	9	0	0	0	--	--
1	Calvin Costabile	9	0	0	0	--	--
3	Everett Eisenman	9	0	0	0	--	--
4	Jaden Friedrich	9	0	0	0	--	--
5	Luiz Cruz	6	0	0	0	--	--
6	Alex Valdivia	9	0	0	0	--	--
7	Alex Munoz	9	0	0	0	--	--
9	Oliver Shircel	9	0	0	0	--	--
10	Lalo Luis	1	0	0	0	--	--
12	Giovanni Guerrero	9	0	0	0	--	--
13	Danny Aranda	9	0	0	0	--	--
15	Ivan Rios	6	0	0	0	--	--
16	Joshua Pastoressa	6	0	0	0	--	--
17	Brody Peters	9	0	0	0	--	--
<b>Team Totals</b>		<b>9</b>	<b>26</b>	<b>21</b>	<b>73</b>	<b>--</b>	<b>--</b>

No.	Name	Min.	GA	GAA	Svs.	SOG	Sv%	W	L	T	SO
0	Adan										
	Martinez-Ponce	810	17	1.89	43	60	.717	7	1	2	4
<b>Team Totals</b>		<b>810</b>	<b>17</b>	<b>1.89</b>	<b>43</b>	<b>60</b>	<b>.717</b>	<b>7</b>	<b>1</b>	<b>2</b>	<b>4</b>

**Head Coach:** Galen Irish (UW-Parkside, 2018)

Career Years: 5 yrs

School Years: 2 yrs

# Waunakee WARRIORS



## 2020-21 Results

Regular Season Record: 10-1-1

Complete Season Record: 12-1-2

Opponent	W/L	Score
Mount Horeb	W	2-1
Verona Area	L	2-3
Milton	W	5-0
Stoughton	W	5-0
DeForest	T	1-1
Beaver Dam	W	5-0
Beloit Memorial	W	1-0
Fort Atkinson	W	6-0
Oregon	W	1-0
Middleton	W	3-2
Eau Claire North	W	7-0
Eau Claire Memorial	W	2-1
Middleton*	T	2-2 (5-3)
Verona Area#	W	2-1
Madison West#	W	3-2 (OT)

\* - Regional # - Sectional



No.	Name	Pos.	Gr.	Hgt.	Wgt.
2	Jordan Lisowski	M	12	5-10	130
3	Stepan Khamenka	M	10	5-10	135
4	Dima Govorukha	F	12	5-10	155
5	Lindon Jonuzi	M	10	5-11	155
6	Zach Tiemeyer	M	12	6-3	165
7	Alex Hoopes	F/M	11	6-0	155
8	Mason Lee	M/F	12	6-0	160
9	Nathan Dresen	M	12	5-9	175
10	Cole Kettner	M	11	6-0	175
11	Lane Miller	F/M	12	6-1	160
12	Noah Jakel	D	11	5-8	165
13	Brenden Pavlik	M	11	6-1	165
14	Jackson Ehle	D/M	11	6-0	170
15	Cole Helt	D	12	6-0	165
16	Decker Storch	D	11	6-2	170
17	Josh Fried	F/M	11	5-11	155
18	Calvin Rahn	M	11	6-2	168
19	Drew Lavold	M	11	5-11	155
20	Isaiah Jakel	D/M	10	5-10	165
21	Harry Taylor	F/M	11	5-8	140
22	Charlie Steck	F	12	5-8	150
23	Joe Thousand	M	11	6-0	176
24	Dan Ziegler	M/D	12	5-10	155
25	Chase Syverud	M/D	12	6-1	175
26	Carson Wormet	M	11	5-10	180
27	Devin Lenerz	M	11	5-9	150
28	Jackson Hernandez	F	12	5-8	140

## School Facts

**District Administrator**  
Randy Guttenberg

**Principal**  
Brian Borowski

**Athletic Director**  
Aaron May

**Assistant Coach(es)**  
Andy Brown  
Neil Cumming  
Scott Masak  
Scott Sibik  
Ian Murphy

**School Colors**  
Purple & White

**School Enrollment**  
1337

**Captain(s)**  
Nathan Dresen  
Zach Tiemeyer  
Cole Kettner

**Managers(s)**  
Julia Bright  
Lydia Gilles  
Gabbie Penfield

**Athletic Trainer**  
Matt Uftring

**School Twitter**  
#WaunakeeWAY

**Sport Twitter**  
@KeeBoysSoccer

## Statistics

No.	Name	GM	G	A	Pts.	SOG	GW				
8	Mason Lee	13	5	7	17	--	--				
6	Zach Tiemeyer	13	4	2	10	--	--				
9	Nathan Dresen	9	4	2	10	--	--				
4	Dima Govorukha	10	3	3	9	--	--				
11	Lane Miller	13	4	1	9	--	--				
20	Isaiah Jakel	13	4	1	9	--	--				
17	Josh Fried	12	2	4	8	--	--				
16	Decker Storch	13	3	1	7	--	--				
18	Calvin Rahn	13	3	1	7	--	--				
19	Drew Lavold	9	3	0	6	--	--				
7	Alex Hoopes	13	2	1	5	--	--				
2	Jordan Lisowski	10	2	0	4	--	--				
14	Jackson Ehle	13	0	3	3	--	--				
22	Charlie Steck	9	0	3	3	--	--				
3	Stepan Khamenka	7	1	0	2	--	--				
24	Dan Ziegler	7	1	0	2	--	--				
26	Carson Wormet	4	1	0	2	--	--				
5	Lindon Jonuzi	4	0	0	0	--	--				
21	Harry Taylor	7	0	0	0	--	--				
12	Noah Jakel	13	0	0	0	--	--				
13	Brenden Pavlik	7	0	0	0	--	--				
15	Cole Helt	13	0	0	0	--	--				
27	Devin Lenerz	6	0	0	0	--	--				
23	Joe Thousand	7	0	0	0	--	--				
25	Chase Syverud	7	0	0	0	--	--				
10	Cole Kettner	1	0	0	0	--	--				
<b>Team Totals</b>		<b>13</b>	<b>40</b>	<b>29</b>	<b>109</b>	--	--				
No.	Name	Min.	GA	GAA	Svs.	SOG	Sv%	W	L	T	SO
0	Lawson Kuhn	242	3	1.12	8	11	.727	1	1	--	--
1	Joe Fuhremann	688	7	0.92	24	31	.774	10	--	1	6
31	Will Reis	60	0	0.00	3	3	1.000	--	--	--	1
00	Jonathon Orlowski	90	0	0.00	3	3	1.000	--	--	--	1
<b>Team Totals</b>		<b>1080</b>	<b>10</b>	<b>0.83</b>	<b>38</b>	<b>48</b>	<b>.792</b>	<b>11</b>	<b>1</b>	<b>1</b>	<b>8</b>

**Head Coach:** Dave Kettner (University of Minnesota, 1993)

Career Record/Years: 80-17-12/7 yrs

School Record/Years: 38-11-6/3 yrs

# De Pere REDBIRDS



## 2020-21 Results

Regular Season Record: 8-1-3

Conference Record: 5-1-2

Conference Place: 3rd Place

Conference Champion  
Bay Port

Complete Season Record: 11-1-3

Opponent	W/L	Score
Stevens Point	W	4-2
Eau Claire Memorial	W	2-0
Green Bay Preble	T	3-3
Middleton	T	2-2
Green Bay Southwest	W	9-0
Notre Dame de la Baie Academy	T	1-1
Bay Port	L	0-3
Sturgeon Bay	W	3-0
Pulaski	W	3-1
Ashwuabenon	W	10-0
Manitowoc Lincoln	W	10-0
Sheboygan South	W	7-1
Manitowoc Lincoln*	W	5-0
Fond du Lac#	W	3-0
Green Bay Preble#	W	1-0

\* - Regional # - Sectional

No.	Name	Pos.	Gr.	Hgt.	Wgt.
0/19	Jack Rosner	GK	12	6-2	180
00/22	Evan Engel	GK	11	5-10	200
1	James Dorchester	M	9	5-9	140
3	Gavin Pinchart	M	12	5-7	130
5	Derrek Valenzuela	D	10	5-9	150
6	Andrew Yang	F	12	5-8	125
7	Jakob Bey	F	11	5-9	160
8	Robbie Collins	D	12	5-10	165
9	Noah Ryan	F	12	5-10	140
10	Kevin Ramirez	M	11	5-9	140
11	Trevor Theado	D	11	5-11	160
12/4	Lorenzo Abud	M	12	5-9	145
13	Charlie Eggers	D/M	12	5-8	165
14	Owen Spang	D	12	5-9	130
15	Mitchell Ballweg	M	12	5-10	145
16	Will Dwyer	D	11	6-1	160
17	Andrew Bishop	D	12	5-9	160
18	Jayden Seefeldt	D	12	5-10	145
20	Ezra Johnson	F	12	6-1	195
21	Henry Picard	M/F	10	5-9	130
23	Noah Maki	F	11	6-0	155

## School Facts

### District Administrator

Dr. Ben Villarruel

### Principal

Nick Joseph

### Athletic Director

Jeff Byczek

### Assistant Coach(es)

Justin Noffsinger  
Brad Nycz  
Dane Steger  
Randy Vogels

### Pep Band Director

Evan Marlowe

### School Colors

Cardinal & White

### School Enrollment

1397

### Captain(s)

Robbie Collins  
Charlie Eggers  
Jack Rosner

### Managers(s)

Freddy Hernandez

### Athletic Trainer

Chris Miller

### School Twitter

@DePereHS

### Sport Twitter

@DPHS\_soccer

**Head Coach:** Dusty Rhodes (Edgewood College, 2000)

Career Record/Years: 83-58-23/8 yrs

School Record/Years: 83-58-23/8 yrs

## Statistics

No.	Name	GM	G	A	Pts.	SOG	GW
10	Kevin Ramirez	13	19	8	46	--	--
1	James Dorchester	10	4	8	16	--	--
7	Jakob Bey	13	7	2	16	--	--
16	Will Dwyer	13	7	2	16	--	--
6	Andrew Yang	13	5	5	15	--	--
20	Ezra Johnson	10	6	2	14	--	--
3	Gavin Pinchart	13	3	3	9	--	--
8	Robbie Collins	13	2	5	9	--	--
14	Owen Spang	10	2	1	5	--	--
0/19	Jack Rosner	4	1	3	5	--	--
13	Charlie Eggers	13	2	0	4	--	--
21	Henry Picard	13	1	1	3	--	--
5	Derrek Valenzuela	11	0	2	2	--	--
17	Andrew Bishop	11	0	2	2	--	--
00/22	Evan Engel	1	1	0	2	--	--
15	Mitchell Ballweg	10	0	1	1	--	--
18	Jayden Seefeldt	8	0	1	1	--	--
9	Noah Ryan	6	0	0	0	--	--
11	Trevor Theado	12	0	0	0	--	--
12	Lorenzo Abud	12	0	0	0	--	--
23	Noah Maki	0	0	0	0	--	--
--	Jacob Calewarts	0	0	0	0	--	--
--	Riley Nycz	0	0	0	0	--	--
--	Madden Skurka	0	0	0	0	--	--
--	Chase Nguyen	0	0	0	0	--	--
<b>Team Totals</b>		<b>13</b>	<b>60</b>	<b>46</b>	<b>166</b>	--	--

No.	Name	Min.	GA	GAA	Svs.	SOG	Sv%	W	L	T	SO
0/19	Jack Rosner	925	11	1.07	32	--	.744	9	1	3	0
00/22	Evan Engel	195	2	0.92	12	--	.857	0	0	0	0
<b>Team Totals</b>		<b>1120</b>	<b>13</b>	<b>1.04</b>	<b>44</b>	--	--	<b>9</b>	<b>1</b>	<b>3</b>	<b>0</b>

# McFarland SPARTANS



## 2020-21 Results

Regular Season Record: 8-0-1

Conference Record: 5-0

Conference Place: 1st Place

Complete Season Record: 11-0-1

Opponent	W/L	Score
Whitewater	W	4-1
Jefferson	W	4-0
Monona Grove	W	2-1
Evansville	W	3-0
Big Foot/Williams Bay	W	4-1
Mount Horeb	W	3-0
Edgerton	W	7-1
Oregon	W	1-0
Sun Prairie	T	1-1
Stoughton*	W	5-0
Belleville/New Glarus#	W	4-0
DeForest#	W	2-0

\* - Regional # - Sectional

No.	Name	Pos.	Gr.	Hgt.	Wgt.
1	Matt Schutt	GK	11	5-10	160
2	Brody Pagels	M	9	5-8	155
3	Keegan Bell	D	10	5-9	150
4	Niko Dabetic	M	9	5-8	155
5	Jackson Werwinski	D	12	6-1	185
6	Bubba Blair	M	10	6-0	165
7	Jake Sampson	M	12	6-0	165
8	Kyle Connor	M	11	5-10	160
9	Mason Brown	F	10	5-10	160
10	Carter Mrowiec	D	12	5-10	160
11	Ben Hoang	M	12	5-7	150
12	Riley Turner	D	11	5-10	160
13	Karan Tara	F	11	5-9	150
14	Kobie Smith	D	12	6-1	185
15	Gray Tambling	D	12	5-10	160
16	Cole Willems	M	9	5-9	150
17	Rowan Wagner	D	10	5-10	165
18	Landon Mrowiec	D	9	5-10	160
19	Kaden Meinholdt	M	9	5-7	145
20	Victor McCullough	M	9	5-8	155
21	Zach Nichols	F	11	5-10	160
22	King Al-Qaid	F	12	6-0	165
24	Cole Larsen	M	9	5-8	155
00	Jacob Brendemuehl	GK	12	6-1	170

## School Facts

**District Administrator**  
Andrew Briddell

**Principal**  
Jeffrey K. Finstad

**Athletic Director**  
Paul Ackley

**Assistant Coach(es)**  
Aaron Ziegler  
Jonathan Gillette  
Sam Shackett

**School Colors**  
Navy & White

**School Enrollment**  
743

**Captain(s)**  
Jake Sampson  
Matt Schutt  
Zach Nichols

**Managers(s)**  
Sydney Feldner  
Julia Spilling

**Athletic Trainer**  
Jay Hanson

**Head Coach:** Brett A. Ogorzalek (UW-Madison, 2005)  
Career Record/Years: 121-45-12/8 yrs  
School Record/Years: 121-45-12/8 yrs

## Statistics

No.	Name	GM	G	A	Pts.	SOG	GW
21	Zach Nichols	10	10	7	27	30	6
6	Bubba Blair	8	8	4	20	18	1
7	Jake Sampson	9	3	10	16	10	1
9	Mason Brown	10	5	4	14	12	1
8	Kyle Connor	10	0	5	10	4	0
11	Ben Hoang	10	2	1	5	5	0
5	Jackson Werwinski	10	2	0	4	3	0
3	Keegan Bell	10	1	0	2	2	0
4	Niko Dabetic	10	1	0	2	2	0
13	Karan Tara	10	0	2	2	5	0
14	Kobie Smith	5	1	0	2	3	0
20	Victor McCullough	10	1	0	2	3	0
1	Matt Schutt	10	0	0	0	0	0
2	Brody Pagels	10	0	0	0	1	0
10	Carter Mrowiec	10	0	0	0	2	0
12	Riley Turner	10	0	0	0	0	0
15	Gray Tambling	10	0	0	0	0	0
16	Cole Willems	10	0	0	0	2	0
17	Rowan Wagner	0	0	0	0	0	0
18	Landon Mrowiec	10	0	0	0	0	0
19	Kaden Meinholdt	10	0	0	0	1	0
22	King Al-Qaid	3	0	0	0	3	0
24	Cole Larsen	10	0	0	0	2	0
00	Jacob Brendemuehl	10	0	0	0	0	0
<b>Team Totals</b>		<b>10</b>	<b>34</b>	<b>33</b>	<b>106</b>	<b>108</b>	<b>9</b>

No.	Name	Min.	GA	GAA	Svs.	SOG	Sv%	W	L	T	SO
1	Matt Schutt	750	2	0.24	48	50	.960	9	0	1	5
00	Jacob Brendemuehl	150	3	1.80	18	21	.857	---	---	---	---
<b>Team Totals</b>		<b>900</b>	<b>5</b>	<b>0.50</b>	<b>66</b>	<b>710.930</b>	<b>9</b>	<b>0</b>	<b>1</b>	<b>5</b>	<b>5</b>

# Fort Atkinson BLACKHAWKS



## 2020-21 Results

Regular Season Record: 4-5-2

Complete Season Record: 7-5-2

Opponent	W/L	Score
DeForest	L	1-2
Monona Grove	L	2-6
Beaver Dam	T	2-2
Whitewater	W	3-0
Mount Horeb	L	0-2
Monroe	W	5-2
Edgerton	T	1-1
Milton	W	3-1
Waunakee	L	0-7
Stoughton	W	2_0
Oregon	L	1_4
Whitewater*	W	7-1
Jefferson#	W	4-1
Waupun#	W	3-1

\* - Regional # - Sectional



No.	Name	Pos.	Gr.	Hgt.	Wgt.
00	Raymel Encarnacion	GK	12	6	160
1	Josh Larson	M	10	5-9	120
2	Arioon Dommershausen	F	9	5-5	120
3	Ryan Burke	F	12	5-10	150
4	Jack Calloway	M	11	5-9	150
5	Scott Buchta	D	11	5-9	160
6	Caleb Strayer	M	11	5-9	160
7	James Keelty	F	12	5-9	150
8	Casey Strayer	M	12	5-9	150
9	Alexander Tello	F	12	5-8	150
10	Henry Olmos	M	12	5-8	140
11	Landon Zorn	F	12	5-9	140
12	Eli Koehler	D	12	5-10	160
13	Tyler Betanski	D	12	5-10	150
14	Kevin Montoya	M	12	5-9	150
15	Cesar Valdez	M	12	5-9	150
16	Calum Fettig	D	10	5-9	160
17	Ethan Lason	M	10	5-9	120
18/00	Andrew Davis	M/K	12	6-2	160
19	Eli Schweiger	D	12	6-1	160
20	Brandon Haas	D	10	5-7	140
21	Matthew Betanski	D	12	5-10	150
22	Aiden Worden	D	10	5-9	150
24	Spencer Whitcomb	D	11	5-9	140
25	Noah Baldry	F	9	5-7	120

## School Facts

**District Administrator**  
Robert Abbott

**Principal**  
Dan Halverson

**Athletic Director**  
Steve Mahoney

**Assistant Coach(es)**  
Dogora Zamani  
Martin Mogel  
Paige Johnson  
Travis Larson  
Eric Stoughtenborough

**School Colors**  
Red, Black & White

**School Enrollment**  
1003

**Captain(s)**  
Landon Zorn  
James Keelty  
Eli Koehler  
Scott Buchta

**Managers(s)**  
Evelyn Cruz  
Diana Sampayo  
Madasin Worden  
Atzi Zuniga

**Athletic Trainer**  
Sara Moldenhauer

**School Twitter**  
@FortSchools

**Head Coach:** Kent Lovejoy  
Career Years: 9 yrs  
School Years: 9 yrs

## Statistics

No.	Name	GM	G	A	Pts.	SOG	GW
11	Landon Zorn	8	7	0	14	--	--
7	James Keelty	8	4	3	11	--	--
9	Alexander Tello	11	3	2	8	--	--
6	Caleb Strayer	11	2	2	6	--	--
4	Jack Calloway	7	2	0	4	--	--
10	Henry Olmos	11	1	2	4	--	--
5	Scott Buchta	11	1	0	2	--	--
8	Casey Strayer	11	0	1	1	--	--
12	Eli Koehler	11	0	1	1	--	--
21	Matthew Betanski	6	0	1	1	--	--
00	Raymel Encarnacion	2	0	0	0	--	--
1	Josh Larson	3	0	0	0	--	--
2	Arioon Dommershausen	8	0	0	0	--	--
3	Ryan Burke	5	0	0	0	--	--
13	Tyler Betanski	6	0	0	0	--	--
14	Kevin Montoya	8	0	0	0	--	--
15	Cesar Valdez	8	0	0	0	--	--
16	Calum Fettig	8	0	0	0	--	--
17	Ethan Lason	3	0	0	0	--	--
18	Drew Davis	10	0	0	0	--	--
19	Eli Schweiger	11	0	0	0	--	--
22	Aiden Worden	11	0	0	0	--	--
24	Spencer Whitcomb	3	0	0	0	--	--
25	Noah Baldry	3	0	0	0	--	--
<b>Team Totals</b>		<b>11</b>	<b>20</b>	<b>12</b>	<b>52</b>	<b>--</b>	<b>--</b>

No.	Name	Min.	GA	GAA	Svs.	SOG	Sv%	W	L	T	SO
18/00	Andrew Davis	765	17	2.00	47	60	.783				
00	Raymel Encarnacion	135	7	4.67	6	12	.500				
<b>Team Totals</b>		<b>900</b>	<b>24</b>	<b>2.40</b>	<b>53</b>	<b>72</b>	<b>.736</b>	<b>--</b>	<b>--</b>	<b>--</b>	<b>--</b>

## Shorewood GREYHOUNDS



## 2020-21 Results

Regular Season Record: 8-0

Conference Record: 6-0

Conference Place: 1st Place

Complete Season Record: 11-0

Opponent	W/L	Score
Brown Deer	W	9-0
West Allis Nathan Hale	W	10-0
Greendale	W	5-1
Whitnall	W	6-3
West Allis Central	W	11-1
Racine Horlick	W	9-1
Racine Case	W	8-1
Greendale	W	4-0
University Lake School/ Trinity Academy*	W	14-0
Cristo Rey Jesuit#	W	4-2
Greendale#	W	2-0

\* - Regional # - Sectional

No.	Name	Pos.	Gr.	Hgt.	Wgt.
0	Lucas Oates	GK	12	5-11	160
1	George Pritchard	GK	11	6-2	165
2	Ben Skwierawski	F	9	5-8	155
4	Keaton Planey	D	10	6-0	155
5	Will O'Connor	D	11	6-0	160
6	Rana Eitel	M	11	5-8	155
7	Denis Krioutchenkov	M	11	6-0	165
8	Liam Martin	M	12	6-0	160
9	Hopper Planey	F	12	6-0	165
10	Kam James	F	12	5-10	160
11	Alex Fitch	D	11	5-8	160
12	Antonio Rodriguez	D	12	6-2	170
13	Matthew Kavanagh	D	12	6-0	160
14	Seamus Maloney	F	12	5-10	165
15	Hashim Khan	F	10	5-10	150
16	Henry Zhang	F	11	6-2	160
17	Sajen Hardrath	D	11	6-2	170
19	Chris Aguilar	M	10	6-2	170
20	Tommy DiCamelli	D	12	6-2	175
21	Will Lichtenstein	D	10	6-0	165
23	James Shuurman	M	9	5-9	150

Head Coach: Kyle Konkol (UW-Madison, 2001)

Career Record/Years: 134-38-27/10 yrs

School Record/Years: 78-22-14/6 yrs

## School Facts

## District Administrator

Bryan Davis

## Principal

Tim Kenney

## Athletic Director

LeVar Ridgeway

## Assistant Coach(es)

Phil Kraft

Stephen Kerns

## Pep Band Director

Bryan Kujawa

## School Colors

Red &amp; Grey

## School Enrollment

637

## Captain(s)

Liam Martin

## Athletic Trainer

Tony Agostini

## School Twitter

@ShorewoodSHS

## Sport Twitter

@shsgreyhounds

## Statistics

No.	Name	GM	G	A	Pts.	SOG	GW
7	Denis Krioutchenkov	--	34	7	75	--	--
10	Kam James	--	13	9	35	--	--
14	Seamus Maloney	--	9	3	21	--	--
8	Liam Martin	--	6	7	19	--	--
15	Hashim Khan	--	7	5	19	--	--
16	Henry Zhang	--	4	6	14	--	--
9	Hopper Planey	--	3	5	11	--	--
17	Sajen Hardrath	--	3	1	7	--	--
5	Will O'Connor	--	1	4	6	--	--
2	Ben Skwierawski	--	1	2	4	--	--
23	James Shuurman	--	2	0	4	--	--
6	Rana Eitel	--	0	3	3	--	--
20	Tommy DiCamelli	--	0	2	2	--	--
13	Matthew Kavanagh	--	0	1	1	--	--
19	Chris Aguilar	--	0	1	1	--	--
0	Lucas Oates	--	0	0	0	--	--
1	George Pritchard	--	0	0	0	--	--
4	Keaton Planey	--	0	0	0	--	--
11	Alex Fitch	--	0	0	0	--	--
12	Antonio Rodriguez	--	0	0	0	--	--
21	Will Lichtenstein	--	0	0	0	--	--
Team Totals		--	83	56	222	--	--

No.	Name	Min.	GA	GAA	Svs.	SOG	Sv%	W	L	T	SO
0	Lucas Oates	--	5	0.63	--	--	--	--	--	--	--
1	George Pritchard	--	2	0.22	--	--	--	9	0	0	4
Team Totals		--	7	0.78	--	--	--	9	0	0	4





2020-21 Results

Regular Season Record: 10-3-2

Conference Record: 6-2-1

Conference Place: 2nd Place

Conference Champion  
Bay Port

Complete Season Record: 13-3-2

Opponent	W/L	Score
Sturgeon Bay	W	6-1
Appleton East	W	5-3
Sheboygan North	W	5-2
Green Bay Southwest	W	10-0
Eau Claire Memorial	L	3-4
Eau Claire North	W	3-0
Sheboygan South	W	4-1
De Pere	T	1-1
Pulaski	W	2-1
Clintonville	W	4-1
Ashwaubenon	W	10-0
Manitowoc Lincoln	W	6 0
Appleton North	T	1 1
Green Bay Preble	L	0-1
Bay Port	L	2 3
Ashwaubenon*	W	5-0
Sturgeon Bay#	W	2-1
Winnebago Lutheran Academy#	W	3-1

\* - Regional # - Sectional

No.	Name	Pos.	Gr.	Hgt.	Wgt.
1	Omar Cendejas-Maldonado	GK	11	6-1	185
2	John Sack	M	11	5-10	175
3	Christian Martinez	F/M	12	5-8	155
4	Alan Schneider	D	11	6-0	180
5	Connor Handrick	D	11	6-0	170
6	Tommy Geocariss	F/M	10	5-4	140
7	Alex Schwitzer	M/D	11	6-0	175
8	Garett Watzka	F	11	5-11	170
9	Emmett Lawton	F	10	5-10	170
10	Sam Limoni	M	12	5-9	160
11	Aaron Hernandez	F	11	5-5	150
12	Isaac Delveaux	F	12	5-8	140
13	Miguel Beltran	F	11	5-7	160
14	Erik Sack	F/M	11	5-11	170
16	Adam Brada	M	11	5-8	160
17	Alek Martinez	D	11	5-7	160
18	Eddie Noble	D	12	5-10	170
19	Jacob Limoni	M	11	5-8	150
20	Josh Macias	F	12	5-10	175
22	Abraham Gomez	D	12	5-6	150
23	Leonardo Rodriguez	F	12	5-10	170
24	Josh Goral	D	12	5-8	160
25	Elliot Bordini	D	10	5-11	180

School Facts

President

Tom Kiely

Principal

Patrick Browne

Athletic Director

Matt Koening

Assistant Coach(es)

Bill VandeCastle  
Celestino Martinez

Pep Band Director

Steve Johnson

School Colors

Royal Blue & Kelly Green

School Enrollment

782

Captain(s)

Sam Limoni  
Christian Martinez  
Adam Brada  
Connor Handrick

Athletic Trainer

Lauren Roethlisberger

School Twitter

@TritonsNDA

Sport Twitter

@NDATritonSports

Statistics

No.	Name	GM	G	A	Pts.	SOG	GW
9	Emmett Lawton	18	12	8	32	--	--
8	Garett Watzka	17	11	4	26	--	--
2	John Sack	15	5	12	22	--	--
3	Christian Martinez	18	9	4	22	--	--
20	Josh Macias	16	8	1	17	--	--
5	Connor Handrick	18	5	2	12	--	--
10	Sam Limoni	16	2	4	8	--	--
23	Leonardo Rodriguez	16	3	2	8	--	--
16	Adam Brada	18	2	3	7	--	--
14	Erik Sack	14	3	1	7	--	--
6	Tommy Geocariss	18	2	2	6	--	--
12	Isaac Delveaux	13	3	0	6	--	--
19	Jacob Limoni	14	2	0	4	--	--
18	Eddie Noble	18	1	0	2	--	--
7	Alex Schwitzer	10	1	0	2	--	--
1	Omar Cendejas-Maldonado	1	1	0	2	--	--
25	Elliot Bordini	18	1	0	2	--	--
13	Miguel Beltran	6	0	1	1	--	--
22	Abraham Gomez	16	0	0	0	--	--
24	Josh Goral	16	0	0	0	--	--
4	Alan Schneider	11	0	0	0	--	--
11	Aaron Hernandez	9	0	0	0	--	--
17	Alek Martinez	10	0	0	0	--	--
<b>Team Totals</b>		<b>18</b>	<b>71</b>	<b>44</b>	<b>186</b>	<b>--</b>	<b>--</b>

No.	Name	Min.	GA	GAA	Svs.	SOG	Sv%	W	L	T	SO
1	Omar Cendejas-Maldonado	1320	19	1.30	57	--	.750	10	3	2	4
<b>Team Totals</b>		<b>1320</b>	<b>19</b>	<b>1.30</b>	<b>57</b>	<b>--</b>	<b>.750</b>	<b>10</b>	<b>3</b>	<b>2</b>	<b>4</b>

Head Coach: Michael Prudisch (UW-Platteville, 2015)

Career Record/Years: 35-11-6/2 yrs

School Record/Years: 35-11-6/2 yrs

# PROUD SPONSOR OF THE WIAA/ RURAL MUTUAL SPORTSMANSHIP AWARD



*“When you’re faced with a challenge,  
how you respond determines the real winner.”*

Rural Mutual Insurance has been a sponsor of the WIAA/Rural Mutual Insurance Sportsmanship Award since it was started in 1965.

We believe there’s something more important than just winning or losing a tournament. We believe that the team, school, and fans who support their athletes with dignity and class are the true champions.



Visit us to learn more at [www.RuralMutual.com/wiaa](http://www.RuralMutual.com/wiaa)

**Rural Mutual**  
Insurance Company



# Sportsmanship – The Essence of Sport

The WIAA and Rural Mutual Insurance Companies are pleased to continue the Sportsmanship Award recognition program that will again be part of the 2020-21 WIAA Alternate Fall State Boys Soccer Tournament. Judging will be based on the sportsmanship exhibited by players, coaches, cheerleaders, students, band members and spectators. Honorable mention recognition will also be given to other teams under consideration that do not win the overall award. We invite athletes, coaches and fans from all participating teams and communities to compete and cheer with enthusiasm, energy and the very best in good sportsmanship.



## PAST BOYS SPORTSMANSHIP WINNERS

- |   |  |   |
|---|--|---|
| <p><b>2020 -</b><br/>Division 1 - None. <i>Honorable mention: None</i><br/>Division 2 - Medford. <i>Honorable mention: Sauk Prairie</i><br/>Division 3 - Saint Lawrence Seminary. <i>Honorable mention: Arcadia</i></p> <p><b>2019 -</b> Northland Pines - <i>Honorable mention: McFarland</i></p> <p><b>2018 -</b> McFarland - <i>Honorable mention: Amery, Baldwin-Woodville, Cedarburg, Holmen, Kettle Moraine Lutheran, Marquette University H.S., New Berlin Eisenhower and Plymouth</i></p> <p><b>2017 -</b> Madison West - <i>Honorable mention: Amery</i></p> <p><b>2016 -</b> Rice Lake - <i>Honorable mention: Middleton, New Richmond, Phillips, Sheboygan County Christian/Area Lutheran and Waukesha West</i></p> <p><b>2015 -</b> Rice Lake - <i>Honorable mention: Arrowhead, Barron, Grafton, Kimberly, Madison West, Marquette University H.S., Racine Saint Catherine's, River Falls, Sturgeon Bay and University School of Milwaukee</i></p> <p><b>2014 -</b> Menomonee Falls - <i>Honorable mention: Barron, Delavan-Darien, Eau Claire Memorial, Luxemburg-Casco, Rice Lake and Sturgeon Bay</i></p> | <p><b>2013 -</b> Ashland - <i>Honorable mention: Barron, Green Bay Preble, Madison West, Marshfield, Pewaukee and Sturgeon Bay</i></p> <p><b>2012 -</b> Mount Horeb - <i>Honorable mention: Aquinas, Eau Claire Memorial, Kenosha Bradford and Neenah</i></p> <p><b>2011 -</b> Elkhorn Area - <i>Honorable mention: Brookfield East, Catholic Memorial, Chippewa Falls and Newman Catholic</i></p> <p><b>2010 -</b> Aquinas - <i>Honorable mention: Brookfield East, De Pere, Mount Horeb, Newman Catholic and Waukesha West</i></p> <p><b>2009 -</b> Fox Valley Lutheran - <i>Honorable mention: Arrowhead, Catholic Memorial, De Pere, Kenosha Tremper, Madison Edgewood, Marquette University H.S., McDonell Central/Regis, Racine Saint Catherine's, Sparta and Winnebago Lutheran Academy</i></p> <p><b>2008 -</b> Columbus - <i>Honorable mention: Green Bay Preble, Madison West, McDonell Central/Regis, New Holstein and University School of Milwaukee</i></p> <p><b>2007 -</b> Notre Dame - <i>Honorable mention: Catholic Memorial, De Pere, Grafton, Hudson, Kenosha Tremper and McDonell/Regis</i></p> | <p><b>2006 -</b> Cedar Grove-Belgium - <i>Honorable mention: Kaukauna</i></p> <p><b>2005 -</b> Onalaska - <i>Honorable mention: Chippewa Falls, Madison Memorial, New Holstein and Saint Mary Central</i></p> <p><b>2004 -</b> Saint Mary Central - <i>Honorable mention: Fond du Lac, New Holstein, Onalaska and The Prairie School</i></p> <p><b>2003 -</b> Central Wisconsin Christian - <i>Honorable mention: Racine Horlick, The Prairie School, Wausau West and Xavier</i></p> <p><b>2002 -</b> Sheboygan County Christian</p> <p><b>2001 -</b> Sheboygan County Christian - <i>Honorable mention: Muskego and Wisconsin Rapids Lincoln</i></p> <p><b>2000 -</b> Wausau West</p> <p><b>1999 -</b> De Pere - <i>Honorable mention: Appleton East</i></p> <p><b>1998 -</b> Hudson</p> <p><b>1997 -</b> Northland Pines - <i>Honorable mention: West Allis Hale</i></p> <p><b>1996 -</b> Wausau West</p> <p><b>1995 -</b> Oregon</p> |
|---|--|---|



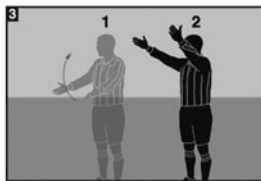
### NFHS OFFICIAL SOCCER SIGNALS



**Direct free kick**  
(Point in direction of kick)



**Indirect free kick**



**Play On**



**Timeout**



**Wind-up to start clock**



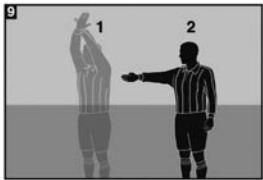
**Penalty kick**  
(Point to spot)  
**Goal Kick**  
(Point to goal area)



**Caution/Ejection**



**Corner kick**  
(Point to corner)



**Goal**

PlayPic® PlayPics courtesy of REFEREE



### ASSISTANT REFEREE SIGNALS



**Throw-in**  
(The flag should not be brought across the body. Appropriately, the flag should be switched to the appropriate hand.)



**Substitution**  
(Hold the flag above the head as shown until acknowledged by the referee; then return the flag to the side.)



**Foul**  
(1. Hold the flag vertically until acknowledged by the referee; 2. Wave flag; 3. Point the flag in the direction where the free kick will take place.)



**Corner kick**  
(Assistant referee should point to the nearest corner.)



**Goal kick**  
(Assistant referee should point to the goal area.)



**Stop play – Offside**  
(Assistant referee should indicate he/she has seen an offside with the right arm.)



**Offside free kick**  
(When the referee stops play, the assistant referee indicates position on the far side of the field.)



**Offside free kick**  
(When the referee stops play, the assistant referee indicates position near the center of the field.)



**Offside free kick**  
(When the referee stops play, the assistant referee indicates position on the near side of the field.)

PlayPic® PlayPics courtesy of REFEREE



# State Champions

Year	Schools	Champion (Coach)	Runner-up (Coach)	Score	Site
1982	60	Whitefish Bay (Willi Wessels)	Brookfield East (Allen Gusho)	2-0	Menomonee Falls
1983	71	Whitefish Bay (Willi Wessels)	Neenah (Harry Kelderman)	2-1 (OT)	Neenah
1984	78	Madison West (Steve Brown)	Brookfield Central (Rich Dorn)	2-2 (4-3 SO)	Neenah
1985	83	Neenah (Harry Kelderman)	Arrowhead (Dean Groth)	3-0	Neenah
1986	90	Neenah (Harry Kelderman)	Madison West (Jim Kuelbs)	0-0 (3-2 SO)	Neenah
1987	98	Madison West (Jim Kuelbs)	Brookfield East (Milan Vidakovich)	3-0	Neenah
1988	104	Madison West (Jim Kuelbs)	Waukesha South (Mark Schmechel)	2-1	Madison - Breese Stevens Field
1989	114	Cedarburg (Hayden Knight)	Brookfield East (Milan Vidakovich)	3-2	Madison - Breese Stevens Field
1990	125	Wauwatosa East (Tim Winn)	Madison West (Craig Carlson)	1-0	Madison - Breese Stevens Field
1991	132	Cedarburg (Hayden Knight)	Neenah (Harry Kelderman)	3-0	Madison - Breese Stevens Field
1992	134	1 - Brookfield Central (Richard Dorn) 2 - Brown Deer (Andrew Maciejewski)	Cedarburg (Hayden Knight) De Pere (Dale Rhodes)	3-0 2-1 (OT)	Madison - Breese Stevens Field & Mansfield Stadium
1993	141	1 - Homestead (Thom Homann) 2 - De Pere (Dale Rhodes)	Brookfield East (Geoff Zeidler) Grafton (Don Arnold)	1-1 (3-2 SO) 3-1	Madison - Breese Stevens Field & Mansfield Stadium
1994	141	1 - Whitefish Bay (Perviz Afsari) 2 - Oostburg (Steve Herzog)	Cedarburg (Hayden Knight) Delavan-Darien (Gene Cardinal)	2-1 1-1 (4-2 SO)	Madison - Breese Stevens Field & Mansfield Stadium
1995	153	1 - Brookfield East (Geoff Zeidler) 2 - Whitefish Bay (Perviz Afsari)	Cedarburg (Hayden Knight) Greendale (Andrew Krupa)	3-2 1-1 (4-3 SO)	Madison - Breese Stevens Field & Mansfield Stadium
1996	156	1 - Cedarburg (Hayden Knight) 2 - Sauk Prairie (Mike Rauls)	Mukwonago (Mark Lambrecht) Delavan-Darien (Bruce Mowery)	3-1 2-0	Madison - Breese Stevens Field & Mansfield Stadium
1997	162	1 - Brookfield East (Bryan Yenor) 2 - Shorewood (Bohdan Nedilsky)	Menasha (Jim Nash) New Berlin Eisenhower (Mark Steinlein)	4-3 2-1	Madison - Breese Stevens Field & Mansfield Stadium
1998	165	1 - Wauwatosa East (Steven Millen) 2 - Oregon (Greg Ninneman)	Homestead (Thom Homann) Delavan-Darien (Bruce Mowery)	0-0 (6-5 SO) 3-2	Madison - Breese Stevens Field & Mansfield Stadium
1999	176	1 - Homestead (Rich Dorn) 2 - Waunakee (Tok Kim)	Brookfield East (Bryan Yenor) Grafton (Don Arnold)	1-0 2-0	Madison - Breese Stevens Field & Mansfield Stadium
2000	228	1 - Marquette University H.S. (Bob Spielmann) 2 - Delavan-Darien (Bruce Mowery)	Middleton (Ken Burghy) Notre Dame [Green Bay] (Abdul Nur)	2-0 2-1	Madison - Breese Stevens Field & Mansfield Stadium
2001	232	1 - Marquette University H.S. (Bob Spielmann) 2 - Notre Dame [Green Bay] (Abdul Nur)	Racine Horlick (Jeff Levonian) Racine Saint Catherine's (Ben Lake)	5-0 3-2	Madison - Breese Stevens Field & Mansfield Stadium
2002	235	1 - Marquette University H.S. (Bob Spielmann) 2 - Plymouth (Bruce McMyler) 3 - Sheboygan County Christian (Paul Ver Velde)	Eau Claire Memorial (George Oien) Madison Edgewood (Mark Preston) Aquinas (Mike Jacobs)	4-0 2-1 (OT) 3-0	Madison - Breese Stevens Field & Mansfield Stadium
2003	239	1 - Marquette University H.S. (Bob Spielmann) 2 - Xavier (Nate Werner) 3 - Sheboygan County Christian (Paul Ver Velde)	Brookfield East (Bryan Yenor) Whitefish Bay (Wally Ziaja) The Prairie School (Chris Dembiec)	4-1 4-2 3-0	Milwaukee - Uihlein Soccer Park
2004	240	1 - Middleton (Ken Burghy) 2 - Xavier (Nate Werner) 3 - The Prairie School (Chris Dembiec)	Marquette University H.S. (Bob Spielmann) Shorewood (Carlos Gomez) Saint Mary Central (Gary Kruger)	1-0 2-1 3-0	Milwaukee - Uihlein Soccer Park
2005	246	1 - Marquette University H.S. (Bob Spielmann) 2 - Slinger (Michael Martinich) 3 - The Prairie School (Chris Dembiec)	Muskego (Bob Antholine) Delavan-Darien (Bruce Mowery) Winnebago Lutheran Academy (David Haag)	3-1 2-0 3-1	Milwaukee - Uihlein Soccer Park
2006	250	1 - Madison Memorial (Ben Voss) 2 - Xavier (Kasey Smith) 3 - Thomas More (Tomislav Markovic)	Brookfield East (Herbie Dundun) Grafton (Don Arnold) Columbus (Jason Adams)	2-0 2-1 2-1	Milwaukee - Uihlein Soccer Park
2007	253	1 - Neenah (Harry Kelderman) 2 - Notre Dame (Bob Rickards) 3 - Shoreland Lutheran (Daniel Hahm)	Marquette University H.S. (Steve Lawrence) Catholic Memorial (John Bisswurm) Wrightstown (Dennis Miller)	3-2 (OT) 5-3 7-0	Milwaukee - Uihlein Soccer Park
2008	256	1 - Marquette University H.S. (Steve Lawrence) 2 - Notre Dame (Bob Rickards) 3 - Columbus (Jason Adams)	Muskego (Eric Hess) Catholic Memorial (John Bisswurm) McDonnell Central/Regis (Tim Jenneman)	5-0 3-2 3-2	Milwaukee - Uihlein Soccer Park
2009	260	1 - Muskego (Eric Hess) 2 - Fox Valley Lutheran (Erich Schaser) 3 - Racine Saint Catherine's (Ben Lake)	Madison Memorial (Ben Voss) Catholic Memorial (John Bisswurm) Kohler (Scott Feltner)	1-0 (2 OT) 1-0 (2 OT) 1-0 (2 OT)	Milwaukee - Uihlein Soccer Park
2010	259	1 - Marquette University H.S. (Steve Lawrence) 2 - Catholic Memorial (John Bisswurm) 3 - The Prairie School (Corey Oakland)	Appleton North (Nate Werner) Fox Valley Lutheran (Erich Schaser) Aquinas (Nate Schneider)	3-2 3-2 (2 OT) 5-0	Milwaukee - Uihlein Soccer Park
2011	262	1 - Marquette University H.S. (Steve Lawrence) 2 - Mount Horeb (Mark Newman) 3 - The Prairie School (Corey Oakland)	Kettle Moraine (Greg Prospero) Catholic Memorial (John Bisswurm) Winnebago Lutheran Academy (David Haag)	6-0 1-0 5-2	Milwaukee - Uihlein Soccer Park

(Continued on page 23)



# Team Performance History

**Amery (2)** – 2017-3 (0-1), 2018-4 (1-1)  
**Appleton East (4)** – 1984 (0-1-1), 1995-1 (1-1), 1997-1 (0-1), 1999-1 (0-1)  
**Appleton North (1)** – 2010-1 (2-1)  
**Appleton West (3)** – 1989 (0-1), 2002-1 (0-1), 2003-1 (0-1)  
**Aquinas (3)** – 2002-3 (0-1-1), 2010-3 (1-1), 2012-3 (0-1)  
**Arcadia (1)** – 2020-3 (0-1)  
**Arrowhead (7)** – 1985 (2-1), 2004-1 (0-1), 2009-1 (1-1), 2013-1 (0-1), 2015-1 (1-1), 2017-1 (1-1), 2020-1 (1-1)  
**Ashland (1)** – 2013-3 (2-0)  
**Ashwaubenon (1)** – 1988 (0-1)  
**Badger (3)** – 1990 (0-1), 1991 (0-1), 1993-1 (0-1)  
**Baldwin-Woodville (1)** – 2018-3 (0-1)  
**Barron (3)** – 2013-4 (0-1), 2014-4 (0-1), 2015-4 (0-1)  
**Bay Port (1)** – 1992-1 (0-1)  
**Belleville/New Glarus (1)** – 2004-3 (0-1)  
**Beloit Memorial (1)** – 2014-1 (0-0-1)  
**Brookfield Central (9)** – 1984 (2-0-1#), 1988 (1-1), 1991 (1-1), 1992-1 (3-0), 1994-1 (0-0-1), 1996-1 (1-0-1), 2001-1 (0-1), 2016-1 (0-1), 2019-2 (2-0)  
**Brookfield East (18)** – 1982 (2-1), 1986 (0-1-1), 1987 (2-1), 1989 (2-0-1#), 1990 (1-0-1), 1993-1 (2-0-1#), 1995-1 (3-0), 1997-1 (3-0), 1999-1 (2-1), 2000-1 (1-1), 2003-1 (2-1), 2005-1 (1-1), 2006-1 (2-1), 2010-1 (1-1), 2011-1 (0-1), 2012-1 (1-1), 2014-2 (2-0), 2019-2 (1-1)  
**Brown Deer (3)** – 1991 (0-1), 1992-2 (2-0), 1993-2 (0-1)  
**Catholic Memorial (7)** – 2003-2 (0-1), 2006-2 (0-1), 2007-2 (1-1), 2008-2 (1-1), 2009-2 (1-1), 2010-2 (2-0), 2011-2 (1-1)  
**Cedar Grove-Belgium (1)** – 2006-3 (0-1)  
**Cedarburg (12)** – 1988 (0-1), 1989 (2-0-1\*), 1990 (0-1), 1991 (3-0), 1992-1 (2-1), 1994-1 (2-1), 1995-1 (2-1), 1996-1 (3-0), 2013-2 (1-1#), 2014-2 (1-1), 2015-2 (1-1), 2018-2 (0-1)  
**Central Wisconsin Christian (2)** – 2003-3 (0-1), 2011-3 (0-1)  
**Chippewa Falls (2)** – 2005-1 (0-1), 2011-1 (0-1)  
**Columbus (3)** – 2006-2 (1-1), 2007-3 (0-1), 2008-3 (1-0-1)  
**Columbus Catholic (1)** – 2006-3 (0-1)  
**De Pere (7)** – 1992-2 (1-1), 1993-2 (2-0), 1995-2 (0-1), 1999-2 (0-1), 2007-1 (0-1), 2009-1 (0-1-1), 2010-1 (0-1)  
**DeForest (1)** – 1993-2 (0-1)  
**Delavan-Darien (10)** – 1994-2 (1-1-1#), 1996-2 (1-1) (2), 1998-2 (1-1), 1999-2 (0-1), 2000-2 (2-0), 2005-2 (1-1), 2014-3 (2-0), 2016-3 (2-0), 2017-3 (1-1), 2020-2 (0-1)  
**Dodgeville/Mineral Point (1)** – 2008-2 (0-1)  
**Eau Claire Memorial (11)** – 1999-1 (0-1), 2001-1 (1-1), 2002-1 (2-1), 2004-1 (0-1), 2008-1 (0-1), 2009-1 (0-0-1), 2010-1 (1-1), 2012-1 (0-1), 2014-1 (0-1), 2017-1 (0-1), 2019-1 (0-1)  
**Elkhorn Area (4)** – 2011-1 (0-1), 2016-2 (1-1), 2019-2 (0-1), 2020-1 (0-1)  
**Fond du Lac (2)** – 2004-1 (0-1-1), 2005-1 (0-1)  
**Fox Valley Lutheran (3)** – 2009-2 (2-0), 2010-2 (1-1), 2011-2 (0-1)  
**Grafton (7)** – 1993-2 (1-1), 1998-2 (0-1), 1999-2 (1-1), 2000-2 (0-1), 2006-2 (1-1), 2007-2 (0-1), 2015-3 (0-0-1)  
**Green Bay East (1)** – 1990 (0-1)  
**Green Bay Preble (10)** – 1998-1 (0-1), 2001-1 (0-1-1), 2002-1 (0-1-1), 2003-1 (0-1), 2005-1 (0-0-1), 2008-1 (0-1), 2011-1 (0-1), 2013-1 (1-1#), 2016-1 (1-1), 2018-1 (0-1)  
**Green Bay Southwest (4)** – 1993-1 (0-0-1), 1994-1 (0-1), 1996-1 (0-0-1), 2004-1 (0-0-1)  
**Greendale (1)** – 1995-2 (1-0-1#)  
**Hamilton (1)** – 2018-1 (1-1)  
**Hartford Union (1)** – 2009-1 (0-1)  
**Holmen (1)** – 2018-2 (0-1)  
**Homestead (6)** – 1982 (0-1), 1986 (0-1), 1993-1 (2-0-1\*), 1998-1 (2-0-1#), 1999-1 (3-0), 2008-1 (1-1)  
**Hudson (10)** – 1985 (0-1), 1986 (0-1), 1987 (0-1), 1989 (0-1), 1993-1 (0-1-1), 1994-1 (0-1), 1998-1 (0-1), 2006-1 (0-1), 2007-1 (0-1), 2020-1 (0-1)  
**Janesville Craig (1)** – 2006-1 (1-1)  
**Kaukauna (1)** – 2006-1 (0-1)

**Kenosha Bradford (3)** – 1982 (0-1), 2010-1 (0-1), 2012-1 (1-1)  
**Kenosha Tremper (8)** – 1984 (1-1), 1990 (0-1), 1992-1 (0-1), 2000-1 (0-1), 2003-1 (0-1), 2007-1 (0-1), 2009-1 (0-1), 2019-1 (0-1)  
**Kettle Moraine (3)** – 2007-1 (0-1), 2011-1 (2-1), 2012-1 (2-1)  
**Kettle Moraine Lutheran (1)** – 2018-4 (0-1)  
**Kimberly (3)** – 1983 (0-1), 2012-1 (0-1), 2015-1 (0-1)  
**Kohler (2)** – 2009-3 (1-1), 2017-4 (0-1)  
**Lake Mills (1)** – 2019-4 (0-1)  
**Luxemburg-Casco (1)** – 2014-3 (0-1)  
**Madison East (1)** – 2006-1 (0-1)  
**Madison Edgewood (2)** – 2002-2 (1-1), 2009-2 (0-1)  
**Madison Memorial (5)** – 1982 (1-1), 1992-1 (1-1), 2005-1 (0-1), 2006-1 (3-0), 2009-1 (2-1)  
**Madison West (15)** – 1983 (1-0-1), 1984 (2-0-1\*), 1985 (0-1), 1986 (2-0-1#), 1987 (3-0), 1988 (3-0), 1990 (1-1-1), 1991 (1-1), 1997-1 (0-0-2), 1999-1 (1-1), 2001-1 (0-0-1), 2008-1 (0-1), 2013-1 (0-1), 2015-1 (0-1), 2017-1 (0-1)  
**Marquette University H.S. (19)** – 2000-1 (3-0), 2001-1 (3-0), 2002-1 (3-0), 2003-1 (3-0), 2004-1 (2-1), 2005-1 (3-0), 2006-1 (0-1), 2007-1 (2-1), 2008-1 (3-0), 2009-1 (0-1), 2010-1 (3-0), 2011-1 (3-0), 2012-1 (3-0), 2014-1 (2-0), 2015-1 (2-0), 2016-1 (2-0), 2017-1 (2-0), 2018-1 (2-0), 2020-1 (2-0)  
**Marshfield (1)** – 2013-2 (0-1)  
**McDonell Central/Regis (4)** – 2007-3 (0-1), 2008-3 (0-1-1), 2009-3 (0-1), 2017-4 (0-1)  
**McFarland (3)** – 2013-3 (0-1), 2018-3 (1-1), 2019-3 (1-1)  
**Medford (1)** – 2020-2 (0-1)  
**Menasha (2)** – 1987 (1-1), 1997-1 (1-1-1)  
**Memomonee Falls (1)** – 2014-1 (0-1-1)  
**Middleton (13)** – 1989 (0-1-1), 1993-1 (0-1), 1994-1 (1-1), 1996-1 (0-1), 1998-1 (0-1), 2000-1 (2-1), 2002-1 (1-1), 2003-1 (1-1), 2004-1 (3-0), 2007-1 (1-1), 2010-1 (0-1), 2011-1 (1-1), 2016-1 (0-1)  
**Milton (3)** – 2002-1 (0-1), 2008-1 (1-1), 2015-2 (0-1)  
**Milwaukee Custer (1)** – 1982 (0-1)  
**Milwaukee Hamilton (2)** – 1982 (0-1), 1984 (0-0-1)  
**Milwaukee King (1)** – 1984 (0-1)  
**Milwaukee South (2)** – 1983 (1-0-1), 1986 (1-1)  
**Monona Grove (3)** – 1994-2 (0-1), 2001-2 (0-1), 2004-2 (0-1)  
**Mount Horeb (7)** – 2010-2 (0-1), 2011-2 (2-0), 2012-2 (1-1), 2014-3 (1-1), 2015-3 (1-0-1), 2016-3 (1-1), 2017-3 (2-0)  
**Mukwonago (6)** – 1994-1 (1-1), 1995-1 (0-1), 1996-1 (1-1-1), 1997-1 (1-1), 1998-1 (1-1), 1999-1 (0-1)  
**Muskego (7)** – 1989 (0-1), 2001-1 (0-1), 2004-1 (0-1), 2005-1 (2-1), 2008-1 (2-1), 2009-1 (3-0), 2013-1 (2-0\*)  
**Neenah (17)** – 1982 (1-1), 1983 (2-1), 1984 (0-1), 1985 (3-0), 1986 (2-0-1\*), 1988 (0-1), 1990 (1-1), 1991 (2-1), 1992-1 (1-1), 1995-1 (1-1), 1996-1 (0-1), 2006-1 (1-1), 2007-1 (3-0), 2008-1 (0-1), 2011-1 (1-1), 2012-1 (0-1), 2019-1 (1-1)  
**New Berlin Eisenhower (2)** – 1997-2 (1-1), 2018-2 (1-1)  
**New Berlin West (1)** – 1992-2 (0-1)  
**New Holstein (3)** – 2004-3 (0-1), 2005-3 (0-1), 2008-3 (0-0-1)  
**New Richmond (3)** – 2016-2 (0-1), 2017-2 (0-1), 2019-2 (0-1)  
**Newman Catholic (3)** – 2003-3 (0-1), 2010-3 (0-1), 2011-3 (0-1)  
**Nicolet (5)** – 1983 (0-1), 1984 (0-1), 1985 (1-1), 1987 (0-1), 1997-1 (0-1)  
**Northland Pines (8)** – 1994-2 (0-1), 1996-1 (0-1), 1997-2 (0-1), 1998-2 (0-1), 2002-2 (0-1), 2003-2 (0-1), 2007-2 (0-1), 2019-4 (0-1)  
**Notre Dame de la Baie Academy (Green Bay) (8)** – 2000-2 (1-1), 2001-2 (2-0), 2002-2 (0-0-1), 2007-2 (2-0), 2008-2 (2-0), 2012-2 (0-1), 2013-3 (1-1), 2015-3 (0-1)  
**Onalaska (2)** – 2004-2 (0-1), 2005-2 (0-1)  
**Oostburg (2)** – 1994-2 (1-0-1\*), 2012-3 (0-1)  
**Oregon (9)** – 1989 (0-0-1), 1995-1 (0-1), 1997-2 (0-1), 1998-2 (2-0), 2012-1 (0-1), 2013-2 (2-0\*), 2014-2 (0-1), 2017-2 (0-1-1), 2018-2 (2-0)  
**Pewaukee (3)** – 2008-2 (0-1), 2012-2 (0-1), 2013-3 (0-1)  
**Phillips (1)** – 2016-4 (0-1)

**Pius XI Catholic (2)** – 2000-1 (0-1), 2018-3 (2-0)  
**Platteville (1)** – 2006-2 (0-1)  
**Plymouth (5)** – 2000-1 (0-1), 2002-2 (1-0-1), 2010-2 (0-1), 2017-3 (0-1), 2018-3 (0-1)  
**Pulaski (1)** – 2014-2 (0-1)  
**Racine Case (3)** – 1992-1 (0-1), 1995-1 (0-1), 1996-1 (0-1-1)  
**Racine Horlick (12)** – 1983 (0-1), 1985 (0-1), 1986 (0-0-1), 1987 (0-1), 1988 (1-0-1), 1993-1 (0-1), 1994-1 (0-1), 2001-1 (2-1), 2002-1 (0-1), 2003-1 (1-1), 2004-1 (1-1), 2005-1 (0-0-1)  
**Racine Park (1)** – 1991 (0-1)  
**Racine Saint Catherine's (5)** – 2001-2 (1-1), 2002-3 (0-0-1), 2009-3 (2-0), 2015-4 (0-1), 2016-4 (2-0)  
**Rice Lake (4)** – 2014-3 (0-1), 2015-3 (1-1), 2016-3 (0-1), 2019-3 (0-1)  
**River Falls (1)** – 2015-2 (0-1)  
**Roncalli/Two Rivers (1)** – 2020-2 (2-0)  
**Saint Anthony (1)** – 2012-3 (2-0)  
**Saint Lawrence Seminary (1)** – 2020-3 (1-1)  
**Saint Mary Central (2)** – 2004-3 (1-1), 2005-3 (0-1)  
**Saint Thomas More (2)** – 2006-3 (2-0), 2014-4 (1-1)  
**Sauk Prairie (4)** – 1992-2 (0-1), 1995-2 (0-1), 1996-2 (2-0), 2020-2 (1-1)  
**Seymour (2)** – 2016-3 (0-1), 2019-3 (0-1)  
**Sheboygan County Christian (3)** – 2001-2 (0-1), 2002-3 (2-0), 2003-3 (2-0)  
**Sheboygan County Christian/Area Lutheran (1)** – 2016-4 (0-1)  
**Sheboygan North (1)** – 1991 (0-1)  
**Shoreland Lutheran (1)** – 2007-3 (2-0)  
**Shorewood (3)** – 1997-2 (2-0), 2004-2 (1-1), 2019-3 (2-0)  
**Slinger (1)** – 2005-2 (2-0)  
**Sparta (1)** – 2009-2 (0-1)  
**Sturgeon Bay (8)** – 2010-3 (0-1), 2011-2 (0-1), 2013-4 (0-1), 2014-4 (0-1), 2015-4 (2-0), 2017-4 (1-1), 2018-4 (0-1), 2019-4 (2-0)  
**Sun Prairie (1)** – 2018-1 (0-1)  
**The Prairie School (10)** – 2003-3 (1-1), 2004-3 (2-0), 2005-3 (2-0), 2010-3 (2-0), 2011-3 (2-0), 2013-4 (1-1), 2014-4 (2-0), 2017-4 (2-0), 2019-4 (1-1), 2020-3 (2-0)  
**University School of Milwaukee (5)** – 2008-3 (0-0-1), 2013-4 (2-0), 2015-4 (1-1), 2018-4 (2-0), 2020-3 (0-1)  
**Verona Area (1)** – 2019-1 (3-0)  
**Waukesha North (2)** – 1986 (0-1), 1987 (1-1)  
**Waukesha South (2)** – 1985 (0-1), 1988 (1-1-1)  
**Waukesha West (4)** – 2002-1 (0-0-1), 2010-1 (0-1), 2016-2 (0-1), 2017-2 (0-0-1)  
**Waunakee (1)** – 1999-2 (2-0)  
**Wausau West (3)** – 1996-1 (0-1), 2000-1 (1-1), 2003-1 (0-1)  
**Wauwatosa East (5)** – 1987 (0-1), 1988 (0-1), 1989 (1-1), 1990 (3-0), 1998-1 (2-0-1\*)  
**Wauwatosa West (2)** – 1983 (1-1), 2007-1 (1-1)  
**West Allis Hale (3)** – 1997-1 (0-0-1), 1998-1 (1-1), 1999-1 (1-1)  
**Whitefish Bay (14)** – 1982 (3-0), 1983 (3-0), 1985 (1-1), 1992-1 (0-1), 1993-1 (1-1), 1994-1 (2-0-1), 1995-2 (1-0-1\*), 1996-2 (0-1), 2000-2 (0-1), 2003-2 (1-1), 2013-2 (0-1), 2015-2 (2-0), 2016-2 (2-0), 2017-2 (2-0)  
**Winnebago Lutheran Academy (5)** – 2005-3 (1-1), 2009-3 (0-1), 2011-3 (1-1), 2012-3 (1-1), 2016-4 (1-1)  
**Wisconsin Rapids Lincoln (6)** – 1995-1 (0-1), 1997-1 (0-1), 1998-1 (0-1), 1999-1 (0-1), 2000-1 (0-1), 2001-1 (0-1)  
**Wrightstown (2)** – 2002-3 (0-1), 2007-3 (1-1)  
**Xavier (5)** – 2003-2 (2-0), 2004-2 (2-0), 2005-2 (0-1), 2006-2 (2-0), 2012-2 (2-0)  
\* - Champion determined by shootout  
# - Runner-up determined by shootout  
Note: Began four divisions in 2013 with Division 1 playing semifinals and final. Three divisions were played in 2020 during COVID-19 Pandemic.



# State Tournament Records

Subject to available information

## TEAM

### GOALS (Game)

- Division 1**
  - 7, Brookfield East vs. Badger (1993)
  - 7, Brookfield Central vs. Ashwaubenon (1988)
- Division 2**
  - 7, Whitefish Bay vs. Milton (2015)
  - 7, Oostburg vs. Northland Pines (1994)
- Division 3**
  - 7, McFarland vs. Rice Lake (2019)
  - 7, Pius XI Catholic vs. Baldwin-Woodville (2018)
  - 7, Shoreland Lutheran vs. Wrightstown (2007)
- Division 4**
  - 8, The Prairie School vs. Lake Mills (2019)

### GOALS (Tournament)

- Division 1**
  - 3 Games**
    - 15, Marquette University H.S. (2011)
  - 2 Games**
    - 8, Marquette University H.S. (2015)
- Division 2**
  - 8, Whitefish Bay (2015)
  - 8, Notre Dame de la Baie Academy (2007)
  - 8, Xavier (2003)
  - 8, Oostburg (1994)
- Division 3**
  - 11, The Prairie School (2011)
- Division 4**
  - 9, The Prairie School (2019)

### ASSISTS (Game)

- Division 1**
  - 5, Marquette University H.S. vs. Brookfield East (2010)
  - 5, Marquette University H.S. vs. Kenosha Bradford (2010)
  - 5, Marquette University H.S. vs. Muskego (2001)
- Division 2**
  - 5, Whitefish Bay vs. Milton (2015)
- Division 3**
  - 5, The Prairie School vs. Newman Catholic (2011)
- Division 4**
  - 5, The Prairie School vs. Lake Mills (2019)
  - 5, The Prairie School vs. McDonell Central Catholic (2017)

### ASSISTS (Tournament)

- Division 1**
  - 3 Games**
    - 13, Marquette University H.S. (2010)
  - 2 Games**
    - 6, Marquette University H.S. (2018)
- Division 2**
  - 6, Whitefish Bay (2016)
  - 6, Whitefish Bay (2015)
  - 6, Xavier (2012)
  - 6, Notre Dame de la Baie Academy (2001)
- Division 3**
  - 9, The Prairie School (2011)
- Division 4**
  - 6, The Prairie School (2019)
  - 6, The Prairie School (2017)

### POINTS (Game)

- Division 1**
  - 17, Marquette University H.S. vs. Brookfield East (2010)
  - 17, Marquette University H.S. vs. Muskego (2001)
- Division 2**
  - 19, Whitefish Bay vs. Milton (2015)
- Division 3**
  - 18, Shoreland Lutheran vs. Wrightstown (2007)
- Division 4**
  - 21, The Prairie School vs. Lake Mills (2019)

### POINTS (Tournament)

- Division 1**
  - 3 Games**
    - 38, Marquette University H.S. (2003), 14g/10a

- 2 Games**
  - 21, Marquette University H.S. (2015), 8g/5a
- Division 2**
  - 22, Whitefish Bay (2015), 8g/6a
- Division 3**
  - 31, The Prairie School (2011), 11g/9a
- Division 4**
  - 24, The Prairie School (2019), 9g/6a

### SAVES (Game)

- Division 1**
  - 21, Racine Horlick vs. Mukwonago (1994)
- Division 2**
  - 18, Oostburg vs. Delavan-Darien (1994)
- Division 3**
  - 14, Rice Lake vs. Delavan-Darien (2014)
- Division 4**
  - 11, Barron vs. St. Thomas More (2014)

### SAVES (Tournament)

- Division 1**
  - 3 Games**
    - 33, Whitefish Bay (1994)
  - 2 Games**
    - 18, Green Bay Preble (2013)
- Division 2**
  - 24, Oostburg (1994)
- Division 3**
  - 17, The Prairie School (2020)
- Division 4**
  - 14, Winnebago Lutheran Academy (2016)

### FEWEST GOALS ALLOWED (Tournament)

- Division 1**
  - 3 Games minimum**
    - 0, Marquette University H.S. (2018)
    - 0, Muskego (2009)
    - 0, Madison Memorial (2006)
    - 0, Wauwatosa East (1998)
    - 0, Cedarburg (1991)
  - 2 Games minimum**
    - 0, Marquette University H.S. (2020)
    - 0, Verona Area (2019)
    - 0, Marquette University H.S. (2016)
- Division 2 (2 Games minimum)**
  - 0, Whitefish Bay (2015)
  - 0, Brookfield East (2014)
  - 0, Mount Horeb (2011)
  - 0, Sauk Prairie (1996)
  - 0, Whitefish Bay (1995)
- Division 3 (2 games minimum)**
  - 0, The Prairie School (2020)
  - 0, Ashland (2013)
  - 0, The Prairie School (2010)
  - 0, Racine Saint Catherine's (2009)
  - 0, Sheboygan County Christian (2002)
  - 0, Sheboygan County Christian (2003)
  - 0, The Prairie School (2004)
- Division 4 (2 games minimum)**
  - 0, The Prairie School (2014)
  - 0, University School (2013)

**Note:** The State Tournament went from the three division format to the four division format with Division 1 teams playing only semifinals and final in 2013. Three divisions were played in 2020 during the COVID-19 pandemic.

## INDIVIDUAL

### GOALS (Game)

- Division 1**
  - 4, Brandon Dantone (Menomonee Falls) vs. Beloit Memorial (2014)
  - 4, Patrick Hodan (Marquette University H.S.) vs. Kenosha Bradford (2010)
  - 4, Scott Surprise (Neenah) vs. Kimberly (1983)

- Division 2**
  - 4, Austin Weigman (Xavier) vs. Notre Dame de la Baie Academy (2012)
  - 4, Brian Martin (Whitefish Bay) vs. Northland Pines (2003)
- Division 3**
  - 4, Jaden Neumann (Mount Horeb) vs. Amery (2017)
- Division 4**
  - 3, Max Yde (The Prairie School) vs. Lake Mills (2019)
  - 3, Andrew Villarreal (Racine Saint Catherine's) vs. Winnebago Lutehran Academy (2016)

### GOALS (Tournament)

- Division 1**
  - 3 Games** (thru 2012)
    - 7, Patrick Hodan (Marquette University H.S.), 2011 (3 games)
  - 2 Games**
    - 4, Brandon Dantone (Menomonee Falls) vs. Beloit Memorial (2014)
- Division 2**
  - 5, Brian Martin (Whitefish Bay), 2003
- Division 3**
  - 5, Jaden Neumann (Mount Horeb), 2017
- Division 4**
  - 5, Andrew Villarreal (Racine Saint Catherine's), 2016

### ASSISTS (Game)

- Division 1**
  - 3, Alec Philippe (Marquette University H.S.) vs. Arrowhead (2015)
  - 3, Tom Riley (Marquette University H.S.) vs. Brookfield East (2003)
  - 3, Brian Petersdorf (Brookfield East) vs. Marquette University H.S. (2000)
  - 3, Dennis Fadeski (Brookfield East) vs. Badger (1993)
- Division 2**
  - 3, Jacob Hernandez (Xavier) vs. Notre Dame de la Baie Academy (2012)
- Division 3**
  - 3, Tigrío Huerta (Delavan-Darien) vs. Rice Lake (2014)
  - 3, Robbie Laing (The Prairie School) vs. Newman Catholic (2011)
  - 3, Tyler Eickmeyer (Shoreland Lutheran) vs. Wrightstown (2007)
- Division 4**
  - 4, Luis Garduno (The Prairie School) vs. Lake Mills (2019)

### ASSISTS (Tournament)

- Division 1**
  - 3 Games**
    - 4, Tom Riley (Marquette University H.S.), 2003
    - 4, Sean Reti (Brookfield East), 1998
    - 4, Dennis Fedeski (Brookfield East), 1993
    - 4, Brian Dyke (Cedarburg), 1991
  - 2 Games**
    - 3, Miguel Herrera (Marquette University H.S.), 2018
    - 3, Alec Philippe (Marquette University H.S.), 2015
- Division 2**
  - 4, Jacob Hernandez (Xavier), 2012
- Division 3**
  - 4, Ivan Cuellar (Pius XI Catholic), 2018
  - 4, Robbie Laing (The Prairie School), 2011
- Division 4**
  - 4, Luis Garduno (The Prairie School), 2019

### POINTS (Game)

- Division 1**
  - 9, Patrick Hodan (Marquette University H.S.) vs. Kenosha Bradford (2010)-4g/1a
- Division 2**
  - 8, Austin Weigman (Xavier) vs. Notre Dame de la Baie Academy (2012)-4g/0a
  - 8, Brian Martin (Whitefish Bay) vs. Northland Pines (2003)-4g/0a
- Division 3**
  - 8, Ivan Cuellar (Pius XI Catholic) vs. Baldwin-Woodville (2018)-3g/2a
  - 8, Jaden Neumann (Mount Horeb) vs. Amery (2017)-4g/0a

(Continued on page 21)

# State Tournament Records (Continued from page 20)

## Division 4

- 6, Max Yde (The Prairie School) vs. Lake Mills (2019)-3g/0a
- 6, Andrew Villarreal (Racine Saint Catherine's) vs. Winnebago Lutheran Academy (2016)-3g/0a

### POINTS (Tournament)

## Division 1

### 3 Games

- 16, Patrick Hodan (Marquette University H.S.), 2011 - 7g/2a

### 2 Games

- 8, Brandon Datone (Menomonee Falls), 2014 - 4g/0a

## Division 2

- 11, Tony Starnes (Notre Dame de la Baie Academy), 2007 - 4g/3a

## Division 3

- 10, Jaden Neumann (Mount Horeb), 2017 - 5g/0a

## Division 4

- 11, Andrew Villarreal (Racine Saint Catherine's), 2016-5g/1a

### SAVES (Game)

## Division 1

- 21, Matt Schmidt (Racine Horlick) vs. Mukwonago (1994)

## Division 2

- 18, Bill DeKeyser (Oostburg) vs. Delavan-Darien (1994)

## Division 3

- 14, Joe Thurston (Rice Lake) vs. Delavan-Darien (2014)

## Division 4

- 11, Quinn Hargis (Barron) vs. Saint Thomas More (2014)

### SAVES (Tournament)

## Division 1

### 3 Games

- 33, Trevor Upton (Whitefish Bay), 1994

### 2 Games

- 18, Connor VanderLinden (Green Bay Preble), 2016
- 18, Jason Tauschek (Green Bay Preble), 2013

## Division 2

- 24, Bill DeKeyser (Oostburg), 1994

## Division 3

- 17, Devin Stoltenberg (The Prairie School), 2020

## Division 4

- 14, Nick Paul (Winnebago Lutheran Academy), 2016

### FEWEST GOALS ALLOWED (Tournament)

## Division 1 (3 complete games min.)

### 3 Games minimum

- 0, Jeff Worzella (Wauwatosa East), 1998
- 0, Kyle Markgraf (Cedarburg), 1991

## 2 Games minimum

- 0, Nate Hanson (Verona Area), 2019
- 0, Joe Jochem (Marquette University H.S.), 2016

## Division 2 (2 complete games min.)

- 0, John Sielaff (Mount Horeb), 2011
- 0, Sean Goodman (Sauk Prairie), 1996
- 0, Trevor Upton (Whitefish Bay), 1995

## Division 3 (2 complete games min.)

- 0, Devin Stoltenberg (The Prairie School), 2020
- 0, Thomas Whiting (Ashland), 2013
- 0, Logan Ketterer (The Prairie School), 2010
- 0, Nick Moes (Racine Saint Catherine's), 2009
- 0, Jaime Lieberman (The Prairie School), 2004
- 0, Steve Huenink (Sheboygan County Christian), 2003
- 0, Steve Huenink (Sheboygan County Christian), 2002

## Division 4 (2 complete games min.)

- 0, Trent Maas (Sturgeon Bay), 2015
- 0, Jack Wells (University School of Milwaukee), 2013

**Note:** The State Tournament went from the three division format to the four division format with Division 1 teams playing only semifinals and final in 2013. The Division 1 two games category only refers to the two-game tournaments. Three divisions were played in 2020 during the COVID-19 pandemic.



# 2020 State Tournament Results

November 7, 2020 – Div. 1 Mukwonago – Div. 2 Marshfield – Div. 3 Kewaskum

## DIVISION 1 CHAMPIONSHIP

**Marquette University H.S. 3,  
Arrowhead 0**

GOALS BY PERIOD	1	2	Tot
Arrowhead	0	0	0
Marquette University H.S.	1	2	3
	<b>AR</b>	<b>MU</b>	
Shots	5	18	
Corner Kicks	4	1	
Saves	5	2	

### INDIVIDUAL SHOTS/SHOTS ON GOAL

AR – Luke Behringer 2/1, Landgon Gryglas 1/1, Ethan Jochims 2/0.

MU – Miguel Gonzalez 3/1, Charlie Holton 4/2, Gabe Anguil 2/0, Alex Miranda 1/0, Nick Magner 2/2, Valentin Sandoval 4/2, Dean Dankert 2/1.

### SCORING SUMMARY

(27:01) MU Charlie Holton (Miguel Gonzalez); (79:52) MU Valentin Sandoval (unassisted); (81:40) MU Miguel Gonzalez (Gabe Anguil)

### GOALKEEPER

AR – Matthew Scherer (89:35) - Goals 3, Saves 0; Nathaniel Moore (0:25) - Goals 0, Saves 0

MU – CJ Deslongchamp (85:00) - Goals 0, Saves 2; Jackson Kloehn (5:00) - Goals 0, Saves 0

Officials: Referee - Dylan Seitz; Assistant Referee - Alex Hofstetter and Matt Matus

## DIVISION 1 SEMIFINAL

**Arrowhead 1,  
Elkhorn Area 0**

GOALS BY PERIOD	1	2	Tot
Arrowhead	1	0	0
Elkhorn Area	0	0	0

	AR	EA
Shots	8	7
Corner Kicks	3	1
Saves	1	3

### INDIVIDUAL SHOTS/SHOTS ON GOAL

AR – Aaron Bain 1/1, Luke Behringer 1/1, Owen Marshall 1/0, Landgon Gryglas 1/1, Enzo Bova 2/1, Ryan Guetzke 1/0, Sam Fenske 1/0.

EA – Marco Perez 3/0, Ian Hembree 1/0, Gavino Perez 2/1, Tony Vogt 1/0.

### SCORING SUMMARY

(13:29) AR Enzo Bova (unassisted)

### GOALKEEPER

AR – Matthew Scherer (90:00) - Goals 0, Saves 1

EA – Joe Griswold (90:00) - Goals 1, Saves 3

Officials: Referee - James Friel; Assistant Referee - Tom DeMers and Max Unger

## DIVISION 1 SEMIFINAL

**Marquette University H.S. 3,  
Hudson 0**

GOALS BY PERIOD	1	2	Tot
Hudson	0	0	0
Marquette University H.S.	1	2	3
	<b>HU</b>	<b>MU</b>	
Shots	13	15	
Corner Kicks	6	4	
Saves	6	4	

### INDIVIDUAL SHOTS/SHOTS ON GOAL

HU – Paul Phillipson 2/1, Sam Ross 2/0, Darren Chukel 5/1, Josh Davis 1/1, Harry Ross 1/0, Trevor Nava-Barber 1/0, Shawn Berger 1/1.

MU – Miguel Gonzalez 1/1, Marco Bruneau 1/1, Charlie Holton 2/1, Xavier Oliviero 2/2, Gabe Anguil 2/1, Nick Magner 1/0, Valentin Sandoval 4/1, Joe Anguil 1/1, Dean Dankert 1/1.

### SCORING SUMMARY

(27:15) MU Charlie Holton (penalty kick); (84:20) MU Valentin Sandoval (unassisted); (86:06) MU Miguel Gonzalez (unassisted)

### GOALKEEPER

HU – Lucas Biederman (87:45) - Goals 3, Saves 3; Toby Schneider (2:15) - Goals 0, Saves 1; TEAM (0:00) - Goals 0, Saves 2

MU – CJ Deslongchamp (90:00) - Goals 0, Saves 4

Officials: Referee - Barrett Britt; Assistant Referee - Jim McNamara and Eric Kim

## DIVISION 2 CHAMPIONSHIP

**Roncalli/Two Rivers 2,  
Sauk Prairie 0**

GOALS BY PERIOD	1	2	Tot
Sauk Prairie	0	0	0
Roncalli/Two Rivers	0	2	2
	<b>SP</b>	<b>R/TR</b>	
Shots	11	14	
Corner Kicks	0	5	
Saves	6	7	

### INDIVIDUAL SHOTS/SHOTS ON GOAL

SP – Joseph Baumgardt 1/1, Quinn Baier 4/3, Samuel Drescher 2/1, Eliot Carlson 1/0, James Fishnick 2/1, Philip Emerson 1/1.

(Continued on page 22)

# 2020 State Tournament Results (Continued from page 21)

R/TR – Brett Simmer 3/0, James Oberbroeckling 1/1, Tyler Bonin 9/6, Benjamin Chewning 1/1.

### SCORING SUMMARY

(70:10) R/TR Tyler Bonin (James Oberbroeckling); (86:17) R/TR Tyler Bonin (unassisted)

### GOALKEEPER

SP – Luke Baumgardt (88:38) - Goals 2, Saves 5; Ellis Kirner (1:22) - Goals 0, Saves 1

R/TR – Greg Oberbroeckling (90:00) - Goals 0, Saves 7

Officials: Referee - Steve VanDeurzen; Assistant Referee - Dave Grable and Thomas Gritton

## DIVISION 2 SEMIFINAL

### Roncalli/Two Rivers 3, Medford 2

GOALS BY PERIOD	1	2	Tot
Medford.....	1	1	2
Roncalli/Two Rivers.....	3	0	3
	<b>ME R/TR</b>		
Shots.....	5	19	
Corner Kicks.....	4	4	
Saves.....	8	2	

### INDIVIDUAL SHOTS/SHOTS ON GOAL

ME – Zach Rudolph 1/1, Owen Wipf 2/2, Kale Klussendorf 1/0, Gabe Felix 1/1.

RTR – John Oberbroeckling 1/1, Andrew Novy 4/3, Elliot Huske 1/0, Brett Simmer 4/3, James Oberbroeckling 1/0, Tyler Bonin 6/4, Benjamin Chewning 2/0.

### SCORING SUMMARY

(15:46) R/TR Andrew Novy (Tyler Bonin); (28:06) R/TR Brett Simmer (unassisted); (29:35) R/TR Andrew Novy (unassisted); (37:27) ME Owen Wipf (unassisted); (55:34) ME Owen Wipf (penalty kick)

### GOALKEEPER

ME – Brady Hupf (90:00) - Goals 3, Saves 8

R/TR – Greg Oberbroeckling (90:00) - Goals 2, Saves 2

Officials: Referee - Jon Payne; Assistant Referee - Toully Moua and True Lor

## DIVISION 2 SEMIFINAL

### Sauk Prairie 2, Delavan-Darien 1

GOALS BY PERIOD	1	2	Tot
Sauk Prairie.....	1	1	2
Delavan-Darien.....	1	0	1
	<b>SP DD</b>		
Shots.....	3	26	
Corner Kicks.....	2	9	
Saves.....	8	0	

### INDIVIDUAL SHOTS/SHOTS ON GOAL

SP – Quinn Baier 3/2.

DD – Geovanni Prado 5/1, Mauricio Duran 1/0, Estevan Colin 5/1, Jonathan Diaz 9/3, Yuniel Rodriguez 2/0, Adrian Fonseca 1/1, Enrique Rizo 1/1, Octavio Valadez 2/2.

### SCORING SUMMARY

(27:48) SP Quinn Baier (Samuel Drescher); (42:13) DD Octavio Valadez (Estevan Colin); (50:30) SP Quinn Baier (Samuel Drescher)

### GOALKEEPER

SP – Luke Baumgardt (90:00) - Goals 1, Saves 8

DD – Hector Flores (90:00) - Goals 2, Saves 0

Officials: Referee - Parker LeMire; Assistant Referee - Dean Gumz and Tom Rosenow

## DIVISION 3 CHAMPIONSHIP

### The Prairie School 4, Saint Lawrence Seminary 0

GOALS BY PERIOD	1	2	Tot
Saint Lawrence Seminary.....	0	0	0
The Prairie School.....	3	1	4
	<b>SLS TPS</b>		
Shots.....	18	16	
Corner Kicks.....	6	3	
Saves.....	4	10	

### INDIVIDUAL SHOTS/SHOTS ON GOAL

SLS – Emiliano Ochoa 2/1, Benisio Gamino 4/3, Isidro Vargas 1/0, Grant Bargender 2/2, Noah Britto 2/0, Grek Guzman 2/0, Yair Rivera 2/2, Anh Ngo 1/1, Christian Vargas 2/1.

TPS – Henry Schumacher 1/1, Daniel Dreifuerst 3/2, Daniel Bravo 1/1, Cameron McPhee 6/1, Charlie Shaw 1/0, Kyle Kane 1/0, Owen Oakland 1/1, Finian Peterson 1/0, Alexander Raskin 1/1, TEAM 0/1.

### SCORING SUMMARY

(2:20) TPS Own Goal (unassisted); (14:09) TPS Cameron McPhee (Daniel Dreifuerst); (20:05) TPS Daniel Dreifuerst (Cameron McPhee); (52:17) TPS Daniel Dreifuerst (Daniel Bravo)

### GOALKEEPER

SLS – Max Gamino (90:00) - Goals 4, Saves 4

TPS – Devin Stoltenberg (90:00) - Goals 0, Saves 10

Officials: Referee - Peter Bernardy; Assistant Referee - Rod Ottens and Brian Kriese

## DIVISION 3 SEMIFINAL

### Saint Lawrence Seminary 4, University School of Milwaukee 2

GOALS BY PERIOD	1	2	Tot
Saint Lawrence Seminary.....	1	3	4
University School of Milwaukee.....	1	2	2
	<b>SLS USM</b>		
Shots.....	13	26	
Corner Kicks.....	5	9	
Saves.....	11	0	

### INDIVIDUAL SHOTS/SHOTS ON GOAL

SLS – Benisio Gamino 5/1, Isidro Vargas 2/1, David Meza 2/0, Grant Bargender 3/2, Noah Britto 1/0.

USM – Noah Eghbali 6/2, Donovan Jones 6/4, Cody Adams 4/3, Loic Marolda 2/2, Ben Lenikman 2/1, Bradshaw Morel 1/1, Henry Stone 2/0, Darius Wright 2/0, Nathan Miller 1/0

### SCORING SUMMARY

(23:32) USM Donovan Jones (Cody Adams); (38:51) SLS Benisio Gamino (unassisted); (47:35) SLS Grant Bargender (David Meza/Benisio Gamino); (49:35) USM Ben Lenikman (Bradshaw Morel); (77:30) SLS Grant Bargender (Isidro Vargas); (89:34) SLS Isidro Vargas (Noah Britto)

### GOALKEEPER

SLS – Max Gamino (90:00) - Goals 2, Saves 11

USM – Ali Mortada (90:00) - Goals 4, Saves 0

Officials: Referee - Jon Schrantz; Assistant Referee - Eric Orłowski and Ted Tyma

## DIVISION 3 SEMIFINAL

### The Prairie School 1, Arcadia 0

GOALS BY PERIOD	1	2	Tot
Arcadia.....	0	0	0
The Prairie School.....	0	1	1
	<b>AR TPS</b>		
Shots.....	11	19	
Corner Kicks.....	2	8	
Saves.....	10	7	

### INDIVIDUAL SHOTS/SHOTS ON GOAL

AR – Cesar Uriel Ortiz 2/2, Lizandro Aguilar Vasquez 1/0, Hugo Hernandez Sandoval 3/2, Jose Landeros 1/0, Bill Breska 3/2, Andree Gonzalez-Lawrence 1/1.

TPS – Eric Morocco 1/1, Daniel Dreifuerst 7/5, Daniel Bravo 1/0, Cameron McPhee 8/4, Charlie Shaw 1/0, Calvin Sharpe 1/1.

### SCORING SUMMARY

(86:14) TPS Daniel Dreifuerst (Cameron McPhee)

### GOALKEEPER

AR – Marcos Lorenze (90:00) - Goals 1, Saves 9; TEAM (0:00) - Goals 0, Saves 1

TPS – Devin Stoltenberg (90:00) - Goals 0, Saves 7

Officials: Referee - Eric Bayer; Assistant Referee - Mark Herdemann and Lionel Kimmel





## State Champions (Continued from page 18)

Year	Schools	Champion (Coach)	Runner-up (Coach)	Score	Site	
2012	263	1 – Marquette University H.S. (Steve Lawrence)	Kettle Moraine (Greg Prospero)	2-1	Milwaukee - Uihlein Soccer Park	
		2 – Xavier (Kasey Smith)	Mount Horeb (Mark Newman)	3-0		
		3 – Saint Anthony (Jeff Serak)	Winnebago Lutheran Academy (David Haag)	4-1		
2013	262	1 – Muskego (Eric Hess)	Green Bay Preble (Christopher Becker)	2-2 (4-2 SO)	Milwaukee - Uihlein Soccer Park	
		2 – Oregon (Kevin May)	Cedarburg (Patrick Sorensen)	0-0 (4-3 SO)		
		3 – Ashland (Anne Whiting)	Notre Dame de la Baie Academy (Bob Rickards)	1-0		
		4 – University School of Milwaukee (Jock Mutschler)	The Prairie School (Corey Oakland)	1-0		
2014	262	1 – Marquette University H.S. (Steve Lawrence)	Menomonee Falls (Scott Stein)	4-1	Milwaukee - Uihlein Soccer Park	
		2 – Brookfield East (Herbie Dundun)	Cedarburg (Patrick Sorensen)	2-0		
		3 – Delavan-Darien (Mike Marse)	Mount Horeb (Mark Newman)	3-1		
		4 – The Prairie School (Corey Oakland)	Saint Thomas More (Kevin Dineen)	2-0		
2015	263	1 – Marquette University H.S. (Steve Lawrence)	Arrowhead (Jeff Staus)	5-2	Milwaukee - Uihlein Soccer Park	
		2 – Whitefish Bay (Jeff Worzella)	Cedarburg (Patrick Sorensen)	1-0		
		3 – Mount Horeb (Mark Newman)	Rice Lake (Shawn Gilbert)	1-0		
		4 – Sturgeon Bay (Todd Maas)	University School of Milwaukee (Jock Mutschler)	2-0		
2016	272	1 – Marquette University H.S. (Steve Lawrence)	Green Bay Preble (Christopher Becker)	1-0	Milwaukee - Uihlein Soccer Park	
		2 – Whitefish Bay (Rob Dubinski)	Elkhorn Area (BZ Kayser)	4-0		
		3 – Delavan-Darien (Mike Marse)	Mount Horeb (Mark Newman)	2-1		
		4 – Racine Saint Catherine's (Ben Lake)	Winnebago Lutheran Academy (David Haag)	4-2		
2017	273	1 – Marquette University H.S. (Steve Lawrence)	Arrowhead (Jeff Staus)	2-1	Milwaukee - Uihlein Soccer Park	
		2 – Whitefish Bay (Rob Dubinski)	Oregon (Kevin May)	6-1		
		3 – Mount Horeb (Mark Newman)	Delavan-Darien (Mike Marse)	2-1		
		4 – The Prairie School (Corey Oakland)	Sturgeon Bay (Todd Maas)	1-0		
2018	273	1 – Marquette University H.S. (Steve Lawrence)	Hamilton (Steve Provan)	3-0	Milwaukee - Uihlein Soccer Park	
		2 – Oregon (Chris Mitchell)	New Berlin Eisenhower (Neil Dombrowski)	3-1		
		3 – Pius XI Catholic (Hansi Herzog)	McFarland (Brett Ogorzalek)	3-1		
		4 – University School of Milwaukee (Jock Mutschler)	Amery (Flint Karis)	2-1		
2019	274	1 – Verona Area (Chris Handrick)	Neenah (Brian Ross)	2-0	Milwaukee - Uihlein Soccer Park	
		2 – Brookfield Central (Daniel Makal)	Brookfield East (Eric Hess)	1-1 (8-7 SO)		
		3 – Shorewood (Kyle Konkol)	McFarland (Brett Ogorzalek)	2-1		
		4 – Sturgeon Bay (Todd Maas)	The Prairie School (Corey Oakland)	2-1 (OT)		
2020	173	1 – Marquette University H.S. (Steve Lawrence)	Arrowhead (Jeff Staus)	3-0	Mukwonago H.S.	
		2 – Roncalli/Two Rivers (Chris Corrao)	Sauk Prairie (Drew Kornish)	2-0		Marshfield H.S.
		3 – The Prairie School (Corey Oakland)	Saint Lawrence Seminary (David Bartel)	4-0		Kewaskum H.S.



# 2020 WIAA Scholar Athlete Award Testimonials

### Alec Martzani, Kimberly H.S. – 3.88 GPA

*One lesson high school athletics has taught me is persistence. I believe it's one of the keys to being a successful adult. Don't give up on yourself. Work hard for what you want no matter what life throws at you...None of my success would have been possible if I wasn't persistent. I could have quit or given up because of a few hardships, but I didn't. Life is 10 percent what happens to you and 90 percent how you react to it. I believe that if you respond well to situations you have no control over, you can persevere and be successful in life.*

### Alex Vance, Oconomowoc H.S. – 4.0 GPA

*One of the greatest lessons I have learned throughout my academic and athletic experiences in high school has been the idea of getting out exactly what is put in. Spending extra time studying yielded higher scores and better engagement. Any degree of success is possible when enough work is put in to get there. It is a simple idea, but undoubtedly one of the most valuable lessons I've learned, and certainly one that will stay with me as I move on from high school.*

### Charlie Stuhl, Ellsworth H.S. – 3.64 GPA

*Throughout my high school career I have learned many lessons from both athletics and from school. One of the most important lessons I've learned is being accountable. It is one of the most important to me because it is a life-long lesson that will benefit me in all areas of my life. Being accountable is important in so many ways, but most importantly it shows your peers that you are reliable and you can live up to commitments. One lesson that I'm very thankful I learned is...to take the advice you are given because you're never "too good" or "too smart" to stop improving yourself. Lessons become important when we incorporate them into our lives and we become better people because of what we learned from those that inspire us.*

### Skylar White, River Ridge H.S. – 4.0 GPA

*I've learned through my athletic and academic experiences that communication and balancing time play very important roles in life. Being able to communicate and work together as a team to achieve a common goal is what can make you stand apart from the rest. Communication is a key to being a good leader. Sports have shown me how to stay focused on the court and in the classroom. As much as I do between school and sports, I also have kept time for some fun with family and friends. I believe my busy schedule will prepare me for life after college.*

### Lizny Sendelbach, Arcadia H.S. – 4.0 GPA

*One of my favorite lessons learned through sports and academics is being able to work with many different types of people. With team sports and group projects, I had to adapt to the different personalities and find the best way for us to work together. As years went by, it got a lot easier. Another great lesson I learned was leadership. I have grown more confident in stepping up into a leadership role whether it's in the classroom or on the court/field. I've learned how to connect with my teammates or group mates. Everyone interacts different, and through sports specifically, I have picked up on the different ways to connect with people.*

### Anne Dotzler, Waunakee H.S. – 4.0 GPA

*The greatest lesson I have learned in my high school career is that it is so important to have a positive mindset, no matter the circumstances. On the court and field, I found success in focusing on my effort and energy at every practice, as these were the only things I could control. My greatest take away from high school sports is to make the choice to put my team before myself by giving off energy to others. I will be able to apply this mindset to every situation that I encounter in my future. I am so grateful to have had the opportunity to learn these lessons throughout high school.*



# 2020 WIAA Scholar Athlete Award Recipients

The WIAA salutes the 32 winners of the 2020 Scholar Athlete Award. These young men and women are chosen for this prestigious honor on the basis of academic excellence, athletic participation, co-curricular activities, essay responses, civic and community involvement.



**Zachary DeGroot**  
Aquinas



**Kayla Bahr**  
Aquinas



**Linzy Sendelbach**  
Arcadia



**Matthew Marcinske**  
Birchwood



**Lauren Steien**  
Blair-Taylor



**Luke Fox**  
Catholic Memorial



**Maya Novack**  
Cedarburg




**Kameri Meredith**  
Colfax



**Jadin O'Brien**  
Divine Savior Holy Angels



**Tommy Larson**  
East Troy



**Marissa Ellenbecker**  
Edgar



**Devon Jay Davey**  
Elkhorn Area



**Charlie Stuhl**  
Ellsworth



**Logan Lillehaug**  
Frederic



**Alec Martzahl**  
Kimberly



**Zach Slevin**  
La Crosse Logan



**Caden Chier**  
Lourdes Academy



**Katelyn Kitzinger**  
Marinette



**Aubrey Schoeneman**  
Mercer



**Isaac Lindsey**  
Mineral Point



**Brittany Helm**  
Muskego



**Lauren Shields**  
Newman Catholic




**Alex Vance**  
Oconomowoc



**Izzy Carroll**  
Platteville




**Skylar White**  
River Ridge



**Max Schwabe**  
Stratford



**Kortnie Volk**  
Three Lakes



**Charles Motiff**  
Washburn




**Anne Dotzler**  
Waunakee



**Marc Sippel**  
Wausau West

*The WIAA Scholar/Athlete Award program is made possible by a grant from the Marshfield Clinic.*



**Jacob Reichmann**  
Wauzeka-Steuben



**Laura Beghin**  
Wisconsin Dells



# Get Back in the Game!

Earn part-time income.  
Your local high schools need  
umpires and referees.



**Become An Official. Start Today.**

For more information contact:  
Wisconsin Interscholastic Athletic Association  
715-344-8580  
[www.wiaawi.org](http://www.wiaawi.org)

# Kids belong out here.



## We help keep them here.

At Marshfield Children's, we believe kids belong playing sports, cheering on their favorite teams and having fun with other children. Our network of primary and specialty care helps keep them there.

In communities across Wisconsin, our pediatricians are supported by more than 40 children's specialties – like pediatric orthopedics, behavioral health and dermatology – all working together to keep your child in the game.

## For the love of kids.

[marshfieldchildrens.org](http://marshfieldchildrens.org)



marshfield  
children's