



NOVEMBER 7, 2020

- Division 1 » Mukwonago High School
- Division 2 » Marshfield High School
- Division 3 » Kewaskum High School

BUILT WITH
CHOCOLATE MILK

RECOVER

LIKE A CHAMPION

**NUTRIENTS TO REFUEL.
NATURAL PROTEIN TO REBUILD.
BACKED BY SCIENCE.**



GET THE PROOF >
BuiltWithChocolateMilk.com



official beverage of the WAA

**DAIRY FARMERS
—OF—
WISCONSIN**

© 2019 Dairy Farmers of Wisconsin



The WIAA Welcomes You To The 39th Annual

2020 State Boys Soccer Tournament

Saturday, November 7

Results available on WIAA website
www.wiaawi.org



Kate Peterson Abiad
Assistant Director
**Tournament
Manager**

DIVISION 1 – Mukwonago

#2 Arrowhead (10-2-1)

11 a.m.

#3 Elkhorn Area (13-0)


7 p.m.

#1 Marquette University H.S. (11-0-2)

2020 STATE CHAMPION

2 p.m.

#4 Hudson (11-0-1)



DIVISION 2 – Marshfield

#2 Roncalli/Two Rivers (12-1-1)

11 a.m.

#3 Medford (9-3-1)

7 p.m.

#1 Delavan-Darien (11-2)

2020 STATE CHAMPION

2 p.m.

#4 Sauk Prairie (10-2-3)



DIVISION 3 – Kewaskum

#2 University School of Milwaukee (11-0)

11 a.m.

#3 Saint Lawrence Seminary (10-1-2)

7 p.m.

#1 The Prairie School (14-2-1)

2020 STATE CHAMPION

2 p.m.

#4 Arcadia (8-2)

Division 1 – Mukwonago

Superintendent – Shawn McNulty
Principal – Jim Darin
Athletic Director – Andy Trudell

Division 2 – Marshfield

Superintendent – Ryan Christianson
Principal – Michael Nicksic
Athletic Director – Nathan DeLany

Division 3 – Kewaskum

Superintendent – Jim Smasal
Principal – Scott Stier
Athletic Director – Jason Pittmann

Welcome to the 2020 Boys Soccer Culminating Event



Friends,

2020 has been a challenging year for all of us. It has been particularly challenging to our member schools and the students they serve. The fact that we are enjoying this culminating event in the 2020 boys soccer sport season is a tribute to the school leaders, athletic directors and coaches who have "willed" this to happen.

This event also serves as a tribute to the dedication, determination and resolve of the young people competing here today; as well as to all the high school athletes who have confronted the disappointments and frustrations of all that has engulfed them in recent months and have risen above every obstacle and adversity.

Lastly, we must recognize and thank all the parents and fans who have "masked-up", observed distancing and mitigating protocols in order to give kids, schools and coaches this chance to get back together, to compete in the sports and activities they love and have missed.

Thank you to all who have contributed in both great and small ways, because it has taken all of us to bounce back this far.

We have a way to go yet. But with your help and all of us continuing to work together, there can be hope!

Sincerely,

David J. Anderson
Executive Director



WIAA Provides Opportunities; Structure . . .

The Wisconsin Interscholastic Athletic Association (WIAA) is a voluntary, unincorporated, and nonprofit organization. The Association membership has a diversified membership of public high schools, nonpublic high schools, public middle schools, and nonpublic middle schools. Its purpose is to organize, develop, direct and provide interscholastic athletics for member schools.

There are 514 senior high schools affiliated with the WIAA. The estimated number of student-athletes in athletics is 80,000-85,000 annually.

Governance of the WIAA is performed by the member schools. Rules and policies of the Association are developed, promulgated and implemented by the membership either through membership vote for constitutional issues or through a membership-elected committee structure for sport seasons regulations. Therefore, ownership of the membership's rules and regulations, as well as the responsibility of compliance with them, lies with each member school.

The Development of Rules . . .

As fans watch the games during the tournament, some wonder how the rules of the game and of the WIAA were created.

- ◆ The National Federation of State High School Associations is the authority of the competition rules for sport contests (i.e. uniforms, length of contest, game rules). As a member of the NFHS, the WIAA adheres to those rules as a member in good standing. The WIAA, as well as all state associations in the NFHS, has input with an advisory role in the review and promulgation of the playing rules. The NFHS office is located in Indianapolis, Indiana.
- ◆ For changes to the membership's Constitution, Bylaws and Rules of Eligibility, a vote of the entire membership is required at the Annual Meeting each spring. The Constitution contains information relating to the Association as an organization. The Bylaws encompass information relating to member high schools' responsibility concerning WIAA rules and regulations. The Rules of Eligibility embody information relating to the relationship of the student-athlete to the high school and the WIAA.
- ◆ The Board of Control has the ultimate authority in determining the outcome of sport seasons rule recommendations and regulations. Changes to the sport seasons regulations are advanced through the democratic committee structure. Among the advisory groups that provide input to the Board are the coaches advisory committees for each sport; the sports advisory committee, comprised of school athletic directors from each of the seven districts; the Advisory Council, consisting of school administrators from each elector district; and the executive staff. Other groups with advisory responsibilities include the Medical Advisory Committee, Sportsmanship Committee and the Officials Advisory Committee. The Season Regulations address, among other topics, definition of the sports seasons, participation, contest control and tournament procedures.

Currently, the Association sponsors 24 sports including baseball, basketball, cross country, 8-player, 11-player football, golf, hockey, soccer, swimming & diving, tennis, track & field, volleyball and wrestling for boys; and basketball, cross country, golf, gymnastics, hockey, soccer, softball, swimming & diving, tennis, track & field and volleyball for girls.



Board of Control



Eric Russell
Baldwin-Woodville
President



Mike Beighley
Whitehall



Willy Chambers
Black Hawk



Phil Ertl
Wauwatosa



Mike Humke
Dodgeville



Karl Morrin
Menominee Indian



Bernie Nikolay
Cambridge



Paul Pedersen
Regis



Dave Steavpack
Manitowoc Lincoln



Jennifer Vogler
Sturgeon Bay



Scott Winch
Stratford

Executive Office



Dave Anderson
Executive Director



Wade Labecki
Deputy Director



Tom Shafrenski
Assistant Director



Stephanie Hauser
Assistant Director



Kate Peterson Abiad
Assistant Director



Todd Clark
Communications Director

Advisory Council



Jim Brewer
Clinton



Eric Coleman
Milwaukee Public Schools



Greg Doverspike
Durand-Arkansaw



Michael Endreas
Spencer



Scott Fritz
Howards Grove



Cari Guden
Edgar



Matt Hendrickson
Madison Memorial



Cory Hinkel
Luck



Ted Knutson
Aquinas



Cory Kulig
Eleva-Strum



Kyle Luedtke
Sevastopol



Chris Nelson
Iola-Scandinavia



Craig Olson
Hayward



Dan Retzki
Green Bay Preble



Roger Rindo
Oconomowoc



Brian Schlei
Waukesha North



Terrance Slack
Wisconsin Dells



Chris VanderHeyden
Menasha



Official Match Ball of WIAA Soccer
Royale – NFHS/IMS

WISCONSIN'S CHOICE

select-sport.com/us



Tournament Personnel

REFEREES



Eric Bayer
Campbellsport



Peter Bernardy
De Pere



Barrett Britt
Delavan



James Friel
Waukesha



Parker LeMire
Eau Claire



Jon Payne
Wausau



Jon Schrantz
Waukesha



Dylan Seitz
Elkhorn



Steve VanDeurzen
Kaukauna

ASSISTANT REFEREES

Tom DeMers, Hartford
Dave Grable, Oshkosh
Thomas Gritton, Neenah
Dean Gumz, Eau Claire
Mark Herdeman, West Bend
Alex Hofstetter, Verona
Eric Kim, Edgerton
Lionel Kimmel, Menomonee Falls
Brian Kriese, Green Bay

True Lor, Wausau
Matt Matus, Brookfield
Jim McNamara, Waterford
Touly Moua, Weston
Eric Orlowski, Waukesha
Rod Ottens, Green Bay
Tom Rosenow, Bloomer
Ted Tyma, Waterford
Max Unger, Sussex

The WIAA requires good sportsmanship at education-based sporting events.

Attendance at interscholastic activities is a privilege with the expectation to exhibit positive and respectful behavior.

For the enjoyment and respect of all in attendance, your cooperation in demonstrating the high ideals of sportsmanship expected and greatly appreciated.

2021 WIAA State Boys Soccer Tournament – Nov. 4-6, 2021

WIAA Coaches Advisory Committee

Nic Douglas, Omro
Tyler Ludeking, Onalaska
Ben Lake, Racine St. Catherine's
Bill Roll, Somerset

Tok Kim, Sun Prairie
Lukas Kollross, Catholic Memorial
(Coaches Association
Representative)



MARINES

THE FEW. THE PROUD.

DO YOU WANT TO BE A PART OF AN
ELITE TEAM?

DO YOU WANT TO CONTINUE YOUR
EDUCATION?

DO YOU HAVE THE DRIVE TO
OVERCOME CHALLENGES?

DO YOU WANT TO BE A PART OF THE FEW AND THE PROUD?

IF SO, THE MARINES ARE LOOKING FOR THE NEXT GENERATION.

FOR MORE INFORMATION ABOUT BECOMING A UNITED STATES MARINE
CONTACT 1-800-MARINES OR GO TO MARINES.COM





2020 State Preview

THE DIVISION 1 FIELD: **Marquette** is the top seed. The Hilltoppers advance to the State Tournament in pursuit of their 15th State championship. They have now qualified for State in six of the past seven seasons and for a membership-leading 19 times. Their championship total of 14 is also a membership record for championships won. The Hilltoppers won five consecutive titles from 2014-18 and a string of four crowns from 2000-03. They also won three straight titles from 2010-12 to go with championships in 2005 and 2008. In addition, they finished runner-up in 2004 and 2007. Prior to joining the WIAA, the Hilltoppers won 14 titles as a former member of WISAA. Those came in 1974, 1979, 1981, 1982, 1984-86, 1989-90, 1992, 1994-97. They qualify this year by edging Whitefish Bay 4-3 in overtime in the Whitefish Bay Sectional final. The Hilltoppers are the champions of the Greater Metro Conference this season. Second-seeded Arrowhead qualifies for State for the seventh time and for the first time since 2017 when the Warhawks finished runners-up. They also advanced to the championship game and finished runners-up in 2015 and 1985. **Arrowhead** is the representative from the Muskego Sectional following its 1-0 shutout victory over Hortonville in the final. The Warhawks finished runner-up in the Classic Eight Conference behind Oconomowoc this season. The third seed, **Elkhorn**, moves up a division after qualifying in Division 2 last season. The Elks are making their fourth overall appearance at State. Their most notable experience was a runner-up finish in 2016. The Elks first tournament appearance in 2011 came in Division 1, which resulted in a loss in the quarterfinals. This season, they cruised to a 6-0 win over Muskego to advance from the sectional final hosted by the Warriors. They are the champions of the Southern Lakes Conference this year. Fourth-seeded **Hudson** qualifies for the State Tournament for the 10th time and for the first time since 2007. The Raiders furthest advancement at State was to the semifinals in 1993. They blanked Wausau West 1-0 in the Wausau West Sectional final to earn their return to State.

DIVISION 2 FIELD: Top-seeded **Delavan-Darien** qualifies for first time since 2017. The Comets are shooting for their fourth

State title. They won Division 3 championships in 2014 and 2016, and they captured a Division 2 crown in 2000. In addition to the their four titles, they have five runner-up finishes on their ledger, including four in Division 2 in 1994, 1996, 1998 and 2005, and one in Division 3 in 2017. This past weekend, they shutout Grafton 1-0 to advance from the Kewaskum Sectional. The Comets are the runners-up in the Southern Lakes Conference this season behind Division 1 qualifier **Elkhorn**. **Roncalli/Two Rivers** is the #2 seed in the bracket. They are making the co-op program's first-ever State appearance. The Jets downed Seymour in the sectional final played at Seymour to advance to the State semifinals. They are the champions of the East Central Conference this fall. Third-seeded **Medford** will be embarking on the program's first ever State Tournament appearance. The Raiders earned their way into the qualifying field by advancing via a 6-5 shootout after tying Rice Lake 0-0 in the sectional final held at Medford. The Raiders finished runners-up in the Great Northern Conference this fall behind Rhinelander. Fourth-seeded **Sauk Prairie** returns to the State Tournament for the first time since 1996 and for the fourth time overall. The Eagles captured the Division 2 that season after their previous two experiences, which came in 1992 and 1995, resulted in losses in semifinals. They defeated Seymour 3-0 in the final of the Seymour Sectional to return to the semifinals.

THE DIVISION 3 FIELD: Last year's Division 4 runner-up **The Prairie School** was issued the top seed in the bracket. The Hawks return to the tournament field for the 10th time overall and for the third time in the last four seasons. They have advanced to the championship game in each of their previous nine experiences at State, including six championships. The Hawks won back-to-back titles on two different occasions. They captured Division 3 titles in 2004-05 and then duplicated the feat in 2010-11. They also won Division 4 crowns in 2014 and 2017. Their other two experiences in the final resulted in runner-up finishes in Division 3 in 2003 and in Division 4 in 2014 and 2019. Prior to joining the WIAA as a former member of WISAA, the Hawks finished runner-up four times—in 1985, 1993, 1995 and 1996. Last weekend, they defeated Lake Mills

4-0 in the sectional final hosted by the Hawks to continue their pursuit of a seventh title. They finished first in the Metro Classic Conference this season. **University School of Milwaukee** was issued the #2 seed in the bracket. The Wildcats are making their fifth State Tournament appearance overall and the second in the past three seasons. They have won two Division 4 State titles. Their first came in 2013 followed by their most recent in 2018. They also have a runner-up finish in 2015 on their resume. The Wildcats advance to the State semifinals this year with a 2-0 shutout over Oostburg in the Kohler Sectional final. They captured the Midwest Classic Conference crown this fall. Third-seeded **St. Lawrence Seminary** is a first-time qualifier to the State Tournament. The Hilltoppers earned the berth following a 5-1 victory over St. Mary Catholic in the Kiel Sectional final. They finished atop the standings of the Wisconsin Flyway Conference this year. **Arcadia** will also be experiencing its inaugural appearance in the State Tournament following the Raiders' 4-1 triumph over Columbus Catholic in the sectional final played in Marshfield. They are the fourth seed in the bracket after playing an independent schedule this fall.





Award of Excellence

RECIPIENTS

2019-20



<p>Appleton North Baldwin-Woodville Baraboo Brookwood Clintonville Crivitz Divine Savior Holy Angels Fort Atkinson Franklin Hilbert Hortonville Johnson Creek Kenosha Christian Life Kenosha St. Joseph Catholic Kenosha Tremper Kimberly Lake Mills</p>	<p>Luther Marshfield Mayville Merrill Monroe New Berlin Eisenhower New Berlin West Northland Pines Oak Creek Onalaska Oregon Pewaukee</p>	<p>Pius XI Catholic Racine Horlick Racine Lutheran Racine St. Catherine's Saint Croix Central Sauk Prairie Sheboygan Falls Stoughton The Prairie School University School of Milwaukee Watertown Waukesha West Wausau West West Bend East Winter Wisconsin Dells Wisconsin Lutheran</p>
---	---	--

• *Leadership* • *Sportsmanship* • *Ethics* • *Integrity* •



Past, Present & Future

The WIAA began sponsoring a tournament program in boys soccer in 1982. Whitefish Bay won the first team championship by blanking Brookfield East 2-0 in the title game.

The first State Tournament was held at Menomonee Falls. It moved to Neenah in 1983 and was held in Madison from 1988-2002. In 2003, the State Tournament was moved to Uihlein Soccer Park in Milwaukee.

In 2020, the State Tournament was conducted at three different locations because of COVID-19 mitigation guidelines. The tournament sites are high schools in Kewaskum, Marshfield and Mukwonago.

In 1992, a two-division format was instituted for the first time, with eight schools in the Division 1 State tournament and four schools in Division 2. The three-division format was introduced in 2002. Eight schools qualified in Division 1 and four qualified in Divisions 2 and 3. In 2013, the four-division format was introduced with four teams qualifying in each of the divisions. In 2020, because of the reduction of teams sponsoring the sport in the fall, four teams qualified in three divisions.

Marquette has won 14 championships to lead all schools. Whitefish Bay is next on the list with seven titles, and The Prairie School has won six. Xavier has won four titles with

Brookfield Central, Brookfield East, Cedarburg, Delavan-Darien, Madison West, Mount Horeb, Neenah, Notre Dame and Oregon all having won three. Homestead, Muskego, Racine St. Catherine's, Sheboygan Christian, Shorewood, Sturgeon Bay, University School of Milwaukee and Wauwatosa East have each won two.

Marquette has appeared in the most State Tournaments with 19. Brookfield East is next on the list of appearances with 18. Neenah has 17, and Madison West has qualified for State 15 times, and then Whitefish Bay with 14. Middleton has appeared in 13 State Tournaments, Racine Horlick 12, Cedarburg and Eau Claire Memorial 11. Delavan-Darien, Green Bay Preble, Hudson and The Prairie School have 10.

Marquette is the only school to win five consecutive titles (2014-18), and the Hilltoppers are also the only program to win four straight titles (2000-03) in addition to their five straight titles. Furthermore, Marquette (2010-12) and Whitefish Bay (2015-17) are the only programs to win three in a row. Whitefish Bay has also won an additional two straight championships (1982-83). Other programs to have won back-to-back titles are Madison West (1987-88), Neenah (1985-86), Notre Dame (2007-08), Sheboygan Christian (2002-03), The Prairie School (2010-11) and Xavier (2003-04) have won two straight championships.



VERONA AREA – BOYS SOCCER CHAMPIONS (DIVISION 1) – 2019-2020

Team members: Nate Hanson, Owen Gibson, Tavion McNuckle, Alex Sarabia, Ryan Love, Gannon Simonett, Eliot Popkewitz, Bennett Luttinen, Sam Abreu, Jack Prout, Jonathan Gamez, Brooks Luttinen, Jack Heilman, Jack Knight, Diego Luna, Elijah Ballen, Alan De Los Santos, Jorge Lagunes, Stanley Maradiaga, Jake Lotta, Jake Wing, Max Lynch, Sam Lynch.



STURGEON BAY – BOYS SOCCER CHAMPIONS (DIVISION 4) – 2019-2020

Team members: Joe Wind, Ben DeNamur, Javier Gomez, Robert Alas, Trey Maas, DJ Lenius, Ben Hooker, Fletcher Hubbard, Ben Luders, Elliott Feldman, Eli Dietzel, Spencer Hubbard, Carson Dvorak, Porter Gigstead, CJ Fairchild, Adison Benzinger, Dylan Burk, Arthur Kelsey, Owen Stevenson, Joseph Ullman, Landon Hintz, Mason Teske, Seth Anderson, Alex Reeths, Emmett Braschnewitz.



BROOKFIELD CENTRAL – BOYS SOCCER CHAMPIONS (DIVISION 2) – 2019-2020

Team members: Colin Szymborski, Carlos Kellogg, Joey Colburn, John Bochenczak, Drew Peterson, Matt Richter, Nick Piraino, Adam Hodges, Marcelo Garay, Silas Martens, Austen Eng, George Kotsonis, Shane Gosset, Andrew Meder, Cohen Swanson, Andrew Rhode, Josh Ruedt, Jack Lewcock, Warren Treis, Gabe Thistle, Abe Regner, Euan McDermid, Simon Brown, Vladimir Petrovic, Max Mandela.



SHOREWOOD – BOYS SOCCER CHAMPIONS (DIVISION 3) – 2019-2020

Team members: George Pritchard, Ben Lichtenstein, Owen Weisse, Matthew Kavanagh, Will O'Connor, Chris Aguilar, Denis Krioutchenkov, Liam Martin, Hopper Planey, Kam James, Alek Kovalcik, Antonio Rodriguez, Will Lichtenstein, Rana Eitel, Austin Gayle, Henry Zhang, Sajen Hardrath, Tommy DiCamelli, Alex Fitch, Hashim Khan, Paul Fraser.

ANDERSON O'BRIEN

BERTZ, SKRENES & GOLLA, LLP ATTORNEYS SINCE 1886

Accident & Personal Injury

Banking & Commercial Law

Business & Corporate Law

Divorce & Family Law

Elder Law & Guardianships

Employment & Labor Law

Litigation & Dispute Resolution

Probate & Trust Settlements

Real Estate

Tax Planning

Wills, Trusts, & Estate Planning

Workers' Compensation

715-344-0890 | andlaw.com

1257 Main Street, Stevens Point, WI 54481

Arrowhead WARHAWKS



2020 Results

Regular Season Record: 6-2-1

Conference Record: 6-1-1

Conference Place: 2nd Place

Conference Champion

Oconomowoc

Complete Season Record: 10-2-1

Opponent	W/L	Score
New Berlin Eisenhower	L	1-2
Kettle Moraine	W	1-0
Waukesha North	W	8-1
Catholic Memorial	W	4-1
Waukesha South	W	5-0
Mukwonago	T	2-2
Oconomowoc	L	1-2
Waukesha West	W	4-1
Muskego	W	2-0
Waukesha North*	W	8-0
Hamilton*	W	2-1 (ot)
Pewaukee#	W	4-3
Hortonville#	W	1-0

* - Regional # - Sectional



No.	Name	Pos.	Gr.	Hgt.	Wgt.
0	Matthew Scherer	GK	9	5-11	165
1	Nathaniel Moore	GK	10	6-0	150
2	Ryan Guetzke	MF/D	11	5-5	130
3	Jackson Harlos	D	12	5-10	175
4	Aaron Fenske	MF/F	11	5-11	165
5	Tanner Brasfield	D/MF	11	5-8	150
6	Aaron Bain	MF/D	12	5-9	150
7	Nick Proell	D	12	5-8	150
8	Andrew Gryglas	MF/F	12	5-8	170
9	Luke Behringer	MF	11	5-11	140
10	Owen Marshall	MF/F	10	5-11	145
11	Sam Fenske	MF/F	11	5-11	165
12	Langdon Gryglas	MF	11	5-10	150
13	Ethan Jochims	D/MF	12	6-3	180
14	Kyle Staus	MF/D	11	5-8	150
15	Grant Luetke	MF/D	12	6-0	180
16	Peyton Harlos	MF/F	11	5-10	175
18	Michael Carpenter	D/MF	11	6-0	155
19	Enzo Bova	MF/F	11	5-11	165
20	Jordan Leoni	D/MF	12	6-4	190
21	Josh Trunk	MF/F	11	5-11	165
22	Mason Nelson	MF/D	12	5-7	135

School Facts

District Administrator

Laura Myrah

Principal

Gregg Wiczorek

Athletic Director

Ryan Mangan

Assistant Coach(es)

Mark Leoni
Mike Okla
Cody Schnese
Dan Miller
Emma Oppermann
Jim Kolokoski

School Colors

Scarlet, Columbia Blue & White

School Enrollment

2106

Captain(s)

Andrew Gryglas
Langdon Gryglas
Enzo Bova

Managers(s)

Alex Deubel
Nathan Safranek
Jaxson Marshall
Josh Staus
Dmitriy Lando

Athletic Trainer(s)

Chyla Edwards
Abby Leisemann
ProHealthcare Inc.

School Twitter

@arrowheadschool

Sport Twitter

@ArrowheadBSocce

Statistics

No.	Name	GM	G	A	Pts.	SOG	GW
19	Enzo Bova	--	12	6	30	--	--
10	Owen Marshall	--	5	5	15	--	--
9	Luke Behringer	--	5	3	13	--	--
8	Andrew Gryglas	--	5	2	12	--	--
13	Ethan Jochims	--	3	3	9	--	--
12	Langdon Gryglas	--	3	1	7	--	--
4	Aaron Fenske	--	3	0	6	--	--
2	Ryan Guetzke	--	1	2	5	--	--
11	Sam Fenske	--	1	0	2	--	--
15	Grant Luetke	--	1	0	2	--	--
16	Peyton Harlos	--	1	0	2	--	--
21	Josh Trunk	--	1	0	2	--	--
7	Nick Proell	--	0	1	1	--	--
0	Matthew Scherer	--	0	0	0	--	--
1	Nathaniel Moore	--	0	0	0	--	--
3	Jackson Harlos	--	0	0	0	--	--
5	Tanner Brasfield	--	0	0	0	--	--
6	Aaron Bain	--	0	0	0	--	--
14	Kyle Staus	--	0	0	0	--	--
18	Michael Carpenter	--	0	0	0	--	--
20	Jordan Leoni	--	0	0	0	--	--
TEAM TOTALS		--	41	23	106	--	--

No.	Name	Min.	GA	GAA	Svs.	SOG	Sv%	W	L	T	SO
0	Matthew Scherer	--	--	--	--	--	--	--	--	--	4
1	Nathaniel Moore	--	--	--	--	--	--	--	--	--	1
TEAM TOTALS		--	--	--	--	--	--	--	--	--	5

Head Coach: Jeff Staus (UW-Whitewater, 1998)

Career Record/Years: 312-97-52/21 yrs

School Record/Years: 312-97-52/21 yrs

Elkhorn Area ELKS



2020 Results

Regular Season Record: 10-0

Conference Record: 10-0

Conference Place: 1st Place

Complete Season Record: 13-0

Opponent	W/L	Score
Westosha Central	W	5-1
Delavan-Darien	W	3-1
Wilmot Union	W	1-0 (forfeit)
Badger	W	3-1
Burlington	W	5-0
Waterford	W	6-0
Union Grove	W	4-2
Waterford	W	9-0
Union Grove	W	2-0
Delavan-Darien	W	1-0
Westosha Central*	W	6-0
Badger#	W	5-1
Muskego#	W	6-0

* - Regional # - Sectional



No.	Name	Pos.	Gr.	Hgt.	Wgt.
0	Marco Perez	MF	12	5-7	130
00	Joe Griswold	G	12	6-2	200
1	Ray Beilman	F	10	5-8	145
2	Tony Vogt	MF	11	5-9	140
4	Max Whiteman	D	11	6-0	160
5	Colin Frank	MF	11	5-9	140
7	Ian Hembree	D	12	6-0	140
8	Isai Mendosa	MF	11	5-5	115
9	Tadeo Ortiz	F	12	5-10	138
10	Gavino Perez	F	12	5-8	150
11	Timmy Spreitzer	D	11	5-5	120
12	Luke Truesdale	MF	12	5-8	130
13	Cooper Wallace	MF	11	5-8	150
14	Aaron Paniagua	MF	10	5-7	156
15	Beau Hanson	D	10	5-6	145
16	Noah Hanson	D	12	5-10	150
17	Toby Reed	MF	12	5-11	175
18/25	Nolan Ahler	G	11	6-3	214
20	Keagan Strobel	MF	10	5-11	150
21	Luke Schoeneberg	MF	12	5-10	157
24	Bryan Reigle	F	12	6-3	165

School Facts

District Administrator
Jason Tadlock

Principal
Dan Kiel

Athletic Director
John Handel

Assistant Coach(es)
Sam Novak
Duncan Morgan
BZ Kayser

Pep Band Director
Sarah Wuttke

School Colors
Purple & Gold

School Enrollment
1053

Captain(s)
Timmy Spreitzer
Luke Truesdale
Luke Schoeneberg

Managers(s)
Presley Hodges

Athletic Trainer
Lindsey Rozinski

School Twitter
@EAHSELKS

Head Coach: Jordan Kayser (UW-Whitewater, 2018)

Career Record/Year: 13-0/1 yr

School Record/Year: 13-0/1 yr

Statistics

No.	Name	GM	G	A	Pts.	SOG	GW
1	Ray Beilman	11	16	4	36	--	--
21	Luke Schoeneberg	11	7	11	25	--	--
10	Gavino Perez	11	8	5	21	--	--
0	Marco Perez	11	8	1	17	--	--
14	Aaron Paniagua	11	2	5	9	--	--
2	Tony Vogt	11	3	1	7	--	--
7	Ian Hembree	11	3	0	6	--	--
12	Luke Truesdale	11	2	1	5	--	--
20	Keagan Strobel	4	1	1	3	--	--
4	Max Whiteman	10	0	2	2	--	--
8	Isai Mendosa	9	0	2	2	--	--
9	Tadeo Ortiz	8	0	2	2	--	--
11	Timmy Spreitzer	11	1	0	2	--	--
13	Cooper Wallace	7	1	0	2	--	--
15	Beau Hanson	8	1	0	2	--	--
24	Bryan Reigle	11	1	0	2	--	--
00	Joe Griswold	10	0	1	1	--	--
5	Colin Frank	11	0	0	0	--	--
16	Noah Hanson	9	0	0	0	--	--
17	Toby Reed	8	0	0	0	--	--
18/25	Nolan Ahler	7	0	0	0	--	--
TEAM TOTALS		11	54	36	144	--	--

No.	Name	Min.	GA	GAA	Svs.	SOG	Sv%	W	L	T	SO
00	Joe Griswold	983	5	0.46	69	--	--	12	0	0	0
18/25	Nolan Ahler	5	0	0.00	2	--	--	0	0	0	0
TEAM TOTALS		988	5	0.46	71	--	--	12	0	0	0

Marquette University H.S. HILLTOPPERS



2020 Results

Regular Season Record: 8-0-2

Conference Record: 6-0-1

Conference Place: 1st Place

Complete Season Record: 11-0-2

Opponent	W/L	Score
Brookfield Central	W	6-0
Wauwatosa East	T	0-0
Hamilton	W	3-1
Brookfield East	W	3-1
Homestead	W	5-1
Germantown	W	5-2
Cedarburg	W	3-2
Menomonee Falls	W	6-0
Wauwatosa West	W	10-0
Whitefish Bay	T	0-0
Waukesha West*	W	7-0
Kettle Moraine#	W	4-1
Whitefish Bay#	W	4-3 (OT)

* - Regional # - Sectional

No.	Name	Pos.	Gr.	Hgt.	Wgt.
00	Michael Roethle	GK	10	6-1	184
0	Connor Rusch	GK	12	6-1	151
1	CJ Deslongchamp	GK	10	6-0	140
2	Miguel Gonzalez	MF	11	5-10	145
3	Ryan McBride	MF	11	5-7	130
4	Joe Anguil	MF	10	5-10	147
5	Marco Bruneau	MF	12	5-8	178
6	Joey Sikorski	MF	11	5-8	135
7	Kaden Norby	D	11	6-0	150
8	Charlie Holton	MF	12	5-9	150
9	Xavier Oliviero	D	12	6-0	175
10	Gabe Anguil	MF/F	12	5-7	134
11	Alex Miranda	D	12	5-10	150
12	Eli Lehrer	D	12	5-7	128
14	Nick Magner	F	11	5-7	130
15	Nico Mosca	D	10	5-8	130
17	Seth Kempe	F	12	6-1	168
18	Sam Magner	D	11	5-9	145
19	Guillermo Pavon-Prieto	MF	11	5-7	130
20	Trey Cotey	MF/F	10	5-8	150
21	Liam Nelson	D	10	6-0	154
22	Justin Ramirez	MF/F	9	5-6	135
23	Valentin Sandoval	MF/F	11	5-9	150
24	Jack Norfolk	D	11	5-10	150
25	Sean Dankert	F	11	5-9	170
29	Jackson Kloehn	GK	12	5-11	170

School Facts

Administrator
Fr. Michael Marco S.J.

Principal
Jeff Monday

Athletic Director
Bob Herman

Assistant Coach(es)
Craig Posselt
Danny Lenz
Rob Harrington

School Colors
Blue & Gold

School Enrollment
1912

Captain(s)
Gabe Anguil
Marco Bruneau

Managers(s)
Jorge Astorga
Sam Peters

Athletic Trainer(s)
Michelle Whitaker
Greg Strege

School Twitter
@marquettehigh

Sport Twitter
@muhs_soccer

Statistics

No.	Name	GM	G	A	Pts.	SOG	GW
8	Charlie Holton	13	20	5	45	--	6
10	Gabe Anguil	13	11	13	35	--	1
14	Nick Magner	13	9	5	23	--	0
23	Valentin Sandoval	13	6	3	15	--	1
11	Alex Miranda	13	2	5	9	--	1
2	Miguel Gonzalez	13	2	1	5	--	0
25	Sean Dankert	13	1	2	4	--	1
9	Xavier Oliviero	13	1	1	3	--	0
6	Joey Sikorski	13	1	0	2	--	1
3	Ryan McBride	13	1	0	2	--	0
20	Trey Cotey	13	1	0	2	--	0
5	Marco Bruneau	13	1	0	2	--	0
4	Joe Anguil	12	0	1	1	--	0
15	Nico Mosca	13	0	1	1	--	0
17	Seth Kempe	13	0	1	1	--	0
18	Sam Magner	13	0	1	1	--	0
12	Eli Lehrer	13	0	1	1	--	0
7	Kaden Norby	13	0	0	0	--	0
19	Guillermo Pavon-Prieto	9	0	0	0	--	0
21	Liam Nelson	13	0	0	0	--	0
22	Justin Ramirez	2	0	0	0	--	0
24	Jack Norfolk	13	0	0	0	--	0
TEAM TOTALS		56	40	152	--	11	

No.	Name	Min.	GA	GAA	Svs.	SOG	Sv%	W	L	T	SO
0	Connor Rusch	25	0	0.00	2	2	1.000	0	0	0	0
1	CJ Deslongchamp	785	5	0.57	46	51	.902	9	0	2	6
29	Jackson Kloehn	343	4	1.05	17	21	.810	2	0	0	0
00	Michael Roethle	45	2	4.00	4	6	.667	0	0	0	0
TEAM TOTALS		1198	11	0.83	69	80	.863	11	0	2	6

Head Coach: Steve Lawrence (Marquette, 2003)
Career Record/Years: 293-32-44/15 yrs
School Record/Years: 293-32-44/15 yrs

Hudson RAIDERS



2020 Results

Regular Season Record: 8-0-1

Conference Record: 7-0-1

Complete Season Record: 11-0-1

Opponent	W/L	Score
Menomonie	W	5-0
Menomonie	W	8-1
Chippewa Falls	W	10-0
Chippewa Falls	W	5-0
New Richmond	W	5-0
Rice Lake	W	3-0
Rice Lake	W	3-0
River Falls	W	2-0
River Falls	T	0-0
Onalaska*	W	2-0
New Richmond#	W	1-0
Wausau West#	W	1-0

* - Regional # - Sectional



No.	Name	Pos.	Gr.	Hgt.	Wgt.
1	Lucas Biederman	G	11	6-0	160
2	Paul Phillipson	F	12	5-5	140
3	Shawn Berger	F	10	5-11	140
4	Cody Benoy	D	11	5-9	150
5	Jack Wasmund	M	11	5-8	140
6	Aaron Sparling	D	9	5-6	130
7	Drew Loewe	D	11	5-7	130
8	Joey Grikis	F	12	5-9	160
9	Teig O'Kelly	M	12	6-0	170
10	Sam Ross	M	12	5-9	150
11	Darren Chukel	M	10	6-0	140
12	Michael Richards	D	12	5-7	140
13	Josh Davis	M	12	6-0	160
14	Harry Ross	M	9	5-5	130
15	Trevor Nava-Barber	F	11	5-8	150
16	Noah Bekemeyerr	M	11	6-0	160
17	Edwin Berger	D	12	6-2	170
18	Brett Hauser	D	11	5-10	150
19	Lake Buzicky	D	12	6-0	180
20	Connor Sparling	M	10	5-6	130
21	Ethan Ion	F	12	6-0	160
23	Alex Ewig	D	11	6-0	150
24	Toby Schneider	G	10	5-10	150

Head Coach: Steve Sollom (University of Minnesota, 1988)

Career Record/Years: 310-137-45/23 yrs

School Record/Years: 310-137-45/23 yrs

School Facts

District Administrator

Dr. Nick Ouellette

Principal

Mike Ballard

Athletic Director

Aaron Moen

Assistant Coach(es)

Kyle Flanagan

David Garrett

Scott Ellingson

Pep Band Director

Ryan McCarthy

School Colors

Navy & White

School Enrollment

1849

Captain(s)

Teig O'Kelly

Sam Ross

Statistician

Conner Sparling

Athletic Trainer

Megan Rinke ATC

School Twitter

@HudsonSchoolsWI

Sport Twitter

@HudHS_Athletics

Statistics

No.	Name	GM	G	A	Pts.	SOG	GW
10	Sam Ross	9	3	9	15	--	1
2	Paul Phillipson	9	5	2	14	--	0
13	Josh Davis	9	5	3	13	--	1
15	Trevor Nava-Barber	9	6	1	13	--	2
8	Joey Grikis	9	4	3	11	--	0
11	Darren Chukel	9	5	1	11	--	2
9	Teig O'Kelly	9	4	2	10	--	1
16	Noah Bekemeyerr	9	2	3	7	--	0
14	Harry Ross	9	2	1	5	--	1
3	Shawn Berger	6	1	0	2	--	0
5	Jack Wasmund	6	0	2	2	--	0
6	Aaron Sparling	9	1	0	2	--	0
17	Edwin Berger	9	1	0	2	--	0
4	Cody Benoy	9	0	1	1	--	0
23	Alex Ewig	6	0	1	1	--	0
7	Drew Loewe	4	0	0	0	--	0
12	Michael Richards	6	0	0	0	--	0
18	Brett Hauser	6	0	0	0	--	0
19	Lake Buzicky	9	0	0	0	--	0
21	Ethan Ion	4	0	0	0	--	0
TEAM TOTALS		9	39	29	109	--	8

No.	Name	Min.	GA	GAA	Svs.	SOG	Sv%	W	L	T	SO
1	Lucas Biederman	685	1	0.13	40	41	.976	8	0	0	8
24	Toby Schneider	225	0	0.00	15	15	1.000	0	0	1	1
TEAM TOTALS		910	1	0.10	55	56	.982	8	0	1	9

Roncalli/Two Rivers JETS



2020 Results

Regular Season Record: 10-1

Conference Record: 8-0

Conference Place: 1st Place

Complete Season Record: 12-1-1



Opponent	W/L	Score
Saint Mary Catholic	W	6-0
Lourdes Academy/ Valley Christian	W	6-2
New Holstein	W	5-0
Sheboygan Christian/ Area Lutheran	L	2-3
Stockbridge	W	Forfeit
Kiel	W	3-0
Sheboygan Falls	W	10-0
New Holstein	W	9-0
Stockbridge	W	Forfeit
Kiel	W	2-0
Sheboygan Falls	W	5-0
Marinette*	W	6-1
Plymouth#	T	1-1 (3-1)
Seymour#	W	3-1

* - Regional # - Sectional

No.	Name	Pos.	Gr.	Hgt.	Wgt.
1	Jacob Hamann	M	11	5-8	145
2	John Oberbroeckling	D	10	5-10	160
3	Marcos Valenzuela	D	12	5-9	155
4	Randy Ochoa	M	10	5-9	155
5	Adam Eisner	M	11	5-5	130
6	Joseph Witczak	D	11	5-10	157
7	Andrew Novy	F	12	6-1	170
8	Elliot Huske	M	12	6-1	170
9	Brett Simmer	F	10	5-11	160
10	James Oberbroeckling	D	12	6-2	180
11	Logan Brotski	F	11	6-2	170
12	Carter Erb	M	11	6-0	160
13	Tyler Bonin	F	12	6-0	167
14	Thomas Augustine	F	10	5-10	150
15	Ethan Isselmann	D	11	6-0	175
16	Marshall Maternoski	M	11	5-10	150
17	Benjamin Chewning	M	11	5-11	165
18	Vincent Harrison	M	11	6-2	175
20	Greg Oberbroeckling	GK	11	6-0	160

Head Coach: Chris Corrao

Career Record/Years: 24-5-3/2 yrs

School Record/Years: 24-5-3/2 yrs

School Facts

Administrator
John Stelzer

Principal
Fran Peter

Athletic Director
Nathan Katerabek

Assistant Coach(es)
Mike Pratt
Patrick Snider

School Colors
Navy & White

School Enrollment
736

Captain(s)
Andrew Novy
Tyler Bonin
Elliot Huske
James Oberbroeckling

Athletic Trainer
Erin Butke

Statistics

No.	Name	GM	G	A	Pts.	SOG	GW
13	Tyler Bonin	10	29	2	60	--	--
9	Brett Simmer	10	4	7	15	--	--
7	Andrew Novy	10	5	2	12	--	--
12	Carter Erb	10	4	1	9	--	--
18	Vincent Harrison	9	2	3	7	--	--
4	Randy Ochoa	9	2	3	7	--	--
10	James Oberbroeckling	10	2	1	5	--	--
14	Thomas Augustine	7	2	0	4	--	--
5	Adam Eisner	8	1	1	3	--	--
8	Elliot Huske	7	0	2	2	--	--
17	Benjamin Chewning	6	1	0	2	--	--
11	Logan Brotski	7	1	0	2	--	--
3	Marcos Valenzuela	1	1	0	2	--	--
Inj.	Grant Mihalakakos	6	0	1	1	--	--
6	Joseph Witczak	9	0	0	0	--	--
2	John Oberbroeckling	9	0	0	0	--	--
16	Marshall Maternoski	7	0	0	0	--	--
1	Jacob Hamann	8	0	0	0	--	--
TEAM TOTALS		10	54	23	131	--	--

No.	Name	Min.	GA	GAA	Svs.	SOG	Sv%	W	L	T	SO
20	Greg Oberbroeckling	835	6	0.65	59	64	.922	9	1	0	10
17	Benjamin Chewning	45	0	0.00	1	1	1.000				
TEAM TOTALS		880	6	0.61	60	65	.923	9	1	0	10

Medford RAIDERS



2020 Results

Regular Season Record: 7-3

Conference Record: 7-3

Conference Place: 2nd Place

Conference Champion

Rhinelanders

Complete Season Record: 9-3-1

Opponent	W/L	Score
Northland Pines	W	3-0
Rhinelanders	L	0-1
Columbus Catholic	W	2-1
Lakeland Union	L	0-5
Lakeland Union	L	0-2
Mosinee	W	5-1
Mosinee	W	2-1
Antigo	W	4-0
Antigo	W	3-0
Rhinelanders	W	7-0
Lakeland Union*	W	6-0
Rhinelanders#	W	2-0
Rice Lake#	T	0-0 (6-5)

* - Regional # - Sectional

No.	Name	Pos.	Gr.	Hgt.	Wgt.
00	Jake Dassow	GK	11	5-10	200
0	Brady Hupf	GK	12	6-3	235
1	Adyn Gripentrog	M	9	5-5	150
2	Ethan Swiantek	W	12	5-4	155
3	Quinton Tlusty	F	11	5-7	165
5	Braeden Long	D	10	5-5	200
6	Gage Neubauer	F	11	5-10	170
7	Brayden Machon	D	11	5-9	185
8	Gabe Felix	W	11	5-7	165
9	Zach Rudolph	M	10	5-11	170
10	Aaron Schield	M	10	5-6	165
11	Colton Gowey	W	12	5-8	170
13	Owen Wipf	M	12	5-10	170
14	Vincent Seidel	D	10	5-7	155
15	Caden Tessmann	D	10	5-8	165
16	Mason Gripentrog	M	10	5-6	155
17	Kale Klussendorf	W	11	6-0	165
18	Nick Kowalski	D	10	5-10	150
19	Silas Wipf	M	10	5-10	155
21	Ty Baker	D	12	6-0	180
22	Sam Blair	D	11	6-0	175

Head Coach: Nathan Bilodeau

Career Record/Years: 19-8-4/2 yrs

School Record/Years: 19-8-4/2 yrs

School Facts

District Administrator

Pat Sullivan

Principal

Jilly Lybert

Athletic Director

Andy Guden

Assistant Coach(es)

Tanya Tessmann

School Colors

Red & White

School Enrollment

642

Captain(s)

Zach Rudolph
Owen Wipf

Managers(s)

Taylor Sherman
Autumn Sherman

Athletic Trainer

Steve Dietzman

School Twitter

@medfordraiders

Statistics

No.	Name	GM	G	A	Pts.	SOG	GW
6	Gage Neubauer	--	8	2	18	--	--
11	Colton Gowey	--	6	3	15	--	--
9	Zach Rudolph	--	4	3	11	--	--
13	Owen Wipf	--	2	4	8	--	--
17	Kale Klussendorf	--	4	0	8	--	--
8	Gabe Felix	--	3	0	6	--	--
10	Aaron Schield	--	1	4	6	--	--
21	Ty Baker	--	2	2	6	--	--
3	Quinton Tlusty	--	1	2	4	--	--
19	Silas Wipf	--	0	1	1	--	--
00	Jake Dassow	--	0	0	0	--	--
0	Brady Hupf	--	0	0	0	--	--
1	Adyn Gripentrog	--	0	0	0	--	--
2	Ethan Swiantek	--	0	0	0	--	--
5	Braeden Long	--	0	0	0	--	--
7	Brayden Machon	--	0	0	0	--	--
14	Vincent Seidel	--	0	0	0	--	--
15	Caden Tessmann	--	0	0	0	--	--
16	Mason Gripentrog	--	0	0	0	--	--
18	Nick Kowalski	--	0	0	0	--	--
22	Sam Blair	--	0	0	0	--	--
TEAM TOTALS		--	31	21	83	--	--

No.	Name	Min.	GA	GAA	Svs.	SOG	Sv%	W	L	T	SO
0	Brady Hupf	800	3	0.34	44	--	--	8	1	0	6
00	Jake Dassow	190	7	3.32	8	--	--	0	3	0	0
TEAM TOTALS		990	10	0.91	52	--	--	8	4	0	6

Delavan-Darien COMETS



2020 Results

Regular Season Record: 7-2

Conference Record: 7-2

Conference Place: 2nd Place

Conference Champion
Elkhorn Area

Complete Season Record: 11-2

Opponent	W/L	Score
Wilmot Union	W	12-0
Elkhorn Area	L	1-3
Burlington	W	6-2
Union Grove	W	4-0
Badger	W	3-2
Westosha Central	W	8-1
Waterford	W	5-1
Union Grove	W	2-1
Elkhorn Area	L	0-1
Martin Luther*	W	2-0
Saint Thomas More*	W	4-1
New Berlin Eisenhower#	W	3-2
Grafton#	W	1-0

* - Regional # - Sectional

No.	Name	Pos.	Gr.	Hgt.	Wgt.
1	Hector Flores	K	11	5-10	150
3	Daniel Rodriguez	M	10	5-6	125
4	Geovanni Prado	M	9	5-10	140
5	Alejandro Villegas	M	10	5-5	125
6	Emilio Huerta	M	11	5-9	155
7	Jovanni Lemus	M	12	5-6	125
8	Mauricio Duran	D	10	5-8	130
9	Jonathon Jaramillo	F	12	5-6	125
10	Estevan Colin	F	11	5-8	145
13	Alan Mendez	M	11	5-7	125
14	Jonathan Diaz	F	11	5-5	155
16	Cameron Patterson	M	12	5-11	160
17	Cesar Soto	M	11	5-7	135
18	Alejandro Rico	D	11	5-5	145
19	Donavan Ortiz	M	10	5-7	115
20	Mario Barajas	D	12	5-6	165
21	Hector Hernandez	D	11	5-4	115
22	Yuniel Rodriguez	D	11	5-11	160
23	Andy Elguero	F	9	5-9	145
24	Octavio Valadez	F	12	5-7	145
25	Adrian Fonseca	D	12	5-11	155
28	Juan Carbajal	F	10	5-8	150
29	Anthony Porras	F	10	5-9	155
30	Jose Roman Cruz	M	12	6-0	150
44	Enrique Rizo	D	12	5-11	225

School Facts

District Administrator
Jill Sorbie

Principal
Jim Karedes

Athletic Director
Guy Otte

Assistant Coach(es)
Francisco Huerta
Ethan Marse
Naser Tahiri
Erik Arreola

School Colors
Blue & Gold

School Enrollment
701

Captain(s)
Jovanni Lemus
Adrian Fonseca

Managers(s)
Kassandra Huerta

Statistician
Erik Arreola

Athletic Trainer
Anthony Baltierra

School Twitter
@DDSchools

Sport Twitter
@DDHSAthletics

Statistics

No.	Name	GM	G	A	Pts.	SOG	GW
10	Estevan Colin	9	10	3	23	27	4
14	Jonathan Diaz	9	7	5	19	19	1
13	Alan Mendez	10	7	5	19	12	1
24	Octavio Valadez	11	7	2	16	20	2
7	Jovanni Lemus	10	4	2	10	10	0
9	Jonathon Jaramillo	11	2	3	7	11	0
4	Geovanni Prado	11	2	1	5	6	0
22	Yuniel Rodriguez	10	2	0	4	4	0
17	Cesar Soto	9	1	2	4	3	1
23	Andy Elguero	11	1	1	3	6	0
25	Adrian Fonseca	11	0	2	2	5	0
6	Emilio Huerta	8	1	0	2	3	0
20	Mario Barajas	9	1	0	2	1	0
30	Jose Roman Cruz	11	0	1	1	3	0
8	Mauricio Duran	11	0	1	1	0	0
18	Alejandro Rico	10	0	0	0	0	0
16	Cameron Patterson	8	0	0	0	0	0
44	Enrique Rizo	11	0	0	0	5	0
5	Alejandro Villegas	1	0	0	0	0	0
TEAM TOTALS		11	45	28	118	135	9

No.	Name	Min.	GA	GAA	Svs.	SOG	Sv%	W	L	T	SO
1	Hector Flores	960	12	1.13	47	59	.797	9	2	0	3
TEAM TOTALS		960	12	1.13	47	59	.797	9	2	0	3

Head Coach: Mike Marse

Career Record/Years: 174-27-16/9 yrs

School Record/Years: 174-27-16/9 yrs

Sauk Prairie EAGLES



2020 Results

Regular Season Record: 6-2-3

Complete Season Record: 10-2-3

Opponent	W/L	Score
Reedsburg Area	W	5-0
Edgewood Sacred Heart	W	2-1
Baraboo	W	1-0
Portage	W	1-0
Watertown	L	2-1
Reedsburg Area	T	1-1
Edgewood Sacred Heart	W	4-1
Baraboo	L	2-1
Lake Mills	T	3-3
Portage	W	3-0
Watertown	T	1-1
Mauston*	W	6-0
Portage*	W	5-0
Dodgeville/Mineral Point#	W	3-1
West Salem#	W	3-0

* - Regional # - Sectional



No.	Name	Pos.	Gr.	Hgt.	Wgt.
0	Ellis Kirner	GK	11	5-10	155
1	Luke Baumgardt	GK	12	5-9	145
2	James Fishnick	M	9	5-7	135
3	Jade Hilden	D	12	5-7	140
4	Joseph Baumgardt	M	12	5-9	140
5	Kyle Cass	M	9	4-11	80
6	Kyle Meixelsberger	M	9	5-4	100
7	Austin Keyser	D	11	5-10	160
8	Kyle Bascom	M	12	6-0	170
9	Brooks McInerney	D	10	5-9	150
10	William Judge	D/M	9	5-8	155
11	Quinn Baier	F	11	5-8	165
12	Isaac Homar	M	11	5-7	150
14	Elliot Drew	D	12	6-1	175
15	Brandt Wilson	D	12	6-7	205
16	Kyle Been	D	12	6-0	180
17	Samuel Drescher	M	11	5-9	165
18	Misael Dominguez	M	12	5-9	170
19	Philip Enerson	F	11	6-0	165
20	Eliot Carlson	M	9	5-8	160
21	Brandon Mittelstaedt	M	11	5-10	150

School Facts

District Administrator
Jeff Wright

Principal
Chad Harnisch

Athletic Director
Josh Boyer

Assistant Coach(es)
Mike Rauls

School Colors
Red & Black

School Enrollment
878

Athletic Trainer
Carly Kraemer

School Twitter
@principal_SPHS

Sport Twitter
@Sauk_Prairie_AD

Head Coach: Drew Kornish (UW-Oshkosh, 2011)
Career Record/Years: 49-12-10/4 yrs
School Record/Years: 26-5-4/2 yrs

Statistics

No.	Name	GM	G	A	Pts.	SOG	GW
17	Samual Drescher	12	10	6	26	--	--
11	Quinn Baier	13	10	5	25	--	--
4	Joseph Baumgardt	13	7	6	20	--	--
19	Philip Enerson	13	3	1	7	--	--
2	James Fishnick	13	2	1	5	--	--
18	Misael Dominguez	13	0	5	5	--	--
20	Eliot Carlson	13	1	3	5	--	--
12	Isaac Homar	13	1	2	4	--	--
3	Jade Hilden	13	1	1	3	--	--
10	William Judge	13	1	0	2	--	--
9	Brooks McInerney	12	0	1	1	--	--
14	Elliot Drew	4	0	1	1	--	--
5	Kyle Cass	12	0	0	0	--	--
6	Kyle Meixelsberger	2	0	0	0	--	--
7	Auster Keyser	13	0	0	0	--	--
8	Kyle Bascom	12	0	0	0	--	--
15	Brandt Wilson	9	0	0	0	--	--
16	Kyle Been	13	0	0	0	--	--
21	Brandon Mittelstaedt	2	0	0	0	--	--
TEAM TOTALS		13	36	32	104	--	--

No.	Name	Min.	GA	GAA	Svs.	SOG	Sv%	W	L	T	SO
1	Luke Baumgardt	1032	10	0.87	--	--	.000	6	2	3	4
0	Ellis Kirner	228	1	0.39	--	--	.000	1	0	1	1
TEAM TOTALS		1260	11	0.79	--	--	.000	7	2	4	5



2020 Results

Regular Season Record: 8-0

Conference Record: 5-0

Conference Place: 1st Place

Complete Season Record: 11-0

Opponent	W/L	Score
Living Word Lutheran	W	9-2
Kenosha Christian Life	W	6-0
Kohler	W	3-1
Watertown Luther Prep	W	2-0
Heritage Christian	W	6-0
Central Wisconsin Christian	W	3-1
Brookfield Academy	W	6-0
Lake Country Lutheran	W	2-0
Brookfield Academy*	W	3-1
Lake County Lutheran#	W	2-1
Oostburg#	W	2-0

* - Regional # - Sectional

No.	Name	Pos.	Gr.	Hgt.	Wgt.
0	Ali Mortada	GK	11	5-10	155
1	Brendan Witt	D	11	5-9	165
2	Kyler Ringgold	D	12	5-9	150
3	Noah Eghbali	M	12	5-8	145
5	Reily Kingwill	F	11	5-9	140
6	Donovan Jones	M	12	5-7	150
7	Alex Stelzer	D	12	5-9	150
8	Cody Adams	M	11	5-9	135
9	Loic Marolda	F	11	5-4	115
10	Ben Lenikman	M	12	5-10	150
12	Bradshaw Morel	D	12	5-10	135
13	Caleb Webb	D	11	5-7	130
14	Aidan Brooks	D	11	5-10	160
15	Henry Stone	M	12	5-8	140
16	Shaan Sharma	D	11	5-10	140
17	Darius Wright	F	9	5-9	145
18	Charles Cushman	D	11	6-0	140
19	Ali Vaseem	D	12	5-10	170
21	Casey Hakami	D	10	5-5	120
23	Jonathan Crawford	M	10	5-7	130
24	Nathan Miller	F	10	5-8	125
25	Kyle Norman	F	9	5-9	145
26	Aidan Wang	M	9	5-5	105
27	Lyle Mondano	D	9	5-7	130
28	Dominik Nikolic	M	10	5-10	140

School Facts

District Administrator
Steve Hancock

Principal
Stuart Cushman

Athletic Director
Tim Williams

Assistant Coach(es)
Jon Shoop
Kyle Charters

Pep Band Director
Dr. Dain Shuler

School Colors
Navy & Gold

School Enrollment
428

Captain(s)
Donovan Jones
Bradshaw Morel
Henry Stone

Athletic Trainer(s)
Ashley Gaspar
Dillon Fasse

School Twitter
@LifeatUSM

Sport Twitter
@USMAthletics



Statistics

No.	Name	GM	G	A	Pts.	SOG	GW
6	Donovan Jones	8	12	5	29	--	4
3	Noah Eghbali	9	7	9	23	--	1
9	Loic Marolda	9	6	4	16	--	1
24	Nathan Miller	9	6	3	15	--	1
10	Ben Lenikman	9	4	4	12	--	2
12	Bradshaw Morel	9	1	2	4	--	0
23	Jonathan Crawford	9	1	0	2	--	0
7	Alex Stelzer	8	1	0	2	--	0
5	Reily Kingwill	6	1	0	2	--	0
17	Darius Wright	5	1	0	2	--	0
8	Cody Adams	9	0	1	1	--	0
25	Kyle Norman	2	0	1	1	--	0
TEAM TOTALS		9	40	29	109	--	9

No.	Name	Min.	GA	GAA	Svs.	SOG	Sv%	W	L	T	SO
0	Ali Mortada	663	3	0.41	9	--	--	9	0	0	5
17	Darius Wright	147	2	1.22	1	--	--	0	0	0	0
TEAM TOTALS		810	5	0.56	10	--	--	9	0	0	5

Head Coach: Jock Mutschler
(University of Notre Dame, 1986 & 1994)
Career Record/Years: 156-33-22/9 yrs
School Record/Years: 156-33-22/9 yrs

Saint Lawrence Seminary HILLTOPPERS



2020 Results

Regular Season Record: 7-1-2

Conference Record: 5-0-1

Conference Place: 1st Place

Complete Season Record: 10-1-2

Opponent	W/L	Score
Oostburg	L	0-3
Omro	W	4-0
Lourdes Academy/ Valley Christian	W	3-1
Central Wisconsin Christian	W	4-2
Stockbridge	W	4-0
Sheboygan Christian/ Area Lutheran	T	1-1
Lourdes Academy/ Valley Christian	W	5-0
Kiel	W	2-0
Central Wisconsin Christian	T	1-1
Omro	W	1-0
Howards Grove*	W	4-0
Kiel#	W	1-0
Saint Mary Catholic#	W	5-1

* - Regional # - Sectional

No.	Name	Pos.	Gr.	Hgt.	Wgt.
00	Matthew Donohue	GK	11	5-10	145
1	Max Gamino	GK	12	5-10	185
2	Jacob Cao	M	12	5-9	140
3	Christian Orozco	D	12	5-6	130
4	Jovan Hernandez	D	12	5-10	170
5	Christopher Galvez	D	12	5-10	150
6	Yair Rivera	M	11	5-8	130
7	Aaryan Studden	D	12	5-11	160
8	Emiliano Ochoa	D	11	5-5	140
9	Benisio Gamino	F	10	5-8	145
10	Isidro Vargas	M	12	5-7	145
11	Eugenio Tinoco	F	10	5-6	115
12	Caulodrino Williams	D	11	5-8	160
13	Ciproquio Williams	M	11	5-8	150
14	David Meza	D	11	5-9	175
15	Anh Ngo	F	11	5-9	140
16	Christian Vargas	M	10	5-4	105
17	Grant Bargender	F	12	5-6	200
18	Duy Anh Nguyen	D	11	5-11	170
19	Noah Britto	M	12	5-10	125
20	Grek Guzman	M	12	6-0	180
21	Nathan Fernandes	F	11	5-6	125
22	Huy Tran	D	9	5-6	135
23	Kiet Do	M	11	5-7	140

School Facts

Administrator

Fr. Zoy Garibay

Principal

David Bartel

Athletic Director

Chad Dowland

Assistant Coach(es)

Sebastian Vervaeck

Pep Band Director

John Ahlstrom

School Colors

Brown & Gold

School Enrollment

344

Captain(s)

Maximus Gamino
Isidro Vargas
Grant Bargender
Aaryan Studden

Managers(s)

Howxeng Lor
Jacob Lim

Statistician

Andrew Le

Athletic Trainer

Tyler McFadden

School Twitter

@SLSHilltoppers

Statistics

No.	Name	GM	G	A	Pts.	SOG	GW
9	Benisio Gamino	10	10	0	20	--	--
10	Isidro Vargas	8	7	2	16	--	--
17	Grant Bargender	11	4	3	11	--	--
8	Emiliano Ochoa	10	2	4	8	--	--
15	Anh Ngo	9	3	0	6	--	--
2	Jacob Cao	10	1	1	3	--	--
11	Eugenio Tinoco	10	1	1	3	--	--
21	Nathan Fernandes	4	1	0	2	--	--
6	Yair Rivera	11	0	1	1	--	--
13	Ciproquio Williams	9	0	1	1	--	--
19	Noah Britto	11	0	1	1	--	--
3	Christian Orozco	9	0	0	0	--	--
4	Jovan Hernandez	11	0	0	0	--	--
5	Christopher Galvez	8	0	0	0	--	--
7	Aaryan Studden	11	0	0	0	--	--
12	Caulodrino Williams	5	0	0	0	--	--
14	David Meza	10	0	0	0	--	--
16	Christian Vargas	1	0	0	0	--	--
18	Duy Anh Nguyen	9	0	0	0	--	--
20	Grek Guzman	11	0	0	0	--	--
22	Huy Tran	10	0	0	0	--	--
23	Kiet Do	8	0	0	0	--	--
TEAM TOTALS		11	29	14	72	--	--

No.	Name	Min.	GA	GAA	Svs.	SOG	Sv%	W	L	T	SO
1	Max Gamino	--	8	0.73	--	--	--	8	1	2	6
00	Matthew Donohue	--	--	0.00	--	--	--	--	--	--	--
TEAM TOTALS		--	8	0.00	--	--	--	8	1	2	6

Head Coach: David Bartel

Career Record/Years: 315-190-43/28 yrs

School Record/Years: 315-190-43/28 yrs

The Prairie School HAWKS



2020 Results

Regular Season Record: 11-2-1
Conference Record: 11-2-1
Conference Place: 1st Place
Complete Season Record: 14-2-1



Opponent	W/L	Score
Martin Luther	W	4-1
Martin Luther	W	5-1
Saint Thomas More	W	3-0
Dominican	L	2-3
Shoreland Lutheran	W	8-0
Dominican	W	4-1
Racine Lutheran	W	3-0
Saint Thomas More	W	2-0
Shoreland Lutheran	L	1-2
Racine Saint Catherine's	T	0-0
Kenosha St. Joseph Catholic Academy	W	2-0
Racine Lutheran	W	5-0
Kenosha St. Joseph Catholic Academy	W	2-0
Racine Saint Catherine's	W	3-1
Shoreland Lutheran*	W	4-0
Racine Saint Catherine's#	W	2-0
Lake Mills#	W	4-0

* - Regional # - Sectional



No.	Name	Pos.	Gr.	Hgt.	Wgt.
0	Kyle Kane	GK	12	6-2	170
1	Devin Stoltenberg	GK	11	5-11	150
2	Jayce Jaramillo	F	11	6-1	160
3	Owen Oakland	D	10	5-11	160
4	Spencer Dues	M	11	5-11	150
5	Carsten Ovesen	D	11	6-2	180
6	Mehul Dhar	D	11	6-0	160
7	Eric Morocco	M	11	5-10	145
8	Henry Schumacher	M	12	5-11	145
9	Daniel Dreifuerst	F	12	6-1	170
10	Daniel Bravo	M	11	5-10	145
11	Finnian Peterson	M	12	5-10	150
12	Alexander Raskin	M	12	6-0	155
13	Roger Lofquist	F	12	5-11	150
14	Jacob Boilek	D	12	5-11	160
15	Teddy Bode	F	11	6-1	175
16	Cameron McPhee	F	11	6-1	175
17	Calvin Sharpe	M	10	6-0	140
18	Joseph Orłowski	M	12	5-11	145
19	Charlie May	D	11	6-0	165
20	Charlie Shaw	M	10	6-1	160
21	Arjun Kumar	F	11	6-2	175
22	Nathan Breiwick	D	10	6-0	150
23	Jack Berkey	F	12	6-1	180
24	Parker Kohl	M	9	5-11	140

School Facts

President

Dr. Nat Coffman

Athletic Director

Jason Atanasoff

Assistant Coach(es)

John Salazar
Paul Gwicht
Tom Bresnehan

School Colors

Navy & Red

School Enrollment

248

Captain(s)

Devin Stoltenberg
Daniel Dreifuerst
Finnian Peterson
Roger Lofquist

Athletic Trainer

Kayla Zeno

School Twitter

@prairieschool

Sport Twitter

@tpshawks

Statistics

No.	Name	GM	G	A	Pts.	SOG	GW
9	Daniel Dreifuerst	16	14	13	41	--	--
16	Cameron McPhee	16	15	10	40	--	--
8	Henry Schumacher	15	6	4	16	--	--
10	Daniel Bravo	16	5	5	15	--	--
2	Jayce Jaramillo	16	4	3	11	--	--
20	Charlie Shaw	13	4	3	11	--	--
4	Spencer Dues	16	2	1	5	--	--
17	Calvin Sharpe	12	0	4	4	--	--
22	Nathan Breiwick	16	1	1	3	--	--
18	Joseph Orłowski	15	1	1	3	--	--
11	Finnian Peterson	16	1	1	3	--	--
21	Arjun Kumar	2	1	0	2	--	--
7	Eric Morocco	16	0	1	1	--	--
23	Jack Berkey	1	0	0	0	--	--
15	Teddy Bode	1	0	0	0	--	--
14	Jacob Boilek	7	0	0	0	--	--
6	Mehul Dhar	8	0	0	0	--	--
0	Kyle Kane	1	0	0	0	--	--
13	Roger Lofquist	4	0	0	0	--	--
19	Charlie May	1	0	0	0	--	--
3	Owen Oakland	9	0	0	0	--	--
5	Carsten Ovesen	16	0	0	0	--	--
12	Alexander Raskin	2	0	0	0	--	--
24	Parker Kohl	0	0	0	0	--	--
TEAM TOTALS		16	54	47	155	--	--

No.	Name	Min.	GA	GAA	Svs.	SOG	Sv%	W	L	T	SO
1	Devin Stoltenberg	1485	9	0.55	--	--	--	13	2	1	11
0	Kyle Kane	15	0	0.00	--	--	--	1	0	0	0
TEAM TOTALS		1500	9	0.55	--	--	--	14	2	1	11

Head Coach: Corey Oakland (UW-Milwaukee, 1999)

Arcadia RAIDERS



2020 Results

Regular Season Record: 4-2

Complete Season Record: 8-2

Opponent	W/L	Score
McDonell Central Catholic/Regis	W	7-1
Holmen	L	1-4
Aquinas	W	7-1
Onalaska	L	1-8
Chippewa Falls	W	4-1
Aquinas	W	6-5
McDonell Central Catholic/Regis*	W	5-0
Coulee Christian/Providence Ac.*	W	10-3
Barron#	W	2-1
Columbus Catholic#	W	4-1

* - Regional # - Sectional



No.	Name	Pos.	Gr.	Hgt.	Wgt.
0	Jareth Sandoval Mendoza	G	9	5-8	145
1	Cesar Uriel Ortiz	D	11	5-5	130
2	Hector Hernandez	D	12	5-5	125
3	Kenny Vasquez Sandoval	F	10	5-4	130
4	Benjamin Jimenez-Mensch	D	12	5-9	140
5	Gael Castelan Vazquez	D	10	5-3	120
6	Jose Verde Martinez	D	11	5-5	130
7	Nathan Marticorena	MF	11	5-6	130
9	Lizandro Aguilar Vasquez	F	12	5-8	145
10	Ricardo Juarez	M	10	5-11	160
11	Hugo Hernandez Sandoval	M	12	5-5	150
12	Brayan Munoz Candelas	D	10	5-6	145
14	Jose Landeros	M	11	6-0	155
16	Andree Gonzalez-Lawrence	MF	10	5-6	140
17	Bill Breska	F	12	5-10	180
18	Alan Castelan Vasquez	D	12	5-6	130
19	Jovanni Aguilar Rojas	M	11	5-9	135
21	Aaron Vazquez	D	11	5-9	160
22	Jose Julian Sanchez	D	12	5-8	150
25	Marcos Lorenzo	G	12	6-0	190
27	Jorge Lorenzo	M	11	5-8	130
55	Cesar Nunez Zapata	G	12	6-2	190

Head Coach: Luis Cruz

Career Record/Years: 65-43-19/11 yrs

School Record/Years: 65-43-19/11 yrs

School Facts

District Administrator

Lance Bagstad

Principal

Alan Herman

Athletic Director

Bruce Schweisthal

Assistant Coach(es)

Rodolfo Ramirez

Pep Band Director

Danielle Sipos

School Colors

Red & Black

School Enrollment

385

Captain(s)

Hugo Hernandez Sandoval
Lizandro Aguilar Vasquez
Bill Breska

Managers(s)

Hannah Rosalas
Sandra Carreon

Statistician(s)

Hannah Rosalas
Sandra Carreon

Athletic Trainer

Susan Cabbage

School Twitter

@arcadiaraiders

Statistics

No.	Name	GM	G	A	Pts.	SOG	GW
9	Lizandro Aguilar Vasquez	9	15	4	34	24	2
17	Bill Breska	9	9	4	22	23	3
7	Nathan Marticorena	9	4	7	15	14	0
11	Hugo Hernandez Sandoval	9	5	2	12	14	2
3	Kenny Vasquez Sandoval	9	4	3	11	7	0
10	Ricardo Juarez	9	2	7	11	8	0
1	Cesar Uriel Ortiz	4	2	0	4	4	0
22	Jose Julian Sanchez	9	2	0	4	1	0
14	Jose Landeros	9	0	3	3	8	0
2	Hector Hernandez	7	0	0	0	0	0
4	Benjamin Jimenez-Mensch	9	0	0	0	0	0
5	Gael Castelan Vazquez	9	0	0	0	0	0
6	Jose Verde Martinez	9	0	0	0	0	0
12	Brayan Munoz Candelas	9	0	0	0	2	0
16	Andree Gonzalez-Lawrence	5	0	0	0	0	0
18	Alan Castelan Vasquez	4	0	0	0	0	0
19	Jovanni Aguilar Rojas	4	0	0	0	0	0
21	Aaron Vazquez	4	0	0	0	0	0
27	Jorge Lorenzo	4	0	0	0	0	0
TEAM TOTALS		9	43	30	116	105	7

No.	Name	Min.	GA	GAA	Svs.	SOG	Sv%	W	L	T	SO
25	Marcos Lorenzo	625	13	1.87	29	42	.690	7	1	0	1
0	Jareth Sandoval Mendoza	120	10	7.50	11	21	.524	0	1	0	0
55	Cesar Nunez Zapata	55	1	1.64	2	3	.667	0	0	0	0
TEAM TOTALS		800	24	2.70	42	66	.636	7	2	0	1

PROUD SPONSOR OF THE WIAA/ RURAL MUTUAL SPORTSMANSHIP AWARD



*“When you’re faced with a challenge,
how you respond determines the real winner.”*

Rural Mutual Insurance has been a sponsor of the WIAA/Rural Mutual Insurance Sportsmanship Award since it was started in 1965.

We believe there’s something more important than just winning or losing a tournament. We believe that the team, school, and fans who support their athletes with dignity and class are the true champions.



Visit us to learn more at www.RuralMutual.com/wiaa



Sportsmanship – The Essence of Sport

While the athletes on the field compete for championship honors, another award will be presented after the 2020 State Tournament that is equally important, and involves all the teams, schools and communities represented at the tournament. It's the WIAA Sportsmanship Award sponsored by Rural Mutual Insurance Companies. One school will be named recipient of this prestigious award as our crowd control personnel, tournament management, WIAA staff and contest officials observe the coaches, players and fans during the tournament.

Sportsmanship is fundamental to WIAA interscholastic programs. When athletes compete with energy and good sportsmanship, and are supported by fans and friends with enthusiasm in a positive manner, the state tournament experience is enhanced for all. In the past, the following schools have been honored for the WIAA/Rural Insurance Sportsmanship award at the State Boys Championships. Here's hoping your school can add its name to the list.



PAST BOYS SPORTSMANSHIP WINNERS

2019 - Northland Pines - Honorable mention: McFarland

2018 - McFarland - Honorable mention: Amery, Baldwin-Woodville, Cedarburg, Holmen, Kettle Moraine Lutheran, Marquette University H.S., New Berlin Eisenhower and Plymouth

2017 - Madison West - Honorable mention: Amery

2016 - Rice Lake - Honorable mention: Middleton, New Richmond, Phillips, Sheboygan County Christian/Area Lutheran and Waukesha West

2015 - Rice Lake - Honorable mention: Arrowhead, Barron, Grafton, Kimberly, Madison West, Marquette University H.S., Racine Saint Catherine's, River Falls, Sturgeon Bay and University School of Milwaukee

2014 - Menomonee Falls - Honorable mention: Barron, Delavan-Darien, Eau Claire Memorial, Luxemburg-Casco, Rice Lake and Sturgeon Bay

2013 - Ashland - Honorable mention: Barron, Green Bay Preble, Madison West, Marshfield, Pewaukee and Sturgeon Bay

2012 - Mount Horeb - Honorable mention: Aquinas, Eau Claire Memorial, Kenosha Bradford and Neenah

2011 - Elkhorn Area - Honorable mention: Brookfield East, Catholic Memorial, Chippewa Falls and Newman Catholic

2010 - Aquinas - Honorable mention: Brookfield East, De Pere, Mount Horeb, Newman Catholic and Waukesha West

2009 - Fox Valley Lutheran - Honorable mention: Arrowhead, Catholic Memorial, De Pere, Kenosha Tremper, Madison Edgewood, Marquette University H.S., McDonell Central/Regis, Racine Saint Catherine's, Sparta and Winnebago Lutheran Academy

2008 - Columbus - Honorable mention: Green Bay Preble, Madison West, McDonell Central/Regis, New Holstein and University School of Milwaukee

2007 - Notre Dame - Honorable mention: Catholic Memorial, De Pere, Grafton, Hudson, Kenosha Tremper and McDonell/Regis

2006 - Cedar Grove-Belgium - Honorable mention: Kaukauna

2005 - Onalaska - Honorable mention: Chippewa Falls, Madison Memorial, New Holstein and Saint Mary Central

2004 - Saint Mary Central - Honorable mention: Fond du Lac, New Holstein, Onalaska and The Prairie School

2003 - Central Wisconsin Christian - Honorable mention: Racine Horlick, The Prairie School, Wausau West and Xavier

2002 - Sheboygan County Christian

2001 - Sheboygan County Christian - Honorable mention: Muskego and Wisconsin Rapids Lincoln

2000 - Wausau West

1999 - De Pere - Honorable mention: Appleton East

1998 - Hudson

1997 - Northland Pines - Honorable mention: West Allis Hale

1996 - Wausau West

1995 - Oregon



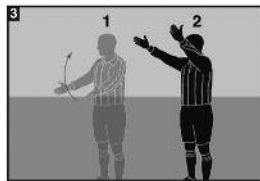
NFHS OFFICIAL SOCCER SIGNALS



1
Direct free kick
(Point in direction of kick)



2
Indirect free kick



3
Play On



4
Timeout



5
Wind-up to start clock




6
Penalty kick
(Point to spot)
Goal Kick
(Point to goal area)



7
Caution/
Ejection



8
Corner kick
(Point to corner)



9
Goal

PlayPic® PlayPics courtesy of REFEREE



ASSISTANT REFEREE SIGNALS



10
Throw-in
(The flag should not be brought across the body. Appropriately, the flag should be switched to the appropriate hand.)



11
Substitution
(Hold the flag above the head as shown until acknowledged by the referee, then return the flag to the side.)



12
Foul
(1. Hold the flag vertically until acknowledged by the referee; 2. Wave flag; 3. Point the flag in the direction where the free kick will take place.)



13
Corner kick
(Assistant referee should point to the nearest corner.)



14
Goal kick
(Assistant referee should point to the goal area.)



15
Stop play - Offside
(Assistant referee should indicate he/she has seen an offside with the right arm.)



16
Offside free kick
(When the referee stops play, the assistant referee indicates position on the far side of the field.)



17
Offside free kick
(When the referee stops play, the assistant referee indicates position near the center of the field.)



18
Offside free kick
(When the referee stops play, the assistant referee indicates position on the near side of the field.)

PlayPic® PlayPics courtesy of REFEREE



State Champions

Year	Schools	Champion (Coach)	Runner-up (Coach)	Score	Site
1982	60	Whitefish Bay (Willi Wessels)	Brookfield East (Allen Gusho)	2-0	Menomonee Falls
1983	71	Whitefish Bay (Willi Wessels)	Neenah (Harry Kelderman)	2-1 (OT)	Neenah
1984	78	Madison West (Steve Brown)	Brookfield Central (Rich Dorn)	2-2 (4-3 SO)	Neenah
1985	83	Neenah (Harry Kelderman)	Arrowhead (Dean Groth)	3-0	Neenah
1986	90	Neenah (Harry Kelderman)	Madison West (Jim Kuelbs)	0-0 (3-2 SO)	Neenah
1987	98	Madison West (Jim Kuelbs)	Brookfield East (Milan Vidakovich)	3-0	Neenah
1988	104	Madison West (Jim Kuelbs)	Waukesha South (Mark Schmechel)	2-1	Madison - Breese Stevens Field
1989	114	Cedarburg (Hayden Knight)	Brookfield East (Milan Vidakovich)	3-2	Madison - Breese Stevens Field
1990	125	Wauwatosa East (Tim Winn)	Madison West (Craig Carlson)	1-0	Madison - Breese Stevens Field
1991	132	Cedarburg (Hayden Knight)	Neenah (Harry Kelderman)	3-0	Madison - Breese Stevens Field
1992	134	1 - Brookfield Central (Richard Dorn)	Cedarburg (Hayden Knight)	3-0	Madison - Breese Stevens Field & Mansfield Stadium
		2 - Brown Deer (Andrew Maciejewski)	De Pere (Dale Rhodes)	2-1 (OT)	
1993	141	1 - Homestead (Thom Homann)	Brookfield East (Geoff Zeidler)	1-1 (3-2 SO)	Madison - Breese Stevens Field & Mansfield Stadium
		2 - De Pere (Dale Rhodes)	Grafton (Don Arnold)	3-1	
1994	141	1 - Whitefish Bay (Perviz Afsari)	Cedarburg (Hayden Knight)	2-1	Madison - Breese Stevens Field & Mansfield Stadium
		2 - Oostburg (Steve Herzog)	Delavan-Darien (Gene Cardinal)	1-1 (4-2 SO)	
1995	153	1 - Brookfield East (Geoff Zeidler)	Cedarburg (Hayden Knight)	3-2	Madison - Breese Stevens Field & Mansfield Stadium
		2 - Whitefish Bay (Perviz Afsari)	Greendale (Andrew Krupa)	1-1 (4-3 SO)	
1996	156	1 - Cedarburg (Hayden Knight)	Mukwonago (Mark Lambrecht)	3-1	Madison - Breese Stevens Field & Mansfield Stadium
		2 - Sauk Prairie (Mike Rauls)	Delavan-Darien (Bruce Mowery)	2-0	
1997	162	1 - Brookfield East (Bryan Yenor)	Menasha (Jim Nash)	4-3	Madison - Breese Stevens Field & Mansfield Stadium
		2 - Shorewood (Bohdan Nedlisky)	New Berlin Eisenhower (Mark Steinlein)	2-1	
1998	165	1 - Wauwatosa East (Steven Millen)	Homestead (Thom Homann)	0-0 (6-5 SO)	Madison - Breese Stevens Field & Mansfield Stadium
		2 - Oregon (Greg Ninneman)	Delavan-Darien (Bruce Mowery)	3-2	
1999	176	1 - Homestead (Rich Dorn)	Brookfield East (Bryan Yenor)	1-0	Madison - Breese Stevens Field & Mansfield Stadium
		2 - Waunakee (Tok Kim)	Grafton (Don Arnold)	2-0	
2000	228	1 - Marquette University H.S. (Bob Spielmann)	Middleton (Ken Burghy)	2-0	Madison - Breese Stevens Field & Mansfield Stadium
		2 - Delavan-Darien (Bruce Mowery)	Notre Dame (Green Bay) (Abdul Nur)	2-1	
2001	232	1 - Marquette University H.S. (Bob Spielmann)	Racine Horlick (Jeff Levonian)	5-0	Madison - Breese Stevens Field & Mansfield Stadium
		2 - Notre Dame (Green Bay) (Abdul Nur)	Racine Saint Catherine's (Ben Lake)	3-2	
2002	235	1 - Marquette University H.S. (Bob Spielmann)	Eau Claire Memorial (George Oien)	4-0	Madison - Breese Stevens Field & Mansfield Stadium
		2 - Plymouth (Bruce McMyler)	Madison Edgewood (Mark Preston)	2-1 (OT)	
		3 - Sheboygan County Christian (Paul Ver Velde)	Aquinas (Mike Jacobs)	3-0	
2003	239	1 - Marquette University H.S. (Bob Spielmann)	Brookfield East (Bryan Yenor)	4-1	Milwaukee - Uihlein Soccer Park
		2 - Xavier (Nate Werner)	Whitefish Bay (Wally Ziaja)	4-2	
		3 - Sheboygan County Christian (Paul Ver Velde)	The Prairie School (Chris Dembiec)	3-0	
2004	240	1 - Middleton (Ken Burghy)	Marquette University H.S. (Bob Spielmann)	1-0	Milwaukee - Uihlein Soccer Park
		2 - Xavier (Nate Werner)	Shorewood (Carlos Gomez)	2-1	
		3 - The Prairie School (Chris Dembiec)	Saint Mary Central (Gary Kruger)	3-0	
2005	246	1 - Marquette University H.S. (Bob Spielmann)	Muskego (Bob Antholine)	3-1	Milwaukee - Uihlein Soccer Park
		2 - Slinger (Michael Martinich)	Delavan-Darien (Bruce Mowery)	2-0	
		3 - The Prairie School (Chris Dembiec)	Winnebago Lutheran Academy (David Haag)	3-1	
2006	250	1 - Madison Memorial (Ben Voss)	Brookfield East (Herbie Dundun)	2-0	Milwaukee - Uihlein Soccer Park
		2 - Xavier (Kasey Smith)	Grafton (Don Arnold)	2-1	
		3 - Thomas More (Tomislav Markovic)	Columbus (Jason Adams)	2-1	
2007	253	1 - Neenah (Harry Kelderman)	Marquette University H.S. (Steve Lawrence)	3-2 (OT)	Milwaukee - Uihlein Soccer Park
		2 - Notre Dame (Bob Rickards)	Catholic Memorial (John Bisswurm)	5-3	
		3 - Shoreland Lutheran (Daniel Hahm)	Wrightstown (Dennis Miller)	7-0	
2008	256	1 - Marquette University H.S. (Steve Lawrence)	Muskego (Eric Hess)	5-0	Milwaukee - Uihlein Soccer Park
		2 - Notre Dame (Bob Rickards)	Catholic Memorial (John Bisswurm)	3-2	
		3 - Columbus (Jason Adams)	McDonell Central/Regis (Tim Jenneman)	3-2	
2009	260	1 - Muskego (Eric Hess)	Madison Memorial (Ben Voss)	1-0 (2 OT)	Milwaukee - Uihlein Soccer Park
		2 - Fox Valley Lutheran (Erich Schaser)	Catholic Memorial (John Bisswurm)	1-0 (2 OT)	
		3 - Racine Saint Catherine's (Ben Lake)	Kohler (Scott Feltner)	1-0 (2 OT)	
2010	259	1 - Marquette University H.S. (Steve Lawrence)	Appleton North (Nate Werner)	3-2	Milwaukee - Uihlein Soccer Park
		2 - Catholic Memorial (John Bisswurm)	Fox Valley Lutheran (Erich Schaser)	3-2 (2 OT)	
		3 - The Prairie School (Corey Oakland)	Aquinas (Nate Schneider)	5-0	
2011	262	1 - Marquette University H.S. (Steve Lawrence)	Kettle Moraine (Greg Prospero)	6-0	Milwaukee - Uihlein Soccer Park
		2 - Mount Horeb (Mark Newman)	Catholic Memorial (John Bisswurm)	1-0	
		3 - The Prairie School (Corey Oakland)	Winnebago Lutheran Academy (David Haag)	5-2	
2012	263	1 - Marquette University H.S. (Steve Lawrence)	Kettle Moraine (Greg Prospero)	2-1	Milwaukee - Uihlein Soccer Park
		2 - Xavier (Kasey Smith)	Mount Horeb (Mark Newman)	3-0	
		3 - Saint Anthony (Jeff Serak)	Winnebago Lutheran Academy (David Haag)	4-1	
2013	262	1 - Muskego (Eric Hess)	Green Bay Preble (Christopher Becker)	2-2 (4-2 SO)	Milwaukee - Uihlein Soccer Park
		2 - Oregon (Kevin May)	Cedarburg (Patrick Sorensen)	0-0 (4-3 SO)	
		3 - Ashland (Anne Whiting)	Notre Dame de la Baie Academy (Bob Rickards)	1-0	
		4 - University School of Milwaukee (Jock Mutschler)	The Prairie School (Corey Oakland)	1-0	
2014	262	1 - Marquette University H.S. (Steve Lawrence)	Menomonee Falls (Scott Stein)	4-1	Milwaukee - Uihlein Soccer Park
		2 - Brookfield East (Herbie Dundun)	Cedarburg (Patrick Sorensen)	2-0	
		3 - Delavan-Darien (Mike Marse)	Mount Horeb (Mark Newman)	3-1	
		4 - The Prairie School (Corey Oakland)	Saint Thomas More (Kevin Dineen)	2-0	
2015	263	1 - Marquette University H.S. (Steve Lawrence)	Arrowhead (Jeff Staus)	5-2	Milwaukee - Uihlein Soccer Park
		2 - Whitefish Bay (Jeff Worzella)	Cedarburg (Patrick Sorensen)	1-0	
		3 - Mount Horeb (Mark Newman)	Rice Lake (Shawn Gilbert)	1-0	
		4 - Sturgeon Bay (Todd Maas)	University School of Milwaukee (Jock Mutschler)	2-0	
2016	272	1 - Marquette University H.S. (Steve Lawrence)	Green Bay Preble (Christopher Becker)	1-0	Milwaukee - Uihlein Soccer Park
		2 - Whitefish Bay (Rob Dubinski)	Elkhorn Area (BZ Kayser)	4-0	
		3 - Delavan-Darien (Mike Marse)	Mount Horeb (Mark Newman)	2-1	
		4 - Racine Saint Catherine's (Ben Lake)	Winnebago Lutheran Academy (David Haag)	4-2	
2017	273	1 - Marquette University H.S. (Steve Lawrence)	Arrowhead (Jeff Staus)	2-1	Milwaukee - Uihlein Soccer Park
		2 - Whitefish Bay (Rob Dubinski)	Oregon (Kevin May)	6-1	
		3 - Mount Horeb (Mark Newman)	Delavan-Darien (Mike Marse)	2-1	
		4 - The Prairie School (Corey Oakland)	Sturgeon Bay (Todd Maas)	1-0	
2018	273	1 - Marquette University H.S. (Steve Lawrence)	Hamilton (Steve Provan)	3-0	Milwaukee - Uihlein Soccer Park
		2 - Oregon (Chris Mitchell)	New Berlin Eisenhower (Neil Dombrowski)	3-1	
		3 - Pius XI Catholic (Hansi Herzog)	McFarland (Brett Ogorzalek)	3-1	
		4 - University School of Milwaukee (Jock Mutschler)	Amery (Flint Karis)	2-1	
2019	273	1 - Verona Area (Chris Handrick)	Neenah (Brian Ross)	2-0	Milwaukee - Uihlein Soccer Park
		2 - Brookfield Central (Daniel Makal)	Brookfield East (Eric Hess)	1-1 (8-7 SO)	
		3 - Shorewood (Kyle Konkol)	McFarland (Brett Ogorzalek)	2-1	
		4 - Sturgeon Bay (Todd Maas)	The Prairie School (Corey Oakland)	2-1 (OT)	



Team Performance History

Amery (2) – 2017-3 (0-1), 2018-4 (1-1)
Appleton East (4) – 1984 (0-1-1), 1995-1 (1-1), 1997-1 (0-1), 1999-1 (0-1)
Appleton North (1) – 2010-1 (2-1)
Appleton West (3) – 1989 (0-1), 2002-1 (0-1), 2003-1 (0-1)
Aquinas (3) – 2002-3 (0-1-1), 2010-3 (1-1), 2012-3 (0-1)
Arrowhead (6) – 1985 (2-1), 2004-1 (0-1), 2009-1 (1-1), 2013-1 (0-1), 2015-1 (1-1), 2017-1 (1-1)
Ashland (1) – 2013-3 (2-0)
Ashwaubenon (1) – 1988 (0-1)
Badger (3) – 1990 (0-1), 1991 (0-1), 1993-1 (0-1)
Baldwin-Woodville (1) – 2018-3 (0-1)
Barron (3) – 2013-4 (0-1), 2014-4 (0-1), 2015-4 (0-1)
Bay Port (1) – 1992-1 (0-1)
Belleville/New Glarus (1) – 2004-3 (0-1)
Beloit Memorial (1) – 2014-1 (0-0-1)
Brookfield Central (9) – 1984 (2-0-1#), 1988 (1-1), 1991 (1-1), 1992-1 (3-0), 1994-1 (0-0-1), 1996-1 (1-0-1), 2001-1 (0-1), 2016-1 (0-1), 2019-2 (2-0)
Brookfield East (18) – 1982 (2-1), 1986 (0-1-1), 1987 (2-1), 1989 (2-0-1#), 1990 (1-0-1), 1993-1 (2-0-1#), 1995-1 (3-0), 1997-1 (3-0), 1999-1 (2-1), 2000-1 (1-1), 2003-1 (2-1), 2005-1 (1-1), 2006-1 (2-1), 2010-1 (1-1), 2011-1 (0-1), 2012-1 (1-1), 2014-2 (2-0), 2019-2 (1-1)
Brown Deer (3) – 1991 (0-1), 1992-2 (2-0), 1993-2 (0-1)
Catholic Memorial (7) – 2003-2 (0-1), 2006-2 (0-1), 2007-2 (1-1), 2008-2 (1-1), 2009-2 (1-1), 2010-2 (2-0), 2011-2 (1-1)
Cedar Grove-Belgium (1) – 2006-3 (0-1)
Cedarburg (12) – 1988 (0-1), 1989 (2-0-1*), 1990 (0-1), 1991 (3-0), 1992-1 (2-1), 1994-1 (2-1), 1995-1 (2-1), 1996-1 (3-0), 2013-2 (1-1#), 2014-2 (1-1), 2015-2 (1-1), 2018-2 (0-1)
Central Wisconsin Christian (2) – 2003-3 (0-1), 2011-3 (0-1)
Chippewa Falls (2) – 2005-1 (0-1), 2011-1 (0-1)
Columbus (3) – 2006-2 (1-1), 2007-3 (0-1), 2008-3 (1-0-1)
Columbus Catholic (1) – 2006-3 (0-1)
De Pere (7) – 1992-2 (1-1), 1993-2 (2-0), 1995-2 (0-1), 1999-2 (0-1), 2007-1 (0-1), 2009-1 (0-1-1), 2010-1 (0-1)
DeForest (1) – 1993-2 (0-1)
Delavan-Darien (9) – 1994-2 (1-1-1#), 1996-2 (1-1) (2), 1998-2 (1-1), 1999-2 (0-1), 2000-2 (2-0), 2005-2 (1-1), 2014-3 (2-0), 2016-3 (2-0), 2017-3 (1-1)
Dodgeville/Mineral Point (1) – 2008-2 (0-1)
Eau Claire Memorial (11) – 1999-1 (0-1), 2001-1 (1-1), 2002-1 (2-1), 2004-1 (0-1), 2008-1 (0-1), 2009-1 (0-0-1), 2010-1 (1-1), 2012-1 (0-1), 2014-1 (0-1), 2017-1 (0-1), 2019-1 (0-1)
Elkhorn Area (3) – 2011-1 (0-1), 2016-2 (1-1), 2019-2 (0-1)
Fond du Lac (2) – 2004-1 (0-1-1), 2005-1 (0-1)
Fox Valley Lutheran (3) – 2009-2 (2-0), 2010-2 (1-1), 2011-2 (0-1)
Grafton (7) – 1993-2 (1-1), 1998-2 (0-1), 1999-2 (1-1), 2000-2 (0-1), 2006-2 (1-1), 2007-2 (0-1), 2015-3 (0-0-1)
Green Bay East (1) – 1990 (0-1)
Green Bay Preble (10) – 1998-1 (0-1), 2001-1 (0-1-1), 2002-1 (0-1-1), 2003-1 (0-1), 2005-1 (0-0-1), 2008-1 (0-1), 2011-1 (0-1), 2013-1 (1-1#), 2016-1 (1-1), 2018-1 (0-1)
Green Bay Southwest (4) – 1993-1 (0-0-1), 1994-1 (0-1), 1996-1 (0-0-1), 2004-1 (0-0-1)
Greendale (1) – 1995-2 (1-0-1#)
Hamilton (1) – 2018-1 (1-1)
Hartford Union (1) – 2009-1 (0-1)
Holmen (1) – 2018-2 (0-1)
Homestead (6) – 1982 (0-1), 1986 (0-1), 1993-1 (2-0-1*), 1998-1 (2-0-1#), 1999-1 (3-0), 2008-1 (1-1)
Hudson (9) – 1985 (0-1), 1986 (0-1), 1987 (0-1), 1989 (0-1), 1993-1 (0-1-1), 1994-1 (0-1), 1998-1 (0-1), 2006-1 (0-1), 2007-1 (0-1)
Janesville Craig (1) – 2006-1 (1-1)

Kaukauna (1) – 2006-1 (0-1)
Kenosha Bradford (3) – 1982 (0-1), 2010-1 (0-1), 2012-1 (1-1)
Kenosha Tremper (8) – 1984 (1-1), 1990 (0-1), 1992-1 (0-1), 2000-1 (0-1), 2003-1 (0-1), 2007-1 (0-1), 2009-1 (0-1), 2019-1 (0-1)
Kettle Moraine (3) – 2007-1 (0-1), 2011-1 (2-1), 2012-1 (2-1)
Kettle Moraine Lutheran (1) – 2018-4 (0-1)
Kimberly (3) – 1983 (0-1), 2012-1 (0-1), 2015-1 (0-1)
Kohler (2) – 2009-3 (1-1), 2017-4 (0-1)
Lake Mills (1) – 2019-4 (0-1)
Luxemburg-Casco (1) – 2014-3 (0-1)
Madison East (1) – 2006-1 (0-1)
Madison Edgewood (2) – 2002-2 (1-1), 2009-2 (0-1)
Madison Memorial (5) – 1982 (1-1), 1992-1 (1-1), 2005-1 (0-1), 2006-1 (3-0), 2009-1 (2-1)
Madison West (15) – 1983 (1-0-1), 1984 (2-0-1*), 1985 (0-1), 1986 (2-0-1#), 1987 (3-0), 1988 (3-0), 1990 (1-1-1), 1991 (1-1), 1997-1 (0-0-2), 1999-1 (1-1), 2001-1 (0-0-1), 2008-1 (0-1), 2013-1 (0-1), 2015-1 (0-1), 2017-1 (0-1)
Marquette University H.S. (18) – 2000-1 (3-0), 2001-1 (3-0), 2002-1 (3-0), 2003-1 (3-0), 2004-1 (2-1), 2005-1 (3-0), 2006-1 (0-1), 2007-1 (2-1), 2008-1 (3-0), 2009-1 (0-1), 2010-1 (3-0), 2011-1 (3-0), 2012-1 (3-0), 2014-1 (2-0), 2015-1 (2-0), 2016-1 (2-0), 2017-1 (2-0), 2018-1 (2-0)
Marshfield (1) – 2013-2 (0-1)
McDonnell Central/Regis (4) – 2007-3 (0-1), 2008-3 (0-1-1), 2009-3 (0-1), 2017-4 (0-1)
McFarland (3) – 2013-3 (0-1), 2018-3 (1-1), 2019-3 (1-1)
Menasha (2) – 1987 (1-1), 1997-1 (1-1-1)
Memomonee Falls (1) – 2014-1 (0-1-1)
Middleton (13) – 1989 (0-1-1), 1993-1 (0-1), 1994-1 (1-1), 1996-1 (0-1), 1998-1 (0-1), 2000-1 (2-1), 2002-1 (1-1), 2003-1 (1-1), 2004-1 (3-0), 2007-1 (1-1), 2010-1 (0-1), 2011-1 (1-1), 2016-1 (0-1)
Milton (3) – 2002-1 (0-1), 2008-1 (1-1), 2015-2 (0-1)
Milwaukee Custer (1) – 1982 (0-1)
Milwaukee Hamilton (2) – 1982 (0-1), 1984 (0-0-1)
Milwaukee King (1) – 1984 (0-1)
Milwaukee South (2) – 1983 (1-0-1), 1986 (1-1)
Monona Grove (3) – 1994-2 (0-1), 2001-2 (0-1), 2004-2 (0-1)
Mount Horeb (7) – 2010-2 (0-1), 2011-2 (2-0), 2012-2 (1-1), 2014-3 (1-1), 2015-3 (1-0-1), 2016-3 (1-1), 2017-3 (2-0)
Mukwonago (6) – 1994-1 (1-1), 1995-1 (0-1), 1996-1 (1-1-1), 1997-1 (1-1), 1998-1 (1-1), 1999-1 (0-1)
Muskego (7) – 1989 (0-1), 2001-1 (0-1), 2004-1 (0-1), 2005-1 (2-1), 2008-1 (2-1), 2009-1 (3-0), 2013-1 (2-0*)
Neenah (17) – 1982 (1-1), 1983 (2-1), 1984 (0-1), 1985 (3-0), 1986 (2-0-1*), 1988 (0-1), 1990 (1-1), 1991 (2-1), 1992-1 (1-1), 1995-1 (1-1), 1996-1 (0-1), 2006-1 (1-1), 2007-1 (3-0), 2008-1 (0-1), 2011-1 (1-1), 2012-1 (0-1), 2019-1 (1-1)
New Berlin Eisenhower (2) – 1997-2 (1-1), 2018-2 (1-1)
New Berlin West (1) – 1992-2 (0-1)
New Holstein (3) – 2004-3 (0-1), 2005-3 (0-1), 2008-3 (0-0-1)
New Richmond (3) – 2016-2 (0-1), 2017-2 (0-1), 2019-2 (0-1)
Newman Catholic (3) – 2003-3 (0-1), 2010-3 (0-1), 2011-3 (0-1)
Nicolet (5) – 1983 (0-1), 1984 (0-1), 1985 (1-1), 1987 (0-1), 1997-1 (0-1)
Northland Pines (8) – 1994-2 (0-1), 1996-1 (0-1), 1997-2 (0-1), 1998-2 (0-1), 2002-2 (0-1), 2003-2 (0-1), 2007-2 (0-1), 2019-4 (0-1)
Notre Dame de la Baie Academy (Green Bay) (8) – 2000-2 (1-1), 2001-2 (2-0), 2002-2 (0-0-1), 2007-2 (2-0), 2008-2 (2-0), 2012-2 (0-1), 2013-3 (1-1), 2015-3 (0-1)
Onalaska (2) – 2004-2 (0-1), 2005-2 (0-1)
Oostburg (2) – 1994-2 (1-0-1*), 2012-3 (0-1)
Oregon (9) – 1989 (0-0-1), 1995-1 (0-1), 1997-2 (0-1), 1998-2 (2-0), 2012-1 (0-1), 2013-2 (2-0*), 2014-2 (0-1), 2017-2 (0-1-1), 2018-2 (2-0)

Pewaukee (3) – 2008-2 (0-1), 2012-2 (0-1), 2013-3 (0-1)
Phillips (1) – 2016-4 (0-1)
Pius XI Catholic (2) – 2000-1 (0-1), 2018-3 (2-0)
Platteville (1) – 2006-2 (0-1)
Plymouth (5) – 2000-1 (0-1), 2002-2 (1-0-1), 2010-2 (0-1), 2017-3 (0-1), 2018-3 (0-1)
Pulaski (1) – 2014-2 (0-1)
Racine Case (3) – 1992-1 (0-1), 1995-1 (0-1), 1996-1 (0-1-1)
Racine Horlick (12) – 1983 (0-1), 1985 (0-1), 1986 (0-0-1), 1987 (0-1), 1988 (1-0-1), 1993-1 (0-1), 1994-1 (0-1), 2001-1 (2-1), 2002-1 (0-1), 2003-1 (1-1), 2004-1 (1-1), 2005-1 (0-0-1)
Racine Park (1) – 1991 (0-1)
Racine Saint Catherine's (5) – 2001-2 (1-1), 2002-3 (0-0-1), 2009-3 (2-0), 2015-4 (0-1), 2016-4 (2-0)
Rice Lake (4) – 2014-3 (0-1), 2015-3 (1-1), 2016-3 (0-1), 2019-3 (0-1)
River Falls (1) – 2015-2 (0-1)
Saint Anthony (1) – 2012-3 (2-0)
Saint Mary Central (2) – 2004-3 (1-1), 2005-3 (0-1)
Saint Thomas More (2) – 2006-3 (2-0), 2014-4 (1-1)
Sauk Prairie (3) – 1992-2 (0-1), 1995-2 (0-1), 1996-2 (2-0)
Seymour (2) – 2016-3 (0-1), 2019-3 (0-1)
Sheboygan County Christian (3) – 2001-2 (0-1), 2002-3 (2-0), 2003-3 (2-0)
Sheboygan County Christian/Area Lutheran (1) – 2016-4 (0-1)
Sheboygan North (1) – 1991 (0-1)
Shoreland Lutheran (1) – 2007-3 (2-0)
Shorewood (3) – 1997-2 (2-0), 2004-2 (1-1), 2019-3 (2-0)
Slinger (1) – 2005-2 (2-0)
Sparta (1) – 2009-2 (0-1)
Sturgeon Bay (8) – 2010-3 (0-1), 2011-2 (0-1), 2013-4 (0-1), 2014-4 (0-1), 2015-4 (2-0), 2017-4 (1-1), 2018-4 (0-1), 2019-4 (2-0)
Sun Prairie (1) – 2018-1 (0-1)
The Prairie School (9) – 2003-3 (1-1), 2004-3 (2-0), 2005-3 (2-0), 2010-3 (2-0), 2011-3 (2-0), 2013-4 (1-1), 2014-4 (2-0), 2017-4 (2-0), 2019-4 (1-1)
University School of Milwaukee (4) – 2008-3 (0-0-1), 2013-4 (2-0), 2015-4 (1-1), 2018-4 (2-0)
Verona Area (1) – 2019-1 (3-0)
Waukesha North (2) – 1986 (0-1), 1987 (1-1)
Waukesha South (2) – 1985 (0-1), 1988 (1-1-1)
Waukesha West (4) – 2002-1 (0-0-1), 2010-1 (0-1), 2016-2 (0-1), 2017-2 (0-0-1)
Wauwatosa (1) – 1999-2 (2-0)
Wausau West (3) – 1996-1 (0-1), 2000-1 (1-1), 2003-1 (0-1)
Wauwatosa East (5) – 1987 (0-1), 1988 (0-1), 1989 (1-1), 1990 (3-0), 1998-1 (2-0-1*)
Wauwatosa West (2) – 1983 (1-1), 2007-1 (1-1)
West Allis Hale (3) – 1997-1 (0-0-1), 1998-1 (1-1), 1999-1 (1-1)
Whitefish Bay (14) – 1982 (3-0), 1983 (3-0), 1985 (1-1), 1992-1 (0-1), 1993-1 (1-1), 1994-1 (2-0-1), 1995-2 (1-0-1*), 1996-2 (0-1), 2000-2 (0-1), 2003-2 (1-1), 2013-2 (0-1), 2015-2 (2-0), 2016-2 (2-0), 2017-2 (2-0)
Winnebago Lutheran Academy (5) – 2005-3 (1-1), 2009-3 (0-1), 2011-3 (1-1), 2012-3 (1-1), 2016-4 (1-1)
Wisconsin Rapids Lincoln (6) – 1995-1 (0-1), 1997-1 (0-1), 1998-1 (0-1), 1999-1 (0-1), 2000-1 (0-1), 2001-1 (0-1)
Wrightstown (2) – 2002-3 (0-1), 2007-3 (1-1)
Xavier (5) – 2003-2 (2-0), 2004-2 (2-0), 2005-2 (0-1), 2006-2 (2-0), 2012-2 (2-0)

* - Champion determined by shootout

- Runner-up determined by shootout

Note: Began four divisions in 2013 with Division 1 playing semifinals and final.



State Tournament Records

Subject to available information

TEAM

GOALS (Game)

Division 1

- 7, Brookfield East vs. Badger (1993)
- 7, Brookfield Central vs. Ashwaubenon (1988)

Division 2

- 7, Whitefish Bay vs. Milton (2015)
- 7, Oostburg vs. Northland Pines (1994)

Division 3

- 7, McFarland vs. Rice Lake (2019)
- 7, Pius XI Catholic vs. Baldwin-Woodville (2018)
- 7, Shoreland Lutheran vs. Wrightstown (2007)

Division 4

- 8, The Prairie School vs. Lake Mills (2019)

GOALS (Tournament)

Division 1

3 Games

- 15, Marquette University H.S. (2011)

2 Games

- 8, Marquette University H.S. (2015)

Division 2

- 8, Whitefish Bay (2015)
- 8, Notre Dame de la Baie Academy (2007)
- 8, Xavier (2003)
- 8, Oostburg (1994)

Division 3

- 11, The Prairie School (2011)

Division 4

- 9, The Prairie School (2019)

ASSISTS (Game)

Division 1

- 5, Marquette University H.S. vs. Brookfield East (2010)
- 5, Marquette University H.S. vs. Kenosha Bradford (2010)
- 5, Marquette University H.S. vs. Muskego (2001)

Division 2

- 5, Whitefish Bay vs. Milton (2015)

Division 3

- 5, The Prairie School vs. Newman Catholic (2011)

Division 4

- 5, The Prairie School vs. Lake Mills (2019)
- 5, The Prairie School vs. McDonell Central Catholic (2017)

ASSISTS (Tournament)

Division 1

3 Games

- 13, Marquette University H.S. (2010)

2 Games

- 6, Marquette University H.S. (2018)

Division 2

- 6, Whitefish Bay (2016)
- 6, Whitefish Bay (2015)
- 6, Xavier (2012)
- 6, Notre Dame de la Baie Academy (2001)

Division 3

- 9, The Prairie School (2011)

Division 4

- 6, The Prairie School (2019)
- 6, The Prairie School (2017)

POINTS (Game)

Division 1

- 17, Marquette University H.S. vs. Brookfield East (2010)
- 17, Marquette University H.S. vs. Muskego (2001)

Division 2

- 19, Whitefish Bay vs. Milton (2015)

Division 3

- 18, Shoreland Lutheran vs. Wrightstown (2007)

Division 4

- 21, The Prairie School vs. Lake Mills (2019)

POINTS (Tournament)

Division 1

3 Games

- 38, Marquette University H.S. (2003), 14g/10a

2 Games

- 21, Marquette University H.S. (2015), 8g/5a

Division 2

- 22, Whitefish Bay (2015), 8g/6a

Division 3

- 31, The Prairie School (2011), 11g/9a

Division 4

- 24, The Prairie School (2019), 9g/6a

SAVES (Game)

Division 1

- 21, Racine Horlick vs. Mukwonago (1994)

Division 2

- 18, Oostburg vs. Delavan-Darien (1994)

Division 3

- 14, Rice Lake vs. Delavan-Darien (2014)

Division 4

- 11, Barron vs. St. Thomas More (2014)

SAVES (Tournament)

Division 1

3 Games

- 33, Whitefish Bay (1994)

2 Games

- 18, Green Bay Preble (2013)

Division 2

- 24, Oostburg (1994)

Division 3

- 16, Wrightstown (2007)

Division 4

- 14, Winnebago Lutheran Academy (2016)

FEWEST GOALS ALLOWED (Tournament)

Division 1

3 Games minimum

- 0, Marquette University H.S. (2018)
- 0, Muskego (2009)
- 0, Madison Memorial (2006)
- 0, Wauwatosa East (1998)
- 0, Cedarburg (1991)

2 Games minimum

- 0, Verona Area (2019)
- 0, Marquette University H.S. (2016)

Division 2 (2 Games minimum)

- 0, Whitefish Bay (2015)
- 0, Brookfield East (2014)
- 0, Mount Horeb (2011)
- 0, Sauk Prairie (1996)
- 0, Whitefish Bay (1995)

Division 3 (2 games minimum)

- 0, Ashland (2013)
- 0, The Prairie School (2010)
- 0, Racine Saint Catherine's (2009)
- 0, Sheboygan County Christian (2002)
- 0, Sheboygan County Christian (2003)
- 0, The Prairie School (2004)

Division 4 (2 games minimum)

- 0, The Prairie School (2014)
- 0, University School (2013)

Note: The State Tournament went from the three division format to the four division format with Division 1 teams playing only semifinals and final in 2013.

INDIVIDUAL

GOALS (Game)

Division 1

- 4, Brandon Dantone (Menomonee Falls) vs. Beloit Memorial (2014)

- 4, Patrick Hodan (Marquette University H.S.) vs. Kenosha Bradford (2010)

- 4, Scott Suprise (Neenah) vs. Kimberly (1983)

Division 2

- 4, Austin Weigman (Xavier) vs. Notre Dame de la Baie Academy (2012)

- 4, Brian Martin (Whitefish Bay) vs. Northland Pines (2003)

Division 3

- 4, Jaden Neumann (Mount Horeb) vs. Amery (2017)

Division 4

- 3, Max Yde (The Prairie School) vs. Lake Mills (2019)

- 3, Andrew Villarreal (Racine Saint Catherine's) vs. Winnebago Lutehran Academy (2016)

GOALS (Tournament)

Division 1

3 Games (thru 2012)

- 7, Patrick Hodan (Marquette University H.S.), 2011 (3 games)

2 Games

- 4, Brandon Dantone (Menomonee Falls) vs. Beloit Memorial (2014)

Division 2

- 5, Brian Martin (Whitefish Bay), 2003

Division 3

- 5, Jaden Neumann (Mount Horeb), 2017

Division 4

- 5, Andrew Villarreal (Racine Saint Catherine's), 2016

ASSISTS (Game)

Division 1

- 3, Alec Philippe (Marquette University H.S.) vs. Arrowhead (2015)

- 3, Tom Riley (Marquette University H.S.) vs. Brookfield East (2003)

- 3, Brian Petersdorf (Brookfield East) vs. Marquette University H.S. (2000)

- 3, Dennis Fadeski (Brookfield East) vs. Badger (1993)

Division 2

- 3, Jacob Hernandez (Xavier) vs. Notre Dame de la Baie Academy (2012)

Division 3

- 3, Tigrío Huerta (Delavan-Darien) vs. Rice Lake (2014)

- 3, Robbie Laing (The Prairie School) vs. Newman Catholic (2011)

- 3, Tyler Eickmeyer (Shoreland Lutheran) vs. Wrightstown (2007)

Division 4

- 4, Luis Garduno (The Prairie School) vs. Lake Mills (2019)

ASSISTS (Tournament)

Division 1

3 Games

- 4, Tom Riley (Marquette University H.S.), 2003

- 4, Sean Reti (Brookfield East), 1998

- 4, Dennis Fedeski (Brookfield East), 1993

- 4, Brian Dyke (Cedarburg), 1991

2 Games

- 3, Miguel Herrera (Marquette University H.S.), 2018

- 3, Alec Philippe (Marquette University H.S.), 2015

Division 2

- 4, Jacob Hernandez (Xavier), 2012

Division 3

- 4, Ivan Cuellar (Pius XI Catholic), 2018

- 4, Robbie Laing (The Prairie School), 2011

Division 4

- 4, Luis Garduno (The Prairie School), 2019

POINTS (Game)

Division 1

- 9, Patrick Hodan (Marquette University H.S.) vs. Kenosha Bradford (2010)-4g/1a

Division 2

- 8, Austin Weigman (Xavier) vs. Notre Dame de la Baie Academy (2012)-4g/0a

- 8, Brian Martin (Whitefish Bay) vs. Northland Pines (2003)-4g/0a

Division 3

- 8, Ivan Cuellar (Pius XI Catholic) vs. Baldwin-Woodville (2018)-3g/2a

- 8, Jaden Neumann (Mount Horeb) vs. Amery (2017)-4g/0a

Division 4

- 6, Max Yde (The Prairie School) vs. Lake Mills (2019)-3g/0a

(Continued on page 25)

State Tournament Records (Continued from page 24)

6, Andrew Villarreal (Racine Saint Catherine's) vs. Winnebago Lutheran Academy (2016)-3g/0a

POINTS (Tournament)

Division 1

3 Games

16, Patrick Hodan (Marquette University H.S.), 2011 - 7g/2a

2 Games

8, Brandon Datone (Menomonee Falls), 2014 - 4g/0a

Division 2

11, Tony Starnes (Notre Dame de la Baie Academy), 2007 - 4g/3a

Division 3

10, Jaden Neumann (Mount Horeb), 2017 - 5g/0a

Division 4

11, Andrew Villarreal (Racine Saint Catherine's), 2016-5g/1a

SAVES (Game)

Division 1

21, Matt Schmidt (Racine Horlick) vs. Mukwonago (1994)

Division 2

18, Bill DeKeyser (Oostburg) vs. Delavan-Darien (1994)

Division 3

14, Joe Thurston (Rice Lake) vs. Delavan-Darien (2014)

Division 4

11, Quinn Hargis (Barron) vs. Saint Thomas More (2014)

SAVES (Tournament)

Division 1

3 Games

33, Trevor Upton (Whitefish Bay), 1994

2 Games

18, Connor VanderLinden (Green Bay Preble), 2016
18, Jason Tauschek (Green Bay Preble), 2013

Division 2

24, Bill DeKeyser (Oostburg), 1994

Division 3

16, Chad Hansen (Wrightstown), 2007
16, Jon Mineau (Saint Mary Central), 2004

Division 4

14, Nick Paul (Winnebago Lutheran Academy), 2016

FEWEST GOALS ALLOWED (Tournament)

Division 1 (3 complete games min.)

3 Games minimum

0, Jeff Worzella (Wauwatosa East), 1998

0, Kyle Markgraf (Cedarburg), 1991

2 Games minimum

0, Nate Hanson (Verona Area), 2019

0, Joe Jochem (Marquette University H.S.), 2016

Division 2 (2 complete games min.)

0, John Sielaff (Mount Horeb), 2011

0, Sean Goodman (Sauk Prairie), 1996

0, Trevor Upton (Whitefish Bay), 1995

Division 3 (2 complete games min.)

0, Thomas Whiting (Ashland), 2013

0, Logan Ketterer (The Prairie School), 2010

0, Nick Moes (Racine Saint Catherine's), 2009

0, Jaime Lieberman (The Prairie School), 2004

0, Steve Huenink (Sheboygan County Christian), 2003

0, Steve Huenink (Sheboygan County Christian), 2002

Division 4 (2 complete games min.)

0, Trent Maas (Sturgeon Bay), 2015

0, Jack Wells (University School of Milwaukee), 2013

Note: The State Tournament went from the three division format to the four division format with Division 1 teams playing only semifinals and final in 2013. The Division 1 two games category only refers to the two-game tournaments.



2019 State Tournament Results

KOHLER Engines Stadium at Uihlein Soccer Park – Milwaukee – November 7-9, 2019

DIVISION 1 CHAMPIONSHIP

Verona Area 2, Neenah 0

GOALS BY PERIOD	1	2	Tot
Neenah	0	0	0
Verona Area	1	1	2
		N	VA
Shots		5	19
Corner Kicks		3	9
Saves		7	3

INDIVIDUAL SHOTS/SHOTS ON GOAL

N – Thomas Priest 2/0, Andrew Nasr 1/1, Bryce Henderson 1/1, Cristian Quinonez 1/1.

VA – Tavion McNuckle 2/1, Gannon Simonett 1/0, Eliot Popkewitz 3/2, Bennett Luttimen 1/0, Sam Abreu 3/2, Jonathan Gamez 5/2, Brooks Luttimen 1/1, Jack Knight 2/0, Diego Luna 0/0, Sam Lynch 1/1.

SCORING SUMMARY

(13:04) VA Eliot Popkewitz (Gannon Simonett); (86:09) VA Jonathan Gamez (unassisted)

GOALKEEPER

N – Ian Bogan (90:00) - Goals 2, Saves 7

VA – Nate Hanson (90:00) - Goals 0, Saves 2

Officials: Referee - Peter Bernardy; Assistant Referee - Jeff Jende and Rod Ottens

DIVISION 1 SEMIFINAL

Verona Area 3, Kenosha Tremper 0

GOALS BY PERIOD	1	2	Tot
Kenosha Tremper	0	0	0
Verona Area	1	2	3
		KT	VA
Shots		7	25
Corner Kicks		3	9
Saves		10	1

INDIVIDUAL SHOTS/SHOTS ON GOAL

KT – Vincent Bennage 2/0, Tyler Colon 2/0, Enrique Cook 2/0, Matt Thomsen 1/1.

VA – Gannon Simonett 4/2, Eliot Popkewitz 5/4,

Bennett Luttimen 5/2, Sam Abreu 1/0, Jack Knight 2/1, Diego Luna 1/0, Sam Lynch 2/0, Jack Heilman 1/1, Jorge Lagunes 3/2, Max Lynch 1/1.

SCORING SUMMARY

(9:38) VA Eliot Popkewitz (unassisted); (48:53) VA Jack Knight (Sam Abreu); (73:03) VA Gannon Simonett (Jack Knight)

GOALKEEPER

KT – Ben Wajerski (90:00) - Goals 3, Saves 9

VA – Nate Hanson (90:00) - Goals 0, Saves 0

Officials: Referee - James Friel; Assistant Referee - Barrett Britt and John Schrantz

DIVISION 1 SEMIFINAL

Neenah 4, Eau Claire Memorial 1

GOALS BY PERIOD	1	2	Tot
Eau Claire Memorial	0	1	1
Neenah	1	3	4
		ECM	N
Shots		9	9
Corner Kicks		3	4
Saves		2	3

INDIVIDUAL SHOTS/SHOTS ON GOAL

ECM – Jared Nunez 3/0, Ryder Woodworth 1/0, Will Whitis 1/0, Lu Shi Xiong 2/2, Garrett Woodford 1/1, Luke Rosenberger 1/1.

N – Thomas Priest 5/3, Zachary Ziegert 1/1, Andrew Nasr 1/0, Samuel Brazee 1/1, Cooper Moss 1/0, Team 0/1.

SCORING SUMMARY

(27:34) N Thomas Priest (Andrew Nasr); (53:13) N Samuel Brazee (unassisted); (61:51) N Thomas Priest (Andrew Nasr); (77:56) ECM Lu Shi Xiong (Will Hartman); (88:33) N Own Goal (unassisted)

GOALKEEPER

ECM – Scott Knowlton (90:00) - Goals 4, Saves 2

N – Ian Bogan (90:00) - Goals 1, Saves 3

Officials: Referee - David Irwin; Assistant Referee - Scott Irwin, Alex Hofsetter

DIVISION 2 CHAMPIONSHIP

Brookfield Central 1, Brookfield East 1

(Brookfield Central wins SO 8-7)

GOALS BY PERIOD	1	2	OT	ZOT	Tot
Brookfield Central	0	1	0	0	1
Brookfield East	1	0	0	0	1
			BC	BE	
Shots			13	18	
Corner Kicks			3	9	
Saves			5	5	

INDIVIDUAL SHOTS/SHOTS ON GOAL

BC – Matt Richter 1/1, Nick Piraino 2/2, Adam Hodges 3/1, Marcelo Garay 3/1, Silas Martens 1/0, George Kotsonis 1/0, Abe Regner 1/0, Shane Gosset 1/1.

BE – Jack Corbett 2/1, Jake Bingen 2/1, Keegan Mihm 7/1, Quincy Perry 2/2, Charlie Klimpel 1/0, Matt Andrusko 3/1; Dell Demby 1/0.

SCORING SUMMARY

(24:28) BE Jake Bingen (Matt Andrusko); (68:39) BC Shane Gosset (Silas Martens)

GOALKEEPER

BC – Colin Szymborski (110:00) - Goals 1, Saves 5

BE – Zach Dale (110:00) - Goals 1, Saves 5

Officials: Referee - Steve Van Deurzen; Assistant Referee - Jamie Michalkiewicz and Barry Puhl

DIVISION 2 SEMIFINAL

Brookfield East 4, New Richmond 1

GOALS BY PERIOD	1	2	Tot
Brookfield East	0	4	4
New Richmond	0	1	1
		BE	NR
Shots		19	7
Corner Kicks		12	1
Saves		0	6

INDIVIDUAL SHOTS/SHOTS ON GOAL

BE – Jack Corbett 2/2, Keegan Mihm 1/0, Nick

(Continued on page 26)

2019 State Tournament Results (Continued from page 25)

Prondzinski 2/0, Quincy Perry 1/1, Charlie Klimpel 1/0, Beran Evran 1/0, Matt Andrusko 3/1, Jamie Wilson 2/1, Faiz Ahmed 3/3, Dell Demby 2/0, Zach Yiannias 1/1, Team 0/1.

NR – Cohan Hare 1/0, Jack Stuedemann 2/0, Joe Casey 1/0, Andrew Johnson 2/1, Ryan Anderson 1/0.

SCORING SUMMARY

(46:35) BE Jack Corbett (Nick Prondzinski); (48:45) NR Andrew Johnson (David Miller); (57:10) BE Own Goal (unassisted); (62:32) BE Jack Corbett (unassisted); (78:19) BE Faiz Ahmed (Jamie Wilson)

GOALKEEPER

BE – Zach Dale (84:13) - Goals 1, Saves 0; Anant Jhaveri (1:51) - Goals 0, Saves 0; Alex Nelson (3:55) - Goals 0, Saves 0

NR – Carter Melby (87:03) - Goals 4, Saves 4; Simon Neblich (2:38) - Goals 0, Saves 0; Malaki Pethes (0:18) - Goals 0, Saves 1

Officials: Referee - Jaime Phillips; Assistant Referee - Paul DeGrave and Pete Ledvina

DIVISION 2 SEMIFINAL

Brookfield Central 2, Elkhorn Area 1

GOALS BY PERIOD	1	2	Tot
Brookfield Central	0	2	2
Elkhorn Area	1	0	1
	BC	EA	
Shots	14	11	
Corner Kicks	5	2	
Saves	3	9	

INDIVIDUAL SHOTS/SHOTS ON GOAL

BC – John Bochenczak 2/1, Matt Richter 1/1, Nick Piraino 3/2, Adam Hodges 1/0, Marcelo Garay 3/3, Silas Martens 1/1, George Kotsonis 1/1, Andrew Rhode 2/2.

EA – Ben Vogel 1/1, Alec Birbaum 2/0, Luis Roman 1/0, Ariel Mora 2/0, Luke Schoeneberg 5/3.

SCORING SUMMARY

(44:38) EA Luke Schoeneberg (unassisted); (74:32) BC Marcelo Garay (unassisted); 88:03 (BC) John Bochenczak (Matt Richter)

GOALKEEPER

BC – Colin Szymborski (44:38) - Goals 1, Saves 2; Simon Brown (45:22) - Goals 0, Saves 1

Officials: Referee - Eric Bayer; Assistant Referee - Lionel Kimmel and Jay Koebert

DIVISION 3 CHAMPIONSHIP

Shorewood 2, McFarland 1

GOALS BY PERIOD	1	2	Tot
McFarland	1	0	1
Shorewood	1	1	2
	M	S	
Shots	19	5	
Corner Kicks	4	1	
Saves	1	3	

INDIVIDUAL SHOTS/SHOTS ON GOAL

M – Ian Loss 3/0, Ethan Nichols 6/2, Jackson Werwinski 2/0, Vince Seils 1/0, Mason Brown 3/1, Jake Sampson 3/0, Zach Nichols 1/1.

S – Denis Krioutchenkov 3/1, Liam Martin 1/1, Hopper Planey 1/1.

SCORING SUMMARY

(2:42) M Ethan Nichols (unassisted) (44:04) S Hopper Planey (Austin Gayle); (86:16) S Liam Martin (unassisted)

GOALKEEPER

M – Matt Schutt (90:00) - Goals 2, Saves 13

S – Ben Lichtenstein (90:00) - Goals 1, Saves 3

Officials: Referee - Mark Herdeman; Assistant Referee - Erin Frias and Jason Bettin

DIVISION 3 SEMIFINAL

McFarland 7, Rice Lake 2

GOALS BY PERIOD	1	2	Tot
McFarland	2	5	7
Rice Lake	0	2	2
	M	RL	
Shots	21	5	
Corner Kicks	13	3	
Saves	2	6	

INDIVIDUAL SHOTS/SHOTS ON GOAL

M – Ethan Nichols 5/3, Jackson Werwinski 1/0, Brett Connor 1/0, Vince Seils 4/2, Mason Brow, Max Binger 2/1, Zach Nichols 4/3, Grant Newcomer 2/2, Jake Sampson 1/1, Jack Bartzan 1/1.

RL – Louis Larson 2/2, Parker Bowman 1/1, Kolbjorn Ahlberg 2/1.

SCORING SUMMARY

(9:21) M Ethan Nichols (unassisted); (34:12) M Ethan Nichols (Zach Nichols); (47:59) M Zach Nichols (Vince Seils); (58:42) M Jake Sampson (unassisted); (67:35) M Zach Nichols (unassisted); (74:23) M Grant Newcomer (unassisted); (82:10) RL Louis Larson (corner kick); (86:49) RL Parker Bowman (Ben Kemp); (88:39) M Jack Bartzan (Bryce Flemming)

GOALKEEPER

M – Matt Schutt (78:08) - Goals 0, Saves 2; Austin Miller (11:52) - Goals 2, Saves 0

RL – Zach Holmstrom (90:00) - Goals 7, Saves 6

Officials: Referee - Thomas Rosenow; Assistant Referee - Parker LeMire and Corey Beecher

DIVISION 3 SEMIFINAL

Shorewood 2, Seymour 1

GOALS BY PERIOD	1	2	Tot
Seymour	0	1	1
Shorewood	1	1	2
	SE	SH	
Shots	17	14	
Corner Kicks	10	3	
Saves	5	5	

INDIVIDUAL SHOTS/SHOTS ON GOAL

SE – Josh Prewitt 1/0, Garrett Wendorf 4/2, Keven Sosa-Lassila 3/0, Teig Driessen 6/2, Rhett Driessen 1/1, Shane Doxtator 1/0, Pace Jefferson 1/1.

SH – Will O'Connor 1/1, Denis Krioutchenkov 4/1, Liam Martin 2/2, Austin Gayle 6/3, Sajen Hardrath 1/0.

SCORING SUMMARY

(44:33) SH Austin Gayle (unassisted); (49:20) SE Pace Jefferson (unassisted); (51:11) SH Austin Gayle (unassisted)

GOALKEEPER

SE – Tyler VandeCorput (90:00) - Goals 2, Saves 5

SH – Ben Lichtenstein (90:00) - Goals 1, Saves 5

Officials: Referee - David Grable; Assistant Referee - Mariel Bohnsack and Aaron Duke

DIVISION 4 CHAMPIONSHIP

Sturgeon Bay 2, The Prairie School 1 (2OT)

GOALS BY PERIOD	1	2	OT	2OT	Tot
Sturgeon Bay	1	0	0	1	2
The Prairie School	1	0	0	0	1
	SB	TPS			
Shots	13	16			
Corner Kicks	12	4			
Saves	4	5			

INDIVIDUAL SHOTS/SHOTS ON GOAL

SB – Trey Maas 1/0, Eli Dietzel 1/1, Spencer Hubbard 2/1, Carson Dvorak 4/2, CJ Fairchild 3/2, Owen Stevenson 2/1.

TPS – Jason Frosch 1/0, Francesco Quattrone 3/0, Caden Holum 2/1, Nicholas Hawkins 4/2, Max Yde 3/1, Luis Garduno 2/1, Tommy Bode 1/0.

SCORING SUMMARY

(27:32) TPS Max Yde (Nicholas Hawkins); 40:24 SB Eli Dietzel (corner kick); (107:39) SB Carson Dvorak (CJ Fairchild)

GOALKEEPER

SB – Joe Wind (110:00) - Goals 1, Saves 4

TPS – Devin Stoltenberg (110:00) - Goals 2, Saves 5

Officials: Referee - Dean Gumz; Assistant Referee - Trevin Popp and Elliott Bujan

DIVISION 4 SEMIFINAL

The Prairie School 8, Lake Mills 0

GOALS BY PERIOD	1	2	Tot
Lake Mills	0	0	0
The Prairie School	2	6	8
	LM	TPS	
Shots	7	26	
Corner Kicks	6	5	
Saves	9	4	

INDIVIDUAL SHOTS/SHOTS ON GOAL

LM – Drew Stoddard 1/0, John Wilke 5/4, Brayden Ciesiolka 1/0.

TPS – Jason Frosch 5/2, Caden Holum 2/1, Nicholas Hawkins 5/3, Max Yde, Luis Garduno 3/2, Anfinn Chilsen 2/1, Finnian Peterson 1/1, Cameron McPhee 1/1, Eric Morocco 1/1, Team 0/1.

SCORING SUMMARY

(10:28) TPS Own Goal (unassisted); (12:51) TPS Max Yde (unassisted); (59:54) TPS Caden Holum (unassisted); (61:59) TPS Jason Frosch (Luis Garduno); (67:04) TPS Cameron McPhee (Luis Garduno); (68:06) TPS Jason Frosch (Luis Garduno); (71:07) TPS Max Yde (Tommy Bode); (73:28) TPS Max Yde (Luis Garduno)

GOALKEEPER

LM – Connor Dean (90:00) - Goals 8, Saves 9

TPS – Devin Stoltenberg (90:00) - Goals 0, Saves 4

Officials: Referee - Mike Murphy; Assistant Referee - Jon Payne and Touly Moua

DIVISION 4 SEMIFINAL

Sturgeon Bay 5, Northland Pines 1

GOALS BY PERIOD	1	2	Tot
Northland Pines	1	0	1
Sturgeon Bay	3	2	5
	NP	SB	
Shots	2	18	
Corner Kicks	1	9	
Saves	6	1	

INDIVIDUAL SHOTS/SHOTS ON GOAL

NP – Bjorn Luebke 1/0, Mason Hogenmiller 1/1, Team 0/1.

SB – Ben DeNamur 1/1, Trey Maas 1/0, Ben Luders 1/1, Eli Dietzel 5/1, Spencer Hubbard 2/2, Carson Dvorak 3/3, Adison Benzinger 1/1, DJ Lenius 1/1, Elliott Feldman 1/0, Arthur Kelsey 2/1.

SCORING SUMMARY

(16:55) NP Own Goal (unassisted); (29:10) SB Adison Benzinger (unassisted); (36:50) SB Carson Dvorak (CJ Fairchild/Porter Gigstead); (41:32) SB DJ Lenius (CJ Fairchild); (58:38) SB Spencer Hubbard (unassisted); (85:34) SB Spencer Hubbard (Carson Dvorak)

GOALKEEPER

NP – Colby Kruse (90:00) - Goals 5, Saves 6

SB – Joe Wind (90:00) - Goals 1, Saves 1

Officials: Referee - Peter Morehouse; Assistant Referee - Lee Jones and Wayne Mixdorf



2020 WIAA Scholar Athlete Award Testimonials

Alec Martzani, Kimberly H.S. – 3.88 GPA

One lesson high school athletics has taught me is persistence. I believe it's one of the keys to being a successful adult. Don't give up on yourself. Work hard for what you want no matter what life throws at you...None of my success would have been possible if I wasn't persistent. I could have quit or given up because of a few hardships, but I didn't. Life is 10 percent what happens to you and 90 percent how you react to it. I believe that if you respond well to situations you have no control over, you can persevere and be successful in life.

Alex Vance, Oconomowoc H.S. – 4.0 GPA

One of the greatest lessons I have learned throughout my academic and athletic experiences in high school has been the idea of getting out exactly what is put in. Spending extra time studying yielded higher scores and better engagement. Any degree of success is possible when enough work is put in to get there. It is a simple idea, but undoubtedly one of the most valuable lessons I've learned, and certainly one that will stay with me as I move on from high school.

Charlie Stuhl, Ellsworth H.S. – 3.64 GPA

Throughout my high school career I have learned many lessons from both athletics and from school. One of the most important lessons I've learned is being accountable. It is one of the most important to me because it is a life-long lesson that will benefit me in all areas of my life. Being accountable is important in so many ways, but most importantly it shows your peers that you are reliable and you can live up to commitments. One lesson that I'm very thankful I learned is...to take the advice you are given because you're never "too good" or "too smart" to stop improving yourself. Lessons become important when we incorporate them into our lives and we become better people because of what we learned from those that inspire us.

Skylar White, River Ridge H.S. – 4.0 GPA

I've learned through my athletic and academic experiences that communication and balancing time play very important roles in life. Being able to communicate and work together as a team to achieve a common goal is what can make you stand apart from the rest. Communication is a key to being a good leader. Sports have shown me how to stay focused on the court and in the classroom. As much as I do between school and sports, I also have kept time for some fun with family and friends. I believe my busy schedule will prepare me for life after college.

Linzey Sendelbach, Arcadia H.S. – 4.0 GPA

One of my favorite lessons learned through sports and academics is being able to work with many different types of people. With team sports and group projects, I had to adapt to the different personalities and find the best way for us to work together. As years went by, it got a lot easier. Another great lesson I learned was leadership. I have grown more confident in stepping up into a leadership role whether it's in the classroom or on the court/field. I've learned how to connect with my teammates or group mates. Everyone interacts different, and through sports specifically, I have picked up on the different ways to connect with people.

Anne Dotzler, Waunakee H.S. – 4.0 GPA

The greatest lesson I have learned in my high school career is that it is so important to have a positive mindset, no matter the circumstances. On the court and field, I found success in focusing on my effort and energy at every practice, as these were the only things I could control. My greatest take away from high school sports is to make the choice to put my team before myself by giving off energy to others. I will be able to apply this mindset to every situation that I encounter in my future. I am so grateful to have had the opportunity to learn these lessons throughout high school.

TRUE CHAMPIONS

*may be celebrated for their trophies and titles,
but they are always remembered for their heart.*

**WIN AS ONE.
GOOD LUCK TO ALL.**



DINE • SHOP • TOUR • VISIT
BOOK AN EVENT

PACKERS.COM



2020 WIAA Scholar Athlete Award Recipients

The WIAA salutes the 32 winners of the 2020 Scholar Athlete Award. These young men and women are chosen for this prestigious honor on the basis of academic excellence, athletic participation, co-curricular activities, essay responses, civic and community involvement.



Zachary DeGroot
Aquinas



Kayla Bahr
Aquinas




Linzy Sendelbach
Arcadia



Matthew Marcinske
Birchwood



Lauren Steien
Blair-Taylor



Luke Fox
Catholic Memorial



Maya Novack
Cedarburg



Kameri Meredith
Colfax



Jadin O'Brien
Divine Savior Holy Angels



Tommy Larson
East Troy



Marissa Ellenbecker
Edgar



Devon Jay Davey
Elkhorn Area



Charlie Stuhl
Ellsworth



Logan Lillehaug
Frederic




Alec Martzahl
Kimberly



Zach Slevin
La Crosse Logan



Caden Chier
Lourdes Academy



Katelyn Kitzinger
Marinette



Aubrey Schoeneman
Mercer



Isaac Lindsey
Mineral Point



Brittany Helm
Muskego



Lauren Shields
Newman Catholic



Alex Vance
Oconomowoc



Izzy Carroll
Platteville



Skylar White
River Ridge



Max Schwabe
Stratford



Kortnie Volk
Three Lakes



Charles Motiff
Washburn



Anne Dotzler
Waunakee



Marc Sippel
Wausau West

The WIAA Scholar/Athlete Award program is made possible by a grant from the Marshfield Clinic.



Don't just live. Shine.



Jacob Reichmann
Wauzeka-Steuben



Laura Beghin
Wisconsin Dells



Get Back in the Game!

Earn part-time income.
Your local high schools need
umpires and referees.



Become An Official. Start Today.

For more information contact:
Wisconsin Interscholastic Athletic Association
715-344-8580
www.wiaawi.org

Kids belong out here.



We help keep them here.

At Marshfield Children's, we believe kids belong playing sports, cheering on their favorite teams and having fun with other children. Our network of primary and specialty care helps keep them there.

In communities across Wisconsin, our pediatricians are supported by more than 40 children's specialties – like pediatric orthopedics, behavioral health and dermatology – all working together to keep your child in the game.

For the love of kids.

marshfieldchildrens.org



marshfield
children's