



**NOVEMBER 7, 2020**

*Boys* » Burlington High School

*Girls Division 1* » Wisconsin Rapids Lincoln High School

*Division 2* » Kaukauna High School

*Division 3* » Wausau West High School

*Division 4* » Little Chute High School



BUILT WITH  
**CHOCOLATE MILK**

# RECOVER

## LIKE A CHAMPION

**NUTRIENTS TO REFUEL.  
NATURAL PROTEIN TO REBUILD.  
BACKED BY SCIENCE.**



**GET THE PROOF >**  
[BuiltWithChocolateMilk.com](http://BuiltWithChocolateMilk.com)



official beverage of the WAA

DAIRY FARMERS  
—OF—  
WISCONSIN

© 2019 Dairy Farmers of Wisconsin




The WIAA Welcomes You To The Girls 48th & Boys 57th Annual

# 2020 State Volleyball Tournament


Saturday, November 7

## GIRLS DIVISION 1 – Wis. Rapids Lincoln



Stephanie Hauser  
Assistant Director  
**Tournament Manager**

## GIRLS DIVISION 2 – Kaukauna



### On-Site Coordinators

**Burlington**  
Eric Plitzuweit


**Kaukauna**  
Chris McDaniel

**Little Chute**  
Kelly Wallace

**Wausau West**  
Brian Miller

**Wisconsin Rapids Lincoln**  
Chris Feidt

## GIRLS DIVISION 3 – Wausau West




@wiaawi  
@wiaawistate  
#wiaavb



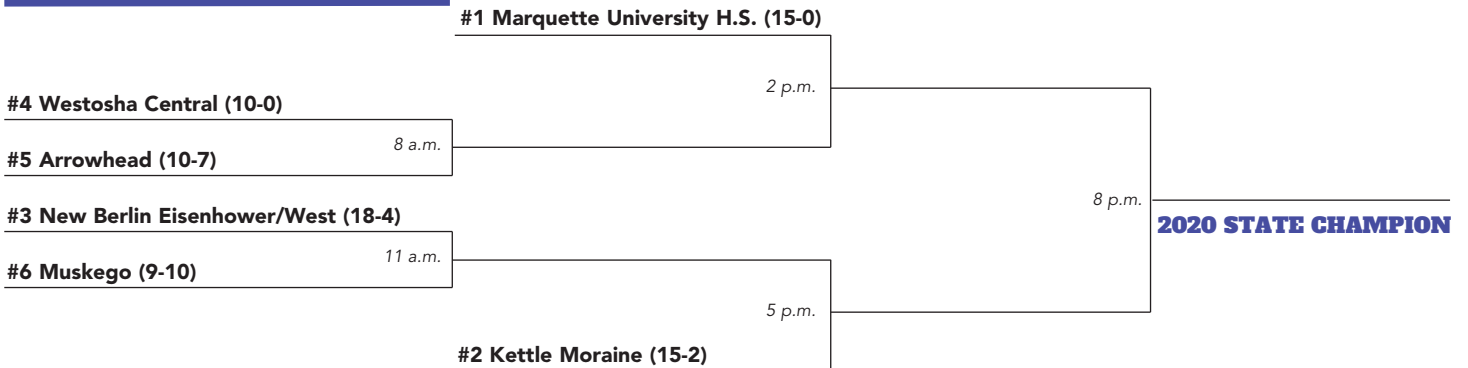
wiaawi

## GIRLS DIVISION 4 – Little Chute



\* Edgewood Sacred Heart voluntarily withdrew

## BOYS – Burlington



## Welcome to the 2020 Volleyball Culminating Event



Friends,

2020 has been a challenging year for all of us. It has been particularly challenging to our member schools and the students they serve. The fact that we are enjoying this culminating event in the 2020 volleyball sport season is a tribute to the school leaders, athletic directors and coaches who have "willed" this to happen.

This event also serves as a tribute to the dedication, determination and resolve of the young people competing here today; as well as to all the high school athletes who have confronted the disappointments and frustrations of all that has engulfed them in recent months and have risen above every obstacle and adversity.

Lastly, we must recognize and thank all the parents and fans who have "masked-up", observed distancing and mitigating protocols in order to give kids, schools and coaches this chance to get back together, to compete in the sports and activities they love and have missed.

Thank you to all who have contributed in both great and small ways, because it has taken all of us to bounce back this far.

We have a way to go yet. But with your help and all of us continuing to work together, there can be hope!

Sincerely,

David J. Anderson  
Executive Director



## WIAA Provides Opportunities; Structure . . .

The Wisconsin Interscholastic Athletic Association (WIAA) is a voluntary, unincorporated, and nonprofit organization. The Association membership has a diversified membership of public high schools, nonpublic high schools, public middle schools, and nonpublic middle schools. Its purpose is to organize, develop, direct and provide interscholastic athletics for member schools.

There are 514 senior high schools affiliated with the WIAA. The estimated number of student-athletes in athletics is 80,000-85,000 annually.

Governance of the WIAA is performed by the member schools. Rules and policies of the Association are developed, promulgated and implemented by the membership either through membership vote for constitutional issues or through a membership-elected committee structure for sport seasons regulations. Therefore, ownership of the membership's rules and regulations, as well as the responsibility of compliance with them, lies with each member school.

## The Development of Rules . . .

As fans watch the games during the tournament, some wonder how the rules of the game and of the WIAA were created.

- ◆ The National Federation of State High School Associations is the authority of the competition rules for sport contests (i.e. uniforms, length of contest, game rules). As a member of the NFHS, the WIAA adheres to those rules as a member in good standing. The WIAA, as well as all state associations in the NFHS, has input with an advisory role in the review and promulgation of the playing rules. The NFHS office is located in Indianapolis, Indiana.
- ◆ For changes to the membership's Constitution, Bylaws and Rules of Eligibility, a vote of the entire membership is required at the Annual Meeting each spring. The Constitution contains information relating to the Association as an organization. The Bylaws encompass information relating to member high schools' responsibility concerning WIAA rules and regulations. The Rules of Eligibility embody information relating to the relationship of the student-athlete to the high school and the WIAA.
- ◆ The Board of Control has the ultimate authority in determining the outcome of sport seasons rule recommendations and regulations. Changes to the sport seasons regulations are advanced through the democratic committee structure. Among the advisory groups that provide input to the Board are the coaches advisory committees for each sport; the sports advisory committee, comprised of school athletic directors from each of the seven districts; the Advisory Council, consisting of school administrators from each elector district; and the executive staff. Other groups with advisory responsibilities include the Medical Advisory Committee, Sportsmanship Committee and the Officials Advisory Committee. The Season Regulations address, among other topics, definition of the sports seasons, participation, contest control and tournament procedures.



Currently, the Association sponsors 24 sports including baseball, basketball, cross country, 8-player, 11-player football, golf, hockey, soccer, swimming & diving, tennis, track & field, volleyball and wrestling for boys; and basketball, cross country, golf, gymnastics, hockey, soccer, softball, swimming & diving, tennis, track & field and volleyball for girls.





# Board of Control



Eric Russell  
Baldwin-Woodville  
President



Mike Beighley  
Whitehall



Willy Chambers  
Black Hawk



Phil Ertl  
Wauwatosa



Mike Humke  
Dodgeville



Karl Morrin  
Menominee Indian



Bernie Nikolay  
Cambridge



Paul Pedersen  
Regis



Dave Steavpack  
Manitowoc Lincoln



Jennifer Vogler  
Sturgeon Bay



Scott Winch  
Stratford

# Executive Office



Dave Anderson  
Executive Director



Wade Labecki  
Deputy Director



Tom Shafranski  
Assistant Director



Stephanie Hauser  
Assistant Director



Kate Peterson Abiad  
Assistant Director



Todd Clark  
Communications Director

# Advisory Council



Jim Brewer  
Clinton



Eric Coleman  
Milwaukee Public Schools



Greg Doverspike  
Durand-Arkansaw



Michael Endreas  
Spencer



Scott Fritz  
Howards Grove



Cari Guden  
Edgar



Matt Hendrickson  
Madison Memorial



Cory Hinkel  
Luck



Ted Knutson  
Aquinus



Cory Kulig  
Eleva-Strum



Kyle Luedtke  
Sevastopol



Chris Nelson  
Iola-Scandinavia



Craig Olson  
Hayward



Dan Retzki  
Green Bay Preble



Roger Rindo  
Oconomowoc



Brian Schlei  
Waukesha North



Terrance Slack  
Wisconsin Dells



Chris VanderHeyden  
Menasha



Molten is the Official Volleyball of the Wisconsin Interscholastic Athletic Association



Molten is the Official Volleyball of USA Volleyball - Court, Sand & Grass

Trademarks owned by Molten Corporation or Molten USA, Inc. ©2020 Molten USA, Inc.

**molten**<sup>®</sup>  
For the real game

MOLTENUSA.COM







# Tournament Personnel

## OFFICIALS



James Arts  
Oconomowoc



Brian Babiash  
West Salem



Nicolas Been  
Hammond



Steven Billings  
Sun Prairie



Jed Block  
Appleton



Jen Connell  
Kenosha



William De Groot  
Oshkosh



Diane Doden  
Appleton



David Huening  
Rochester



Joel Jerominski  
Greenfield



Richard (Rick) Jones  
Janesville



Michael Kirschbaum  
Holmen



J Michael LaGrassa  
Milwaukee



Kelly Lehman  
East Troy



Teague Prichard  
Middleton



Jason Rieck  
Glendale



Larry Schoenick  
Waukesha



Jeff Sears  
Appleton



Alexis Sheldon  
Janesville



Kane Shutter  
Arena



Adam Swanepoel  
Glenwood City



Kevin Voge  
Milwaukee

# TRUE CHAMPIONS

*may be celebrated for their trophies and titles,  
but they are always remembered for their heart.*

**WIN AS ONE.**  
**GOOD LUCK TO ALL.**



DINE • SHOP • TOUR • VISIT  
BOOK AN EVENT

[PACKERS.COM](http://PACKERS.COM)





**Mada**  
Custom Apparel  
madacustom.com



Order at  
**MADACUSTOM.COM**



\*Store closes Nov. 9 at 11:59 PM

Port & Company Core Cotton Tee



\$18.00

District Womens Perfect Weight Tee



\$22.00

District Womens Perfect Weight Tee



\$22.00

Sport-Tek Posicharge Long Sleeve Tri-Blend Wicking Raglan Tee St400ls



\$25.00

Port & Company Core Fleece Pullover Hooded Sweatshirt



\$40.00

Decal



\$5.00

Augusta Sportswear Attain Wicking 1/4 Zip Pullover



\$35.00

Augusta Sportswear Ladies Attain Wicking 1/4 Zip Pullover



\$35.00

Badger Sport Trainer Pant



\$40.00

Sherpa Lined Sublimated Micro Mink Throws



\$65.00

Sportsman Pom Pom Beanie



\$20.00

Port Authority Xscape Computer Backpack



\$50.00



**MARINES**  
THE FEW. THE PROUD.®

DO YOU WANT TO BE A PART OF AN ELITE TEAM?

DO YOU WANT TO CONTINUE YOUR EDUCATION?

DO YOU HAVE THE DRIVE TO OVERCOME CHALLENGES?



DO YOU WANT TO BE A PART OF THE FEW AND THE PROUD?

IF SO, THE MARINES ARE LOOKING FOR THE NEXT GENERATION.

FOR MORE INFORMATION ABOUT BECOMING A UNITED STATES MARINE CONTACT 1-800-MARINES OR GO TO MARINES.COM





# 2020 State Preview

**ABOUT THE GIRLS DIVISION 1 FIELD:** **Hamilton**, the #1 seed, returns to the State Tournament for the first time since the Chargers only other appearance at State in 1986, qualifying in Class A. That experience resulted in a 3-5 record in a pool play format. This season, they advance to the State semifinals following a 25-18, 25-11, 24-26, 25-21 win over Brookfield Central in the sectional final hosted by the Chargers. They are the champions of the Greater Metro Conference this season. Second-seeded **River Falls** qualifies for the fifth year in a row, which accounts for the total number of appearances for the Wildcats. The most notable of their previous experiences was a runner-up finish in 2017. The Wildcats extended their string of State appearances following a 25-19, 25-7, 25-15 win over Merrill in the sectional final played in River Falls. Third-seeded **Burlington** qualifies for the State Tournament for the seventh straight season and for the 12th time overall. The Demons have won four State championships with a pair of back-to-back titles. The first two came in 2011-12 and the most recent in 2017-18. They also had a runner-up finish in 2016. Their return to the quarterfinals comes by virtue of a 25-16, 27-25, 25-17 sweep over Muskego in the sectional final hosted by the Demons. They finished in first place in the Southern Lakes Conference standings this season. Fourth-seeded **Sauk Prairie** earns a berth in the State Tournament for the second time and for the first time in Division 1. The Eagles qualified in Division 2 in 2009, which resulted in a loss in the semifinals. Their return to the tourney field comes following a 26-24, 27-25, 20-25, 25-19 win over Fox Valley Lutheran in the sectional final played at Sauk Prairie.

**ABOUT THE GIRLS DIVISION 2 FIELD:** Defending champion **Luxemburg-Casco** is the top seed in the bracket. The Spartans qualify for the third time in the past four seasons, which accounts for their overall total. In addition to last year's championship, they advanced to the title match in 2017 that resulted in a runner-up finish. The Spartans earned the opportunity to retain the crown following a 25-12, 25-20, 25-20 sweep of Oconto in the Luxemburg-Casco Sectional final. They played to the title in the Northeastern Conference this season. Second-seeded **Edgewood** voluntarily withdrew from the tournament. **Platteville**, as the most recently defeated opponent, replaces the Crusaders in the tourney bracket. The Hillmen are participating for the fifth time in the program's history and for the first time since 2014, which resulted in a loss in the semifinals. They have three State titles, each coming during the pool-play-format era. They captured the Division 2 crown in 1994 and the Class B championships in 1977 and 1979. In addition, they finished runner-up in 1978. Platteville fell in the sectional final to Edgewood 25-13, 25-9, 25-12 before being reinstated to the field. They Hillmen are the champions of the Southwest Wisconsin Conference this season. Third-seeded **Lakeside Lutheran** returns to the State Tournament for the fourth time overall and for the first time since winning the Division 2 championship in 2017. The other notable State experience was a runner-up finish in Division 3 in 2000. They outlasted Catholic Memorial 25-19, 24-26, 25-23, 17-25, 15-13 in the final of the Catholic Memorial Sectional to reach the final four. **St. Croix Falls**, the fourth seed, is a first-time qualifier to the State Tournament field. The Saints are fresh off a Heart O' North Conference championship this fall and a 26-24, 25-20, 25-23 sweep over Mosinee in the sectional final hosted by the Saints.

**ABOUT THE GIRLS DIVISION 3 FIELD:** Defending champion **Howards Grove** was issued the top seed in the bracket. The Tigers are making their fifth appearance at State. They have won championships in all but one of their previous experiences. In addition to the title last season, the Tigers captured the Division 3 crown in 2016 and the Class C championship in 1976 during the pool play era. The Tigers breezed past Wabeno/Laona 25-11, 25-13, 25-16 in the final of the Howards Grove Sectional to continue their pursuit of back-to-back titles. They are the champions of the Big East Conference this fall. Second-seeded **Waterloo** returns to the tournament field for the second year in a row and for the fifth time overall. In the Pirates' first two State experiences, they won back-to-back championships in 2014-15. Their quest for a third title remains in progress following a 25-17, 25-19, 25-23 sweep over Kenosha St. Joseph Catholic in the sectional final held at Waterloo. Third-seeded **Fall Creek** is making its second straight appearance after qualifying for the State Tournament for the first time last season. The Crickets inaugural experience in the tournament resulted in a defeat in the semifinals. This year, they advance to the semifinals following their 25-13, 25-21, 25-16 win over Grantsburg in the sectional final held at Fall Creek. The Crickets placed second in the Western Division of the Cloverbelt Conference this year behind Division 4 qualifier McDonell Catholic. Fourth-seeded **Osseo-Fairchild** is the only team in the

Division 3 field that didn't participate in the tournament last season. The Thunder will experience the State Tournament for the first time. They earned their initial berth by ousting Cochrane-Fountain City 25-21, 26-24, 20-25, 25-9 in the sectional final they hosted. The Thunder placed seventh in the Western Division of the Cloverbelt Conference that includes Division 3 qualifier Fall Creek and Division 4 qualifier McDonell Catholic.

**ABOUT THE GIRLS DIVISION 4 FIELD:** **McDonell Catholic** was bestowed the #1 seed. The Macks are making their third appearance overall and the first since back-to-back experiences in 2009-10. They won the championship in the first of those two appearances. The Macks defeated Turtle Lake 25-27, 25-15, 25-19, 25-22 in the sectional final held at Turtle Lake last Saturday to advance to the State semifinals. Second-seeded **Catholic Central**, last year's runner-up, makes its third straight appearance at State and its ninth overall. The Hilltoppers' previous eight appearances have produced six championships and two runner-up finishes. They won three straight titles from 2006-2008 and back-to-back titles in 2011-12 to go with another crown in 2018. Their runner-up finishes came in 2010 and again last year. Prior to joining the WIAA, the Hilltoppers won a Class B championship in the now defunct WISAA in 1984. The Hilltoppers earned another shot at a title with a five-set victory over Green Bay N.E.W. Lutheran/Providence Academy by scores of 19-25, 25-21, 23-25, 25-21, 15-9 in the Central Wisconsin Christian Sectional final. Catholic Central is the champion of the Metro Classic Conference this year. The third seed, **Eau Claire Immanuel Lutheran** and the fourth seed, **Prentice**, are both advancing to the State Tournament for the first time in their programs' history. The Lancers hung on to defeat Black Hawk in a five-set game by scores of 25-13, 25-23, 17-25, 10-25, 15-13 in the final of the Augusta Sectional. They were the champions of the Dairyland Conference this fall. Prentice's path to the State Tournament came through the Prentice Sectional bracket, culminating with a comeback 25-21, 22-25, 23-25, 25-22, 15-12 victory over Three Lakes in the sectional final. The Buccaneers shared the Marawood Conference championship this season with Phillips and Stratford.

**ABOUT THE BOYS FIELD:** Top-seeded **Marquette** is back in the State Tournament for the 19th straight year, which also accounts for the Hilltoppers overall total. They have won nine State titles, capturing the gold in 2002, 2004, 2005, 2007, 2008, 2011, 2013, 2014 and again in 2017. In addition, they finished runner-up in 2010 and again in 2016. The Hilltoppers return to the tournament field this year by defeating Wauwatosa East 25-22, 25-20, 25-15 in the Brookfield Central Sectional final. They are the 2020 champions of the Greater Metro Conference. **Kettle Moraine**, the second seed, returns to State for the second straight season and for the seventh time overall. The Lasers' most notable outcome in the tournament was a runner-up finish in 2015. This past weekend, they defeated Catholic Memorial after dropping the first set 16-25, 25-20, 25-23, 25-22 in the sectional final played at Catholic Memorial to earn their return to the State Tournament. The Lasers placed second in the Classic Eight Conference behind Catholic Memorial. **New Berlin Eisenhower/West** returns to the tournament field for the first time since 2016 and for the sixth time overall. The United has won its lone State title in 2009 and was runner-up in 2014. They posted a 25-21, 25-16, 25-18 sweep over Brookfield Central in the sectional final hosted by the United. They were the champions in the Woodland Conference this season. Fourth-seeded **Westosha Central** qualifies for the fourth time and for the first time since 2013. The furthest advance at State for the Falcons was to the semifinals in their first two experiences in 2010 and 2011. They swept Kenosha Indian Trail 25-20, 25-19, 25-21 in the sectional hosted by the Falcons. They finished atop the standings in the South ern Lakes Conference this year. **Arrowhead** has been issued the fifth seed in the bracket. The Warhawks return to the tournament field for the first time since 2016 and for the seventh time overall. The Warhawks' most notable outcome at the State Tournament was a runner-up finish in 2001. They eliminated Germantown 26-24, 16-25, 25-18, 25-21 in the final of the sectional held at Germantown to earn a berth in the State bracket. The Warhawks placed fourth in the Classic Eight Conference won by Catholic Memorial. **Muskego** received the sixth seed in the bracket. The Warriors will make their fourth appearance overall and the first since 2017. They are attempting to advance past the quarterfinals for the first time. The Warriors punched their ticket to State with a three-game sweep over Franklin in the Muskego Sectional final by scores of 25-12, 25-21, 25-19. They finished fifth in the Classic Eight Conference this fall.





# Past, Present & Future

The WIAA began sponsoring a tournament series in girls volleyball in 1973. Shawano won the first state team championship with West Allis Hale finishing runner-up.

The first two State Tournaments were held at Neenah. The tournament was then moved to the University of Wisconsin-Oshkosh Kolf Fieldhouse from 1975 to 1993 before returning to Neenah in 1994. In 2002, the State Tournament moved to its current home, the Resch Center in Green Bay.

In 2020, the State Tournament was conducted at five different locations because of COVID-19 mitigation guidelines. The boys tournament site is Burlington High School, and the girls sites are high schools in Kaukauna, Little Chute, Wausau West and Wisconsin Rapids Lincoln.

The tournament series followed the three division A-B-C format, except for the first year in 1973 when there was only one class. Terminology was changed from classes to divisions in 1990 when the tournament format changed to four divisions of competition.

Waupun leads all schools with 11 state titles. Abbotsford and Catholic Memorial are next in line with seven, and Catholic Central, Wauwatosa East and West Bend East are next with six State championships. Kettle Moraine Lutheran and Westosha Central have won five titles, and Burlington,

Newman Catholic, Waunakee and West Allis Hale have won four titles. Cambridge, Clayton, Cuba City, Divine Savior Holy Angels, Dodgeville, Howards Grove, Iowa-Grant, Oostburg, Platteville, Turtle Lake and Williams Bay are next with three.

Westosha Central has appeared in the most State Tournaments with 19. West Bend East is next with 17, followed by Waupun and Wauwatosa East with 16. Grantsburg, Muskego and Neenah have appeared in 14 tournaments with Abbotsford, Burlington, Kimberly, Newman Catholic and Watertown next with 12. Cuba City, Menomonee Falls and West Allis Hale have played in 11 State Tournaments with Catholic Memorial, Clayton and Divine Savior Holy Angels qualifying 10 times.

Waupun is the only program to win five straight championships (2001-05). Newman Catholic has won four straight championships in Division 4 (2013-16). There are seven other programs that have won three consecutive State titles. Abbotsford accomplished the feat twice (1981-83, 1997-99) as has Catholic Memorial, winning three straight from 2009-11 and again from 2014-16. Waupun won three titles from 1995-97. Turtle Lake won three consecutive championships from 1993-95; Kettle Moraine Lutheran won three straight from 2002-04; and Williams Bay won their three titles from 2003-05.

The WIAA sponsored boys volleyball as a tournament sport from 1948 to 1982. It was dropped in 1983 because of the low number of participating schools.

In 1991, boys volleyball again received WIAA recognition as a sponsored sport, but the championship tournament series did not resume again until 2000.

Madison West won the first championship held in Madison in 1947. Since then, the tournament has been held

in numerous locations including Waukesha, Wisconsin Dells, Portage, Wauwatosa, Antigo, Kaukauna, Whitefish Bay, Neenah and Oshkosh. In 2008, the State Tournament moved from Waukesha West High School, where it had been held since 2000, to Wisconsin Lutheran College in Milwaukee. The tournament moved to Green Bay in 2019 to coincide with the girls tournament at the Resch Center.

Kaukauna, Marquette and Waukesha, before that district divided into separate high schools, are tied for having compiled the most championships with nine. All of Kaukauna's titles have come after 1967 when the volleyball season was held strictly as a fall sport and all but one has come prior to the reinstatement of the Tournament Series in 2000. Marquette's nine titles have come since 2002, and Waukesha's championships came during an 11-year period from 1951 to 1961. Wisconsin High School of Madison and West Allis Hale have won three titles.

Waukesha holds the distinction for having won the most consecutive championships. The program won five straight titles from 1957-61. In addition, Waukesha is also the only program to win three straight championships (1951-53). There are a number of programs that have won the championship two years in a row, including Marquette, which has accomplished the feat three times (2004-05, 2007-08, 2013-14) and Kaukauna, which has done it twice (1969-70, 1977-78).

Kaukauna has appeared in the most State Tournaments with 22. Marquette has participated in 19, and Waukesha, before it split into separate schools, has played in 17. Catholic Memorial is next on the list of appearances by participating in 13 tournaments, and Middleton and Wisconsin High have appeared in 11.



2021 WIAA State Volleyball Tournament – November 4-6, 2021

The WIAA requires good sportsmanship at education-based sporting events. Attendance at interscholastic activities is a privilege with the expectation to exhibit positive and respectful behavior. For the enjoyment and respect of all in attendance, your cooperation in demonstrating the high ideals of sportsmanship is expected and greatly appreciated.

Volleyball  
Net Systems for  
Every Program  
& Every Budget

sports imports


AT THE CENTER OF EVERY VOLLEYBALL CHAMPIONSHIP



Official Volleyball Partner



Official Volleyball Partner



Greg Koenen  
Midwest Regional Manager  
(319) 269-6376 cell  
gkoenen@sportsimports.com





# 2019 Team Champions




## ARROWHEAD – GIRLS VOLLEYBALL CHAMPIONS (DIVISION 1) – 2019-2020

Team members: Sophie Illman, Olivia Schaul, Megan Mielke, Josie Salzman, Emily Larson, Kaia Lofy, Madi Tolzman, Jade Stefan, Madeline Dohogne, Monica LaFleur, Addy Preston, Aubrey Hamilton, Michala Mechenich, Lindsay Krznarich, Elise Schneider.



## HOWARDS GROVE – GIRLS VOLLEYBALL CHAMPIONS (DIVISION 3) – 2019-2020

Team members: Paige Kalmerton, Emma Baiert, Saige Damrow, Mackenzie Holzwart, Olivia Bramstedt, Karissa Kaminski, Abby Teunissen, Jackie Yancy, Emily Bruckschen, Jayda Wadel, Myka Roethel, Leah Parnitzke, Maddy Near, Maddie Koenig, Chloe Dirker.



## LUXEMBURG-CASCO – GIRLS VOLLEYBALL CHAMPIONS (DIVISION 2) – 2019-2020

Team members: Grace Holschuh, Bekah Day, Kenzie Hanson, Alli Routhieaux, Autumn Flynn, Alli Jauquet, Hannah Derenne, Isabella Otradovec, Holly Baiert, Merissa DeWinter, Kylie Hanson, Allie Naze, Emma Johnson, Cassie Flynn, Grace Tlachac, Jillian Lynts, McKenna Day.



## CLEAR LAKE – GIRLS VOLLEYBALL CHAMPIONS (DIVISION 4) – 2019-2020

Team members: Lizzie Rosen, Brooklyn Tolzman, Maggie Rosen, Lilyan Hacker, Abby Monson, Kierra Pickard, Rayne Vangsness, Klaire Steinberger, Kallie Barthman, Julianna Rosen, Madison Zimmer, Maddie Rosen, Sam Haley, Molly Petersen, Amelia Johnson.

**ANDERSON O'BRIEN**  
BERTZ, SKRENES & GOLLA, LLP ATTORNEYS SINCE 1886



Accident & Personal Injury  
Banking & Commercial Law  
Business & Corporate Law  
Divorce & Family Law  
Elder Law & Guardianships  
Employment & Labor Law

Litigation & Dispute Resolution  
Probate & Trust Settlements  
Real Estate  
Tax Planning  
Wills, Trusts, & Estate Planning  
Workers' Compensation

**715-344-0890 | andlaw.com**

1257 Main Street, Stevens Point, WI 54481



## KIMBERLY – BOYS VOLLEYBALL CHAMPIONS – 2019-2020

Team members: Michael Vanden Heuvel, Dylan Nelson, Caleb Laundrie, Garrett Fisher, Connor Hussey, Jaxon Schroeder, Donglai Duan, Jackson Dudek, Tommy Clausz, Landon Krause, Spencer Herman, Cooper Polczynski, Tony Wisneski, Hayden Karpinski.

## WIAA VOLLEYBALL COACHES ADVISORY COMMITTEE

Brian Sharkey, Kenosha Indian Trail  
Elizabeth Bohl, Bloomer  
Brian Rushmer, Germantown  
Mark Sullivan, Hillsboro  
Trish Fortune, McFarland

Jay Messar  
(Wisconsin Volleyball Coaches Association Representative)

# Hamilton CHARGERS



## 2020 Results

**Regular Season Record:** 12-1

**Conference Record:** 7-1

**Conference Place:** 1st Place

**Complete Season Record:** 16-1

### SEASON RESULTS

Opponent	W/L	Score
Brookfield Central Quad		1st Place
Wisconsin Lutheran	W	2-1
New Berlin West	W	2-0
Wauwatosa East	W	3-0
Brookfield Central	W	3-2
Menomonee Falls	W	3-0
Divine Savior Holy Angels	L	2-3
Germantown	W	3-1
West Allis Nathan Hale	W	3-0
Hartford Union/ Divine Savior Holy Angels Quad		1st Place
Lake Country Lutheran	W	2-1
Hartford Union	W	2-0
Brookfield East	W	3-0
Oconomowoc	W	3-1
Wauwatosa West	W	3-0
Pewaukee*	W	3-0
Waukesha West*	W	3-0
Divine Savior Holy Angels#	W	3-0
Brookfield Central#	W	3-1

\* - Regional # - Sectional

L/D	Name	Position	Gr.	Ht.
1	Janelle Stuempfig	S/RS	12	6-0
3	Grace Reek	MB/RS	11	5-10
4	Cassie Leuty	DS	11	5-4
5	Clara Hoeksema	L/DS	12	5-6
7	Riley Dahlquist	MB	11	6-1
8	Mya Trafficante	OH	10	5-6
9	Trisha Shankar	DS	11	5-2
10	Sylvie Zgonc	OH	10	5-9
11	Kayla Lewinski	OH/RS	12	5-11
12	Megan Hawthorne	OH/L	12	5-10
13	Katelyn Lefler	S/RS	12	6-0
15	Ella Chevalier	MB	12	5-10
16	Lakyn Graves	MB	12	6-2
17	Tatum Baldwin	S	11	5-11

## School Facts

### District Administrator

Paul Mielke

### Principal

Rebecca Newcomer

### Athletic Director

Mike Gosz

### Assistant Coach(es)

Andrew Schinner

### School Colors

Red & White

### School Enrollment

1429

### Captain(s)

Janelle Stuempfig

Katelyn Lefler

Kayla Lewinski

### Managers(s)

Anna Frafjord

Emily Nielsen

### Statistician(s)

Anna Frafjord

Emily Nielsen

### Athletic Trainer

Shelby Fink

### School Twitter

@HHS\_Chargers

### Sport Twitter

@HHSChargerVB

**Head Coach:** Traci Buhr (St. Joseph's College, 2001)

Career Record/Years: 160-145/8 yrs


School Record/Years: 160-145/8 yrs

## Team Stats

No.	Name	SP	K	E	TA	Pct.	K/S	A	A/S	SA	SE	RE	Digs	BS	BA	BE	BHE
1	Janelle Stuempfig	45	57	14	159	.270	1.3	248	5.5	37	6	0	145	2	12	9	11
3	Grace Reek	0	0	0	0	.000	0.0	0	0.0	0	0	0	0	0	0	0	0
4	Cassie Leuty	13	1	0	3	.333	0.1	1	0.1	0	1	5	21	0	0	0	1
5	Clara Hoeksema	47	0	2	11	.000	0.0	10	0.2	27	10	12	178	0	0	0	3
7	Riley Dahlquist	9	5	5	24	.000	0.6	0	0.0	0	0	0	2	1	11	0	1
8	Mya Trafficante	11	9	6	29	.103	0.8	0	0.0	2	2	0	4	2	0	0	0
9	Trisha Shankar	22	0	0	0	.000	0.0	0	0.0	6	4	4	29	0	0	0	0
10	Sylvie Zgonc	41	143	43	402	.249	3.5	6	0.1	14	12	15	159	2	18	12	1
11	Kayla Lewinski	22	35	14	107	.196	1.6	1	0.0	0	1	1	18	3	5	5	1
12	Megan Hawthorne	46	51	35	234	.068	1.1	9	0.2	17	11	15	162	2	12	6	4
13	Katelyn Lefler	34	43	11	121	.264	1.3	122	3.6	31	13	1	89	3	29	4	4
15	Ella Chevalier	46	64	17	160	.294	1.4	5	0.1	1	2	0	12	5	36	13	1
16	Lakyn Graves	46	131	31	257	.389	2.9	1	0.0	14	2	2	34	15	36	10	1
17	Tatum Baldwin	19	4	1	11	.273	0.2	74	3.9	5	6	0	31	0	4	0	5
<b>Team Totals</b>		<b>47</b>	<b>543</b>	<b>179</b>	<b>1518</b>	<b>.240</b>	<b>11.6</b>	<b>477</b>	<b>10.2</b>	<b>154</b>	<b>70</b>	<b>55</b>	<b>884</b>	<b>35</b>	<b>163</b>	<b>59</b>	<b>33</b>



# Sauk Prairie EAGLES



## 2020 Results

Regular Season Record: 18-5  
Complete Season Record: 23-5

### SEASON RESULTS

Opponent	W/L	Score
Lakeside Lutheran	W	3-2
Baraboo	W	3-0
Waterloo Invite		3rd Place
Waterloo	L	1-2
Hartford Union	L	0-2
Lake Mills	W	2-1
Marshall	W	2-0
Hartford Union	L	0-2
Watertown	W	3-0
Portage	W	3-0
Richland Center Triangular		1st Place
Westby	W	3-0
Richland Center	W	3-0
Reedsburg Area	W	3-0
Edgewood Sacred Heart	L	2-3
Sauk Prairie Triangular		1st Place
Portage	W	3-0
River Valley	W	3-0
Lake Mills	W	3-0
Reedsburg Area	W	3-1
Wisconsin Lutheran Triangular		1st Place
Waterloo	W	2-1
Wisconsin Lutheran	W	2-1
Edgewood Sacred Heart	L	1-3
Baraboo	W	3-0
Lake Mills Triangular		1st Place
Marshall	W	2-0
Lake Mills	W	2-1
Watertown*	W	3-0
Oconomowoc*	W	3-1
Arrowhead*	W	3-1
Slinger#	W	3-1
Fox Valley Lutheran#	W	3-1

L/D	Name	Position	Gr.	Ht.
1	Kaitlyn Brickl	DS	12	5-3
2	Alexis Klemm	S/OH	10	5-8
4	Lauren Breunig	DS	11	5-5
6	Abby Ballweg	OH	10	5-8
7	Alia Schlimgen	L	11	5-5
8	Kaya Wilson	RS/MH	10	5-10
9	Anni Braund	RS/OH	10	5-11
10	Maddie Ganshert	DS	12	5-7
11	Kaelin Young	RS	12	5-10
12	Makenzie Breunig	RS	11	5-11
13	Kaylie Vasquez	RS	12	5-8
14	Olivia Paukner	MH	11	5-11
15	Olivia Breunig	S/RS	12	5-10
16	Aida Shadewald	OH	11	6-0
17	Maggie Hartwig	MH	10	6-0
18	Jenna Pistono	S	10	5-7

## School Facts

**District Administrator**  
Jeff Wright

**Principal**  
Chad Harnisch

**Athletic Director**  
Josh Boyer

**Assistant Coach(es)**  
Ashley Wipperfurth  
Carrie Louis  
Ryan Ruhland

**Pep Band Director**  
Matt Koscinski

**School Colors**  
Red, Black & White

**School Enrollment**  
878

**Captain(s)**  
Olivia Breunig  
Kaitlyn Brickl

**Managers(s)**  
Kylie Craig  
McKayla Paukner

**Athletic Trainer**  
Carly Kraemer

**School Twitter**  
@Sauk\_Prairie\_AD

**Sport Twitter**  
@SportsSauk

**Head Coach:** Amy Schlimgen (UW-Madison, 1992)  
Career Record/Years: 670-250/26 yrs  
School Record/Years: 52-19/2 yrs



## Team Stats

No.	Name	SP	K	E	TA	Pct.	K/S	A	A/S	SA	SE	RE	Digs	BS	BA	BE	BHE
1	Kaitlyn Brickl	82	0	0	0	.000	0.0	7	0.1	47	33	24	243	0	0	0	--
2	Alexis Klemm	51	34	23	137	.080	0.7	7	0.1	1	0	7	32	3	13	1	--
4	Lauren Breunig	4	0	0	0	.000	0.0	0	0.0	3	1	0	0	0	0	0	--
6	Abby Ballweg	3	0	1	3	.000	0.0	0	0.0	0	0	0	2	0	0	0	--
7	Alia Schlimgen	82	4	2	9	.222	0.1	59	0.7	24	24	29	412	0	0	0	--
8	Kaya Wilson	6	0	0	4	.000	0.0	0	0.0	1	0	0	2	0	1	0	--
9	Anni Braund	82	82	40	256	.164	1.0	1	0.0	0	0	5	39	1	18	3	--
10	Maddie Ganshert	2	0	0	0	.000	0.0	0	0.0	0	0	0	0	0	0	0	--
11	Kaelin Young	17	10	1	23	.391	0.6	0	0.0	1	0	1	5	0	3	0	--
12	Makenzie Breunig	20	7	3	31	.129	0.4	2	0.1	0	0	0	5	0	4	2	--
13	Kaylie Vasquez	1	0	0	0	.000	0.0	0	0.0	0	0	0	0	0	0	0	--
14	Olivia Paukner	82	95	41	276	.196	1.2	3	0.0	58	52	1	81	8	46	6	--
15	Olivia Breunig	82	195	86	543	.201	2.4	356	4.3	40	36	2	170	15	3	--	
16	Aida Shadewald	82	358	112	851	.289	4.4	5	0.1	43	31	14	305	8	39	9	--
17	Maggie Hartwig	82	85	29	222	.252	1.0	3	0.0	0	0	3	23	6	50	3	--
18	Jenna Pistono	82	11	1	32	.313	0.1	293	3.6	49	26	6	159	0	0	0	--
	<b>Team Totals</b>	<b>82</b>	<b>881</b>	<b>339</b>	<b>2387</b>	<b>.227</b>	<b>10.7</b>	<b>736</b>	<b>9.0</b>	<b>267</b>	<b>203</b>	<b>92</b>	<b>1478</b>	<b>26</b>	<b>189</b>	<b>27</b>	<b>--</b>

# River Falls WILDCATS



## 2020 Results

Regular Season Record: 8-0

Conference Record: 8-0

Complete Season Record: 12-0

### SEASON RESULTS

Opponent	W/L	Score
Chippewa Falls	W	3-1
Chippewa Falls	W	3-1
Rice Lake	W	3-0
Rice Lake	W	3-0
Menomonie	W	3-0
Hudson	W	3-0
Hudson	W	3-0
Menomonie	W	3-0
New Richmond*	W	3-0
Chippewa Falls*	W	3-0
Hortonville#	W	3-0
Merrill#	W	3-0

\* - Regional # - Sectional

L/D	Name	Position	Gr.	Ht.
2	Abi Banitt	DS	10	5-6
3	Brianna Brathol	OH	10	5-9
4	Haley Graetz	OH	11	6-0
5	Morgan Kealy	S	10	5-10
6	Brynn Johnson	OH	11	6-2
7	Isapela Pupungatoa	RS	12	6-1
9	Maddie Morrow	S	12	5-8
11	Anna Wolf	MB	12	6-4
12	Dani Lien	DS	11	5-10
13	Maddy Doerre	RS	11	5-9
14	Taylor Peterson	MB	10	5-10
15	Amelia Armstrong	MB	12	6-0

## School Facts

### District Administrator

Jamie Benson

### Principal

Kit Luedtke

### Athletic Director

Rollie Hall

### Assistant Coach(es)

Ali Igou

Sophie Langlois

Melissa Berner

Anna Elfstrom

### Pep Band Director(s)

Bryan Jaeckel

Joe Coughlin

### School Colors

Gold, Navy & White

### School Enrollment

1144

### Captain(s)

Haley Graetz

Morgan Kealy

Dani Lien

### Athletic Trainer

Tina Montpetit

### School Twitter

@wildcatad

### Sport Twitter

@RFHSVball

**Head Coach:** Sara Kealy (Illinois)

Career Record/Years: 304-107-1/10 yrs

School Record/Years: 304-107-1/10 yrs

## Team Stats

No.	Name	SP	K	E	TA	Pct.	K/S	A	A/S	SA	SE	RE	Digs	BS	BA	BE	BHE
2	Abi Banitt	19	0	0	0	.000	0.0	4	0.2	9	5	--	41	0	0	--	--
3	Brianna Brathol	26	52	19	148	.223	2.0	4	0.2	16	2	--	66	0	3	--	--
4	Haley Graetz	30	100	33	243	.276	3.3	5	0.2	9	5	--	107	1	12	--	--
5	Morgan Kealy	27	16	8	48	.167	0.6	225	8.3	10	7	--	45	0	12	--	--
6	Brynn Johnson	11	16	7	37	.243	1.5	0	0.0	4	1	--	22	0	3	--	--
7	Isapela Pupungatoa	10	3	1	9	.222	0.3	2	0.2	0	0	--	3	0	1	--	--
9	Maddie Morrow	18	4	0	9	.444	0.2	111	6.2	8	2	--	16	0	3	--	--
11	Anna Wolf	32	104	20	174	.483	3.3	10	0.3	11	9	--	31	2	22	--	--
12	Dani Lien	29	3	1	8	.250	0.1	9	0.3	10	6	--	94	0	0	--	--
13	Maddy Doerre	29	32	12	88	.227	1.1	9	0.3	20	8	--	53	0	10	--	--
14	Taylor Peterson	10	10	5	26	.192	1.0	0	0.0	0	0	--	3	0	1	--	--
15	Amelia Armstrong	32	76	13	142	.444	2.4	1	0.0	3	1	--	9	1	19	--	--
<b>Team Totals</b>		<b>32</b>	<b>416</b>	<b>119</b>	<b>932</b>	<b>.319</b>	<b>13.0</b>	<b>380</b>	<b>11.9</b>	<b>100</b>	<b>46</b>	<b>--</b>	<b>490</b>	<b>4</b>	<b>86</b>	<b>--</b>	<b>--</b>



# Burlington DEMONS



## 2020 Results

Regular Season Record: 13-0

Conference Record: 13-0

Conference Place: 1st Place

Complete Season Record: 17-0

### SEASON RESULTS

Opponent	W/L	Score
Badger	W	3-0
Union Grove	W	3-1
Delavan-Darien	W	3-0
Elkhorn Area	W	3-0
Waterford	W	3-0
Westosha Central	W	3-0
Badger	W	3-0
Union Grove	W	3-0
Delavan-Darien	W	3-0
Elkhorn Area	W	3-0
Waterford	W	3-0
Westosha Central	W	3-0
Wilmot Union	W	3-0
Elkhorn Area*	W	3-0
Waterford*	W	3-1
Kenosha Bradford/Reuther#	W	3-0
Muskego#	W	3-0

\* - Regional # - Sectional

L/D	Name	Position	Gr.	Ht.
1	Mackenzie Leach	OH	12	5-7
2	Molly Berezowitz	DS/OH	10	5-6
3	Kennedy Cornell	DS	11	5-5
4	Morgan Klein	OH	11	5-7
6	Lizzy Stoffel	DS	12	5-3
8	Tessa Teberg	MB	12	5-10
9	Abby Alan	MB	10	6-1
10	Sophie Chase	OH	9	5-10
11	Lydia Biggin	RS	11	5-8
12	Kenna Kornely	MB/OH	10	5-7
14	Victoria Van Dan	S	12	5-6
15	Camryn Lukenbill	MB	12	6-0
16	Ella Safar	S	9	5-8
17	Amanda Viel	DS	12	5-6
19	Fiona McDermit	S/DS	11	5-6
20	Lauren Lang	MB/RS	11	5-9
21	Samantha Naber	DS	12	5-7

## School Facts

### District Administrator

Dr. Stephan Plank

### Principal

Eric Burling

### Athletic Director

Eric Plitzuweit

### Assistant Coach(es)

Madalyn McDonald

Brittney New

Mary Parker

Kailee Smith

### School Colors

Orange & Black

### School Enrollment

1089

### Captain(s)

Mackenzie Leach

Camryn Lukenbill

Samantha Naber

Amanda Viel

Head Coach(es): Dan Lynch & Teri Little

Career Years: 32 & 19 yrs

School Years: 32 & 19 yrs

## Team Stats

No.	Name	SP	K	E	TA	Pct.	K/S	A	A/S	SA	SE	RE	Digs	BS	BA	BE	BHE
1	Mackenzie Leach	40	101	46	264	.208	2.5	3	0.1	24	9	15	78	3	5	2	0
2	Molly Berezowitz	37	9	4	39	.128	0.2	4	0.1	31	9	12	73	0	0	0	0
3	Kennedy Cornell	10	0	0	1	.000	0.0	0	0.0	6	3	1	6	0	0	0	0
4	Morgan Klein	35	62	32	189	.159	1.8	1	0.0	0	1	1	13	2	0	0	0
6	Lizzy Stoffel	28	0	0	1	.000	0.0	3	0.1	11	9	3	23	0	0	0	0
8	Tessa Teberg	17	9	11	43	.047	0.5	0	0.0	0	0	0	1	4	1	2	0
9	Abby Alan	38	73	15	146	.397	1.9	1	0.0	1	2	1	6	10	8	2	0
10	Sophie Chase	20	43	19	105	.229	2.2	0	0.0	1	2	1	19	0	2	3	0
11	Lydia Biggin	40	93	16	174	.443	2.3	0	0.0	0	0	0	6	3	8	5	0
12	Kenna Kornely	7	7	3	20	.200	1.0	0	0.0	0	1	1	0	0	0	0	0
14	Victoria Van Dan	40	2	2	5	.000	0.1	296	7.4	24	12	0	53	2	3	2	8
15	Camryn Lukenbill	38	83	39	199	.221	2.2	2	0.1	7	4	2	12	8	7	5	0
16	Ella Safar	8	0	0	0	.000	0.0	42	5.3	10	4	0	5	0	1	0	2
17	Amanda Viel	39	4	3	11	.091	0.1	1	0.0	19	21	8	86	0	0	0	0
19	Fiona McDermit	26	2	0	3	.667	0.1	44	1.7	16	11	4	27	0	0	1	5
20	Lauren Lang	11	6	6	25	.000	0.6	0	0.0	0	0	0	1	0	1	1	0
21	Samantha Naber	42	4	1	14	.214	0.1	18	0.4	45	12	15	175	0	0	0	0
	<b>Team Totals</b>	<b>44</b>	<b>498</b>	<b>197</b>	<b>1239</b>	<b>.243</b>	<b>11.3</b>	<b>415</b>	<b>9.4</b>	<b>195</b>	<b>100</b>	<b>64</b>	<b>584</b>	<b>32</b>	<b>36</b>	<b>23</b>	<b>15</b>

# Luxemburg-Casco SPARTANS



## 2020 Results

Regular Season Record: 10-0

Conference Record: 8-0

Conference Place: 1st Place

Complete Season Record: 13-0

### SEASON RESULTS

Opponent	W/L	Score
Wrightstown	W	3-0
Denmark	W	3-0
Little Chute	W	3-0
Clintonville	W	3-0
Wrightstown	W	3-0
Oconto Falls	W	3-0
Waupaca	W	3-0
Denmark	W	3-0
Freedom	W	3-0
Fox Valley Lutheran	W	3-0
Two Rivers*	W	3-0
Valders#	W	3-0
Oconto#	W	3-0

\* - Regional # - Sectional

L/D	Name	Position	Gr.	Ht.
1	Grace Holschuh	OH	11	5-10
2	Payton Kaminski	DS	9	5-2
3	Kenzie Hanson	OH	12	5-7
4	Brooke VandeHei	DS	9	5-2
5	Autumn Flynn	MB	10	5-11
6	Michaela Greisen	S	11	5-8
8	Hannah Derenne	OPP	12	6-0
9	Isabella Otradovec	MB	11	5-10
10	McKenna Day	DS	11	5-7
11	McKenna Gmeinder	DS	10	5-5
12	Kylie Hanson	OH	10	5-8
13	Allie Naze	DS	12	5-6
14	Emma Johnson	S	11	5-9
18	Jillian Lynts	DS	12	5-3

## School Facts

### District Administrator

Glenn Schlender

### Principal

Troy Haws

### Athletic Director

Jenny Badow

### Assistant Coach(es)

Jacob Helgeson

Amanda Smith

### Pep Band Director

Clint Piper

### School Colors

Cardinal & Gold

### School Enrollment

602

### Captain(s)

Kenzie Hanson

Hannah Derenne

Allie Naze

### Managers(s)

Kylie Rabas

Lindsay Beyer

### Statistician

Tim Fameree

### Athletic Trainer

Adam Hallet

### School Twitter

@LuxCascoHS

### Sport Twitter

@LCSpartanvball

**Head Coach:** Jeff Frey (Northland College, 2003)

Career Record/Years: 254-134/9 yrs

School Record/Years: 254-134/9 yrs

## Team Stats

No.	Name	SP	K	E	TA	Pct.	K/S	A	A/S	SA	SE	RE	Digs	BS	BA	BE	BHE
1	Grace Holschuh	32	110	23	220	.395	3.4	1	0.0	5	8	23	71	2	10	--	--
2	Payton Kaminski	9	0	0	0	.000	0.0	0	0.0	1	1	3	5	0	0	--	--
3	Kenzie Hanson	33	60	22	153	.248	1.8	9	0.3	24	17	9	106	0	11	--	--
4	Brooke VandeHei	13	0	0	0	.000	0.0	0	0.0	5	4	2	22	0	0	--	--
5	Autumn Flynn	33	60	20	125	.320	1.8	0	0.0	18	14	0	30	1	27	--	--
6	Michaela Greisen	8	1	0	1	1.000	0.1	24	3.0	3	3	0	3	0	1	--	--
8	Hannah Derenne	33	99	19	204	.392	3.0	2	0.1	8	7	7	49	2	23	--	--
9	Isabella Otradovec	30	35	15	80	.250	1.2	0	0.0	0	0	0	1	1	22	--	--
10	McKenna Day	13	0	0	0	.000	0.0	0	0.0	1	0	1	15	0	0	--	--
11	McKenna Gmeinder	5	0	0	0	.000	0.0	0	0.0	2	2	0	6	0	0	--	--
12	Kylie Hanson	16	19	7	45	.267	1.2	0	0.0	1	1	1	7	0	6	--	--
13	Allie Naze	22	0	0	0	.000	0.0	1	0.0	4	6	1	29	0	0	--	--
14	Emma Johnson	33	25	3	45	.489	0.8	331	10.0	23	9	0	85	0	12	--	--
18	Jillian Lynts	32	0	0	0	.000	0.0	10	0.3	13	9	3	102	0	0	--	--
	<b>Team Totals</b>	<b>33</b>	<b>409</b>	<b>109</b>	<b>873</b>	<b>.344</b>	<b>12.4</b>	<b>378</b>	<b>11.5</b>	<b>108</b>	<b>81</b>	<b>50</b>	<b>531</b>	<b>6</b>	<b>112</b>	<b>--</b>	<b>--</b>



# Saint Croix Falls SAINTS



## 2020 Results

Regular Season Record: 9-0

Conference Record: 9-0

Conference Place: 1st Place

Complete Season Record: 13-0

### SEASON RESULTS

Opponent	W/L	Score
Barron	W	3-0
Northwestern	W	3-1
Spooner	W	3-0
Cameron	W	3-1
Bloomer	W	3-0
Ladysmith	W	3-2
Cumberland	W	3-0
Hayward	W	3-0
Chetek-Weyerhaeuser	W	3-0
Prescott*	W	3-1
Somerset*	W	3-0
Northwestern#	W	3-0
Mosinee#	W	3-0

\* - Regional # - Sectional



L/D	Name	Position	Gr.	Ht.
1	Olivia Miron	M	12	6-0
2	Kaylee Miron	OH	11	5-6
3	Lucy Belisle	OH	9	5-9
4	Lauren Hoverman	M	11	5-10
5	Lucia Neuman	S	12	5-8
6	Emily McCurdy	M	12	5-10
7	Jordan Lee	DS	11	5-7
8	Sydnei Larson	L	10	5-7
9	Natalie Gorres	OH	11	5-9
10	Kylie Broten	M	11	6-1
12	Kelsey Cooper	M	9	6-0
14	Brianna McCurdy	S	10	5-7
15	Emma Cooper	OH	12	6-0
16	Camryn Hanson	S	10	5-10
20	Ayla Schmidt	DS	9	4-10

## School Facts

### District Administrator

Mark Burandt

### Principal

Peggy Ryan

### Athletic Director

Paul Randolph

### Assistant Coach(es)

Angie Maternowsky

Jen Ellefson

### Pep Band Director

Chris Bergh

### School Colors

Blue & White

### School Enrollment

330

### Captain(s)

Lucia Neuman

### Managers(s)

Kayla Sheehan

Ella Stenberg

### Athletic Trainer

Nik Lyon

### School Twitter

@scfschools

**Head Coach:** Alyssa Notermann

Career Years: 10 yrs

School Years: 5 yrs

## Team Stats

No.	Name	SP	K	E	TA	Pct.	K/S	A	A/S	SA	SE	RE	Digs	BS	BA	BE	BHE
1	Olivia Miron	38	92	35	230	.248	2.4	0	0.0	27	17	0	29	8	21	18	--
2	Kaylee Miron	38	19	12	116	.060	0.5	15	0.4	12	10	11	121	1	6	8	--
3	Lucy Belisle	5	2	0	9	.222	0.4	0	0.0	0	0	0	1	0	0	0	--
4	Lauren Hoverman	12	5	5	16	.000	0.4	0	0.0	0	0	0	2	0	1	4	--
5	Lucia Neuman	38	19	7	63	.190	0.5	282	7.4	37	11	0	73	4	14	13	--
6	Emily McCurdy	38	78	41	293	.126	2.0	0	0.0	10	7	12	77	4	12	7	--
7	Jordan Lee	1	0	0	0	.000	0.0	0	0.0	0	0	0	0	0	0	0	--
8	Sydnei Larson	38	0	0	0	.000	0.0	13	0.3	9	9	16	143	0	0	0	--
9	Natalie Gorres	10	2	2	9	.000	0.2	0	0.0	0	0	0	1	0	0	0	--
10	Kylie Broten	37	106	57	265	.184	2.9	0	0.0	6	11	7	50	10	21	19	--
12	Kelsey Cooper	38	73	36	178	.208	1.9	0	0.0	0	0	10	7	18	15	--	
14	Brianna McCurdy	12	0	0	0	.000	0.0	7	0.6	0	4	1	11	0	0	0	--
15	Emma Cooper	13	3	3	14	.000	0.2	0	0.0	0	1	0	0	0	0	0	--
16	Camryn Hanson	8	0	0	0	.000	0.0	13	1.6	0	1	0	3	0	0	0	--
20	Ayla Schmidt	1	0	0	0	.000	0.0	0	0.0	0	0	0	0	0	0	0	--
	<b>Team Totals</b>	<b>38</b>	<b>399</b>	<b>198</b>	<b>1193</b>	<b>.168</b>	<b>10.5</b>	<b>330</b>	<b>8.7</b>	<b>101</b>	<b>71</b>	<b>47</b>	<b>521</b>	<b>34</b>	<b>93</b>	<b>84</b>	<b>--</b>

# Platteville HILLMEN



## 2020 Results

**Regular Season Record:** 10-1

**Conference Record:** 9-1

**Conference Place:** 1st Place

**Complete Season Record:** 13-2

### SEASON RESULTS

Opponent	W/L	Score
Lancaster	W	3-0
Richland Center	W	3-0
Prairie du Chien	W	3-0
Dodgeville	L	2-3
Darlington	W	3-1
River Valley	W	3-0
Lancaster	W	3-0
River Valley	W	3-0
Dodgeville	W	3-1
Prairie du Chien	W	3-1
Richland Center	W	3-0
Prairie du Chien*	W	3-0
Dodgeville*	W	3-2
Aquinas#	W	3-1
Edgewood Sacred Heart#	L	0-3 <sup>^</sup>

\* - Regional # - Sectional

<sup>^</sup>Edgewood Sacred Heart voluntarily withdrew

L/D	Name	Position	Gr.	Ht.
1	Camryn Nies	DS	10	5-8
2	Izzy Condiff	DS	11	5-5
3	Natalie Busch	S	11	5-3
4	Maddie Cooley	RS	12	6-0
5	Catherine Tashner	OH	11	5-7
6	Emily Fields	OH	11	5-10
7	Ellie Temperly	M	10	6-0
10	Meadow Steckling	RS	12	5-5
11	Brooke VonGlahn	OH	10	5-11
12	Madison Devlin	OH	12	5-11
13	Hailey Weigel	OH	10	5-8
16	Alayna Digman	MH	12	6-1
18	Presley Kerkenbush	S	12	5-8
25	Paige Wagner	L	12	5-6

## School Facts

### District Administrator

Jim Boebel

### Principal

Jacob Crase

### Athletic Director

Michael Foley

### Assistant Coach(es)

Dayna Fiedler

Allison Jensen

Kathy Wetter

Heather McNeill

Stacy Temperly

### School Colors

Cardinal Red

### School Enrollment

455

### Captain(s)

Alayna Digman

### Managers(s)

Bailey Durni

Jaxcyn Berntgen

Addie McNeill

### Statistician

Lauren Wernimont

### Athletic Trainer

Joe Frerichs

### School Twitter

@plattevillesd

**Head Coach:** Denise Berntgen

Career Record/Year: 13-2/1 yr

School Record/Year: 13-2/1 yr

## Team Stats

No.	Name	SP	K	E	TA	Pct.	K/S	A	A/S	SA	SE	RE	Digs	BS	BA	BE	BHE
2	Izzy Condiff	33	1	3	--	--	14.3	2	0.1	16	5	10	39	0	0	0	2
3	Natalie Busch	2	0	0	--	--	0.0	0	0.0	0	0	0	2	0	0	0	0
4	Maddie Cooley	46	133	62	--	--	2.9	25	0.5	137	28	11	47	4	28	8	3
5	Catherine Tashner	30	61	24	--	--	2.0	19	0.6	90	12	12	79	4	3	2	2
6	Emily Fields	45	33	14	--	--	0.7	13	0.3	167	10	0	104	3	16	5	14
7	Ellie Temperly	46	51	28	--	--	1.1	0	0.0	15	2	1	22	6	21	8	2
10	Meadow Steckling	5	2	1	--	--	0.4	0	0.0	8	1	0	6	0	0	0	0
11	Brooke VonGlahn	3	2	1	--	--	0.7	0	0.0	3	1	1	1	0	0	0	0
12	Madison Devlin	46	91	23	--	--	2.0	22	0.5	233	9	4	151	1	6	2	1
13	Hailey Weigel	24	30	16	--	--	1.3	6	0.3	56	7	11	55	0	4	0	0
16	Alayna Digman	46	144	36	--	--	3.1	19	0.4	154	13	10	33	13	45	10	1
18	Presley Kerkenbush	4	0	0	--	--	0.0	0	0.0	2	0	0	0	0	0	0	0
25	Paige Wagner	46	1	2	--	--	0.0	20	0.4	168	11	20	106	0	0	0	2
<b>Team Totals</b>		<b>46</b>	<b>549</b>	<b>210</b>	--	--	<b>11.9</b>	<b>126</b>	<b>2.7</b>	<b>1049</b>	<b>99</b>	<b>80</b>	<b>645</b>	<b>31</b>	<b>123</b>	<b>35</b>	<b>27</b>



# Lakeside Lutheran WARRIORS



## 2020 Results

Regular Season Record: 7-4

Complete Season Record: 11-4

### SEASON RESULTS

Opponent	W/L	Score
Sauk Prairie	L	2-3
Lake Country Lutheran	L	1-2
Germantown	L	0-2
Kettle Moraine Lutheran	W	2-0
Baraboo	W	3-0
Watertown	W	3-0
Lake Mills	W	3-0
Waterloo	W	3-2
Lake Country Lutheran	W	2-0
Watertown Luther Prep	W	2-0
Waterloo	L	2-3
Brookfield Academy*	W	3-0
Lake Mills*	W	3-2
Lake Country Lutheran#	W	3-0
Catholic Memorial#	W	3-2

\* - Regional # - Sectional

L/D	Name	Position	Gr.	Ht.
2	Lydia Bilitz	DS	11	5-5
4	Greta Pingel	RS	11	5-8
5	Kylee Gnabasik	DS/L	12	5-4
6	Jenna Shadoski	RS	10	5-7
8	Sydney Langille	M	12	6-2
10	Ella DeNoyer	M	11	6-0
11	Lily Schuetz	OH	11	5-9
12	Olivia Krieser	OH	12	5-7
13	Olivia Bartels	S	10	5-5
14	Kaylee Raymond	S	12	5-8
15	Cheyenne Johnson	DS	10	5-6
18	Payton Kuepers	OH	12	6-1

## School Facts

**Administrator**  
Kirk DeNoyer

**Principal**  
James Grasby

**Athletic Director**  
Todd Jahns

**Assistant Coach(es)**  
Ben Hoppenrath  
Shelly Coron  
Lyn Marty

**Pep Band Director**  
Glen Pufahl

**School Colors**  
Navy & Columbia Blue

**School Enrollment**  
406

**Captain(s)**  
Kylee Gnabasik  
Kaylee Raymond  
Lydia Bilitz

**Managers(s)**  
Kendra Blake

**Athletic Trainer**  
Julia Neppl

**School Twitter**  
@LakesideLuthHS

**Head Coach:** Jenny Krauklis (Wisconsin Lutheran College, 2004)  
Career Record/Years: 272-76/9 yrs  
School Record/Years: 272-76/9 yrs

## Team Stats

No.	Name	SP	K	E	TA	Pct.	K/S	A	A/S	SA	SE	RE	Digs	BS	BA	BE	BHE
2	Lydia Bilitz	39	1	1	8	.000	0.0	0	0.0	23	24	19	118	0	0	0	0
4	Greta Pingel	5	5	3	10	.200	1.0	0	0.0	0	1	1	2	1	1	0	0
5	Kylee Gnabasik	43	2	3	17	.059	0.1	18	0.4	30	26	27	187	0	0	0	6
6	Jenna Shadoski	42	31	24	110	.064	0.7	0	0.0	0	0	0	29	7	21	8	0
8	Sydney Langille	43	81	23	153	.379	1.9	2	0.0	0	0	0	14	11	32	9	0
10	Ella DeNoyer	43	98	29	201	.343	2.3	0	0.0	13	16	0	33	9	17	7	1
11	Lily Schuetz	43	99	60	223	.175	2.3	0	0.0	0	0	7	18	2	8	0	0
12	Olivia Krieser	11	1	2	6	.167	0.1	0	0.0	3	1	24	2	0	0	0	0
13	Olivia Bartels	10	1	0	1	1.000	0.1	16	1.6	13	6	2	22	0	0	0	2
14	Kaylee Raymond	43	12	1	29	.379	0.3	391	9.1	20	6	0	80	1	9	3	19
15	Cheyenne Johnson	38	0	0	2	.000	0.0	0	0.0	13	5	8	140	0	0	0	0
18	Payton Kuepers	43	145	67	373	.209	3.4	00	0.0	23	20	35	141	5	16	2	1
<b>Team Totals</b>		<b>43</b>	<b>476</b>	<b>213</b>	<b>1133</b>	<b>.232</b>	<b>11.1</b>	<b>427</b>	<b>9.9</b>	<b>138</b>	<b>105</b>	<b>123</b>	<b>786</b>	<b>36</b>	<b>104</b>	<b>29</b>	<b>29</b>

# Howards Grove TIGERS



## 2020 Results

**Regular Season Record:** 15-1  
**Conference Record:** 4-0  
**Conference Place:** 1st Place  
**Complete Season Record:** 19-1

### SEASON RESULTS

Opponent	W/L	Score
Sheboygan Christian	W	3-0
Green Bay N.E.W. Lutheran	W	3-0
Oconto	W	3-0
Ozaukee	W	3-0
Manitowoc Lutheran	W	3-0
Lake Country Lutheran Invite		1st Place
Cedar Grove-Belgium	W	2-0
Waterloo	W	2-1
Lake Country Lutheran	W	2-0
Lake Mills	W	2-0
Random Lake	W	3-0
Kaukauna	L	2-3
Cedar Grove-Belgium	W	3-0
Oostburg	W	3-0
Kaukauna	W	3-0
New Holstein	W	3-0
Oconto	W	3-0
Weyauwega-Fremont*	W	3-0
Saint Mary Central*	W	3-0
Iola-Scandinavia#	W	3-0
Wabeno/Laona#	W	3-0

\* - Regional # - Sectional

L/D	Name	Position	Gr.	Ht.
1	Olivia Baierl	OH	9	5-8
2	Emma Baierl	S	11	5-7
3	Saige Damrow	OH	10	5-8
4	Mack Holzgart	L	12	5-8
5	Eden Maranell	MB	10	5-11
6	Karissa Kaminski	OH	11	5-9
7	Abby Teunissen	MB	12	5-9
8	Jacqueline Yancy	MB	10	6-0
9	Josie Halbleib	S	12	6-1
10	Madison Spanola-Barta	OH	11	5-7
12	Myka Roethel	OP	11	5-9
13	Leah Parnitzke	S	12	5-8
14	Maddie Koenig	DS	12	5-5
15	Maddy Near	MB	12	5-10
16	Destiny Benton	OP	11	5-5

## School Facts

### District Administrator

Chris Peterson

### Principal

Scott Fritz

### Athletic Director

Daniel Butler

### Assistant Coach(es)

Adam Hahn

Sara Ison

Andrea Schmidt

Matt Nawa

### Pep Band Director

Angela Houston

### School Colors

Royal Blue & Gold

### School Enrollment

279

### Captain(s)

Maddie Koenig

Leah Parnitzke

### Managers(s)

Lizzy Hockenhill

### Statistician

Carrie Damrow

### Athletic Trainer

Mason Stentz

### School Twitter

@HowardsGroveSD

**Head Coach:** Brett Damrow

Career Record/Years: 447/146/15 yrs

School Record/Years: 447/146/15 yrs

## Team Stats

No.	Name	SP	K	E	TA	Pct.	K/S	A	A/S	SA	SE	RE	Digs	BS	BA	BE	BHE
1	Olivia Baierl	10	3	0	6	.500	0.3	0	0.0	0	1	0	4	0	0	0	0
2	Emma Baierl	45	25	2	45	.511	0.6	302	6.7	17	6	0	57	1	1	0	6
3	Saige Damrow	51	119	28	284	.320	2.3	0	0.0	50	23	0	204	4	0	0	0
4	Mack Holzgart	49	0	0	0	.000	0.0	0	0.0	33	12	0	162	0	0	0	0
5	Eden Maranell	14	7	2	14	.357	0.5	0	0.0	0	0	0	2	5	1	0	0
6	Karissa Kaminski	52	157	47	378	.291	3.0	0	0.0	35	17	0	101	3	2	0	0
7	Abby Teunissen	33	40	13	88	.307	1.2	0	0.0	2	3	0	6	10	6	0	0
8	Jacqueline Yancy	35	39	8	80	.388	1.1	0	0.0	5	2	0	8	6	8	0	0
9	Josie Halbleib	44	67	13	136	.397	1.5	136	3.1	19	20	0	39	11	8	0	0
10	Madison Spanola-Barta	17	5	4	19	.053	0.3	0	0.0	0	1	0	3	0	0	0	0
12	Myka Roethel	50	57	17	151	.265	1.1	0	0.0	13	6	0	36	4	8	0	0
13	Leah Parnitzke	37	4	1	13	.231	0.1	166	4.5	14	9	0	50	0	0	0	9
14	Maddie Koenig	41	1	0	1	1.000	0.0	0	0.0	16	8	0	40	0	0	0	0
15	Maddy Near	47	81	18	155	.406	1.7	0	0.0	24	15	0	26	15	8	0	0
16	Destiny Benton	13	4	1	12	.250	0.3	0	0.0	2	1	0	0	0	0	0	0
	<b>Team Totals</b>	<b>52</b>	<b>609</b>	<b>154</b>	<b>1382</b>	<b>.329</b>	<b>11.7</b>	<b>604</b>	<b>11.6</b>	<b>230</b>	<b>124</b>	<b>0</b>	<b>738</b>	<b>59</b>	<b>42</b>	<b>0</b>	<b>15</b>



# Osseo-Fairchild THUNDER



## 2020 Results

Regular Season Record: 3-5

Conference Record: 2-5

Conference Place: 7th Place

Conference Champion

McDonell Central Catholic

Complete Season Record: 8-5

### SEASON RESULTS

Opponent	W/L	Score
Fall Creek	L	0-3
Stanley-Boyd	L	0-3
Regis	L	2-3
Thorp	W	3-0
Cadott	L	1-3
McDonell Central Catholic	L	0-3
Altoona	W	3-1
Loyal	W	3-0
Augusta*	W	3-0
Auburndale*	W	3-1
Pacelli*	W	3-1
Mondovi#	W	3-1
Cochrane-Fountain City#	W	3-0

\* - Regional # - Sectional



L/D	Name	Position	Gr.	Ht.
1	Dezaray Eisberner	RH	11	5-2
2	Rhiannon Prudlick	MB	10	5-8
4	Brooke McCune	OH	11	5-9
5	Rachel Moe	S	11	5-4
10	Zoey Lafky	L	11	5-1
11	Madison Hugdahl	MB	12	6-0
12	Hailey Mayer	RH	10	5-9
14	Mariah Steinke	OH	11	5-11
15	Taylor Gunderson	DS	10	5-6
18	Ayva Oliver	S	10	5-3
21	Josephine Tye	DS	10	5-5
23	Madisyn Loonstra	MB	10	5-10
25	Kaitlyn Skoug	RH	10	5-8

## School Facts

### District Administrator

Lori Whelan

### Principal

Drew Semingson

### Athletic Director

Andy Jepsen

### Assistant Coach(es)

Brittnie Prock

Makayla Steinke

### Pep Band Director

Adam Boll

### School Colors

Orange & Black

### School Enrollment

281

### Captain(s)

Brooke McCune

### Manager(s)

Taylor Hammer

Molly Hangartner

Brooke Mayer

Nicole Nelson

### Statistician

Betty Ward

### Athletic Trainer

Kurt Jacobson

### School Twitter

@ofsdthunder

### Sport Twitter

@OfsdV

### Head Coach: Sharon Steinke

(Davenport University, 2002 & UW-Stout, 2015)

Career Record/Years: 30-23/2 yrs

School Record/Years: 30-23/2 yrs

## Team Stats

No.	Name	SP	K	E	TA	Pct.	K/S	A	A/S	SA	SE	RE	Digs	BS	BA	BE	BHE
1	Dezaray Eisberner	38	6	7	40	.025	0.2	19	0.5	0	6	1	37	1	6	2	1
2	Rhiannon Prudlick	2	0	0	0	.000	0.0	0	0.0	0	0	0	0	0	1	0	0
10	Zoey Lafky	35	0	1	5	.000	0.0	9	0.3	4	5	14	66	0	0	0	0
4	Brooke McCune	39	147	56	448	.203	3.8	29	0.7	33	15	24	150	3	11	0	7
5	Rachel Moe	38	1	1	18	.000	0.0	136	3.6	12	8	0	62	0	0	0	12
11	Madison Hugdahl	39	78	42	215	.167	2.0	11	0.3	18	23	0	40	11	18	2	1
12	Hailey Mayer	37	7	7	44	.000	0.2	6	0.2	0	0	0	13	0	13	1	3
14	Mariah Steinke	39	100	52	353	.136	2.6	5	0.1	12	18	24	142	3	15	0	3
15	Taylor Gunderson	18	0	1	2	.000	0.0	1	0.1	0	2	1	33	0	0	0	0
18	Ayva Oliver	6	1	0	3	.333	0.2	26	4.3	5	4	0	10	0	0	0	0
21	Josephine Tye	2	0	0	1	.000	0.0	1	0.5	0	0	0	1	0	0	0	0
23	Madisyn Loonstra	39	45	21	124	.194	1.2	7	0.2	0	0	0	3	2	24	0	3
25	Katie Skoug	2	1	0	1	1.000	0.5	1	0.5	0	0	0	0	0	0	0	0
<b>Team Totals</b>		<b>39</b>	<b>386</b>	<b>188</b>	<b>1254</b>	<b>.158</b>	<b>9.9</b>	<b>251</b>	<b>6.4</b>	<b>84</b>	<b>81</b>	<b>64</b>	<b>557</b>	<b>20</b>	<b>88</b>	<b>5</b>	<b>30</b>

# Waterloo PIRATES



## 2020 Results

Regular Season Record: 21-4

Complete Season Record: 25-4

### SEASON RESULTS

Opponent	W/L	Score
Sauk Prairie	W	2-1
Marshall	W	2-0
Lake Mills	W	2-0
Hartford Union	W	2-0
Lake Mills	W	2-0
Hartford Union	W	2-0
Kaukauna	W	3-0
Marshall	W	3-0
Lake Country Lutheran	W	2-0
Lake Mills	W	2-0
Howards Grove	L	1-2
Cedar-Grove-Belgium	W	2-0
Watertown Luther Prep	W	3-1
Kettle Moraine Lutheran	W	2-0
Watertown Luther Prep	W	3-0
Edgewood Sacred Heart	W	3-2
Kaukauna	W	3-1
Marshall	W	3-0
Sauk Prairie	L	1-2
Wisconsin Lutheran	W	2-0
Portage	W	3-0
Lakeside Lutheran	L	2-3
Divine Savior Holy Angels	W	2-0
Pewaukee	L	0-2
Lakeside Lutheran	W	3-2
Williams Bay*	W	3-0
Johnson Creek*	W	3-0
Markesan#	W	3-0
Kenosha St. Joseph Catholic Academy#	W	3-0

\* - Regional # - Sectional



L/D	Name	Position	Gr.	Ht.
1	Angelina Westberg	DS/L	11	5-7
3	Deeana Lira	MH	11	5-10
4	Quinnly Hush	MH	11	5-9
6	Gizelle Zimbric	S/DS	12	5-4
7	Rylee Duessler	OH	10	5-9
8	Brenna Huebner	S	9	5-7
10	Kamden Fitzgerald	DS	11	5-6
12	Skyler Powers	MH	12	5-9
14	Ashley Batz	DS/L	10	5-5
15	Michaela Riege	L	11	5-7
17	Sophia Schneider	OH/S	10	5-10
20	Joslyn Wolff	OH/S	12	5-11
21	Abbie Gier	MH/OH	11	5-8
22	Brooke Mosher	OH/S	12	6-0
33	Alyssa Baumann	OH/MB	11	5-10

## School Facts

### District Administrator

Brian Henning

### Principal

Brad Donner

### Athletic Director

Lynn Dose

### Assistant Coach(es)

Stacy Riege

Olivia Pratt

### School Colors

Maroon & Gold

### School Enrollment

243

### Captain(s)

Brooke Mosher

Joslyn Wolff

### Managers(s)

Autumn Mosher

Kaiya Albrecht

Lydia Ciciva

Brooke Benninger

Ashley Gonzalez

### School Twitter

@WaterlooWLK12

### Sport Twitter

@waterloovolley1

**Head Coach:** Christy Mosher (UW-Madison)  
Career Record/Years: 90-24/3 yrs  
School Record/Years: 90-24/3 yrs

## Team Stats

No.	Name	SP	K	E	TA	Pct.	K/S	A	A/S	SA	SE	RE	Digs	BS	BA	BE	BHE
1	Angelina Westberg	50	3	0	7	.429	0.1	14	0.3	8	1	13	87	0	0	--	--
3	Deeana Lira	24	11	1	24	.417	0.5	3	0.1	0	0	0	7	3	15	--	--
4	Quinnly Hush	36	8	3	42	.119	0.2	0	0.0	0	0	0	6	3	13	--	--
6	Gizelle Zimbric	17	1	0	3	.333	0.1	30	1.8	1	5	0	3	0	0	--	--
7	Rylee Duessler	75	137	64	380	.192	1.8	4	0.1	40	33	20	132	1	11	--	--
8	Brenna Huebner	9	1	0	1	1.000	0.1	18	2.0	4	1	0	4	0	0	--	--
10	Kamden Fitzgerald	66	1	2	6	.167	0.0	0	0.0	15	24	1	27	0	0	--	--
12	Skyler Powers	73	30	11	87	.218	0.4	1	0.0	0	1	0	12	0	36	--	--
14	Ashley Batz	17	0	0	0	.000	0.0	0	0.0	9	2	3	11	0	0	--	--
15	Michaela Riege	75	0	0	5	.000	0.0	90	1.2	42	41	42	307	0	0	--	--
17	Sophia Schneider	74	136	62	351	.211	1.8	228	3.1	33	19	17	164	4	26	--	--
20	Joslyn Wolff	75	225	52	520	.333	3.0	174	2.3	60	23	22	175	3	16	--	--
21	Abbie Gier	31	40	9	84	.369	1.3	4	0.1	0	0	0	9	4	19	--	--
22	Brooke Mosher	75	399	92	722	.425	5.3	330	4.4	60	46	8	217	8	38	--	--
33	Alyssa Baumann	3	0	1	3	.000	0.0	0	0.0	0	0	0	0	0	0	--	--
	<b>Team Totals</b>	<b>75</b>	<b>992</b>	<b>297</b>	<b>2235</b>	<b>.311</b>	<b>13.2</b>	<b>896</b>	<b>12.0</b>	<b>272</b>	<b>196</b>	<b>126</b>	<b>1161</b>	<b>26</b>	<b>174</b>	<b>--</b>	<b>--</b>



# Fall Creek CRICKETS



## 2020 Results

**Regular Season Record:** 12-2

**Conference Record:** 6-1

**Conference Place:** 2nd Place

**Conference Champion**

McDonell Central Catholic

**Complete Season Record:** 16-2

### SEASON RESULTS

Opponent	W/L	Score
Osseo-Fairchild	W	3-0
McDonell Central Catholic	L	0-3
Altoona	W	3-0
Athens	W	3-0
Regis	W	3-0
Stanley-Boyd	W	3-0
McDonell Central Catholic	W	3-1
Altoona	W	3-0
Cadott	W	3-0
Thorp	W	3-0
Colby	W	3-0
Phillips	L	2-3
Colby	W	3-0
Neillsville	W	3-0
Cadott*	W	3-0
Ladysmith*	W	3-0
Clear Lake#	W	3-0
Grantsburg#	W	3-0

\* - Regional # - Sectional



L/D	Name	Position	Gr.	Ht.
1	Catrina Cline	DS	11	5-3
3	Arin Lipke	DS	12	5-2
4	Emily Madden	L	12	5-6
5	Anika Steinke	S	11	5-6
7	Mackensy Kolpien	OH	12	5-8
8	Sam Olson	S/RS	11	5-9
9	Jaedyn Mansur	RS	12	5-8
11	Hannah Herrem	DS	11	5-2
12	Hannah Ming	RS	12	5-6
13	Katie Johnston	DS	12	5-3
14	Emma Ryan	MB	12	5-10
16	Gianna Vollrath	MB/OH	11	6-1
17	Tori Marten	OH	10	5-10

## School Facts

**District Administrator**

Dr. Joe Sanfelippo

**Principal**

Brad Ceranski

**Athletic Director**

Brad Ceranski

**Assistant Coach(es)**

Megan Jaenke

Karen Wright

**Pep Band Director**

Brad Stoughton

**School Colors**

Green & White

**School Enrollment**

236

**Captain(s)**

Emily Madden

Gianna Vollrath

**Managers(s)**

Delaney Harriman

Karley Harriman

**Athletic Trainer**

Kurt Jacobson

**School Twitter**

@fccrickets

**Sport Twitter**

#gocrickets

**Head Coach:** Matt Prissel (UW-La Crosse, 2004)

Career Record/Years: 182-70/7 yrs

School Record/Years: 182-70/7 yrs

## Team Stats

No.	Name	SP	K	E	TA	Pct.	K/S	A	A/S	SA	SE	RE	Digs	BS	BA	BE	BHE
1	Catrina Cline	12	0	0	1	.000	0.0	1	0.1	4	3	--	29	0	0	0	--
3	Arin Lipke	12	0	0	0	.000	0.0	0	0.0	0	0	--	11	0	0	0	--
4	Emily Madden	51	0	0	5	.000	0.0	9	0.2	18	10	--	228	0	0	0	--
5	Anika Steinke	51	1	4	10	.300	0.0	150	2.9	19	17	--	55	0	0	0	--
7	Mackensy Kolpien	51	27	20	172	.041	0.5	3	0.1	16	17	--	59	5	11	8	--
8	Sam Olson	51	57	29	268	.104	1.1	315	6.2	43	16	--	127	4	10	12	--
9	Jaedyn Mansur	24	2	9	30	.233	0.1	0	0.0	0	0	--	5	4	5	9	--
11	Hannah Herrem	39	2	2	13	.000	0.1	4	0.1	9	13	--	97	0	0	0	--
12	Hannah Ming	30	7	5	25	.080	0.2	0	0.0	0	0	--	5	0	1	2	--
13	Katie Johnston	10	0	0	1	.000	0.0	0	0.0	0	1	--	11	0	0	0	--
14	Emma Ryan	51	125	43	304	.270	2.5	3	0.1	0	0	--	6	23	19	25	--
16	Gianna Vollrath	51	258	44	647	.331	5.1	9	0.2	26	13	--	129	36	17	26	--
17	Tori Marten	51	44	46	210	.010	0.9	2	0.0	0	0	--	22	3	10	9	--
	<b>Team Totals</b>	<b>51</b>	<b>523</b>	<b>202</b>	<b>1686</b>	<b>.190</b>	<b>10.3</b>	<b>496</b>	<b>9.7</b>	<b>135</b>	<b>90</b>	<b>--</b>	<b>784</b>	<b>75</b>	<b>73</b>	<b>91</b>	<b>--</b>

# McDonnell Central Catholic MACKS



## 2020 Results

**Regular Season Record:** 16-1  
**Conference Record:** 8-0  
**Conference Place:** 1st Place  
**Complete Season Record:** 20-1

### SEASON RESULTS

Opponent	W/L	Score
Columbus Catholic	W	3-1
Regis	W	3-1
Diocesan Tournament		1st Place
Regis	W	2-1
Newman Catholic	W	2-0
Columbus Catholic	W	2-0
Fall Creek	W	3-0
Stanley-Boyd	W	3-0
Baldwin-Woodville	W	3-1
Altoona	W	3-1
Thorp	W	3-0
Fall Creek	L	1-3
Altoona	W	3-0
Osseo-Fairchild	W	3-0
Cadott	W	3-0
Menomonie	W	3-0
Columbus Catholic	W	3-0
Prentice	W	3-0
Gilman*	W	3-0
Cornell*	W	3-0
Northwood#	W	3-0
Turtle Lake#	W	3-1

\* - Regional # - Sectional

L/D	Name	Position	Gr.	Ht.
	0 Destiny Baughman	OH	11	5-6
2/24	Lauryn Deetz	L	11	5-5
3/1	Sydney Flanagan	DS	11	5-4
4	Maggie Craker	S	12	5-9
5	Marley Hughes	MB	10	5-9
8	Ella Haley	RS	12	5-7
9	Sidney Rice	OH	12	5-8
10	Kate Roth	RS	12	5-8
11	Grace Goettl	OH	10	5-7
12	Josie Witkowski	OH	10	5-7
15	Emma Stelter	OH	11	5-6
16	Kait Ortmann	MB	11	5-10
18	Aubrey Dorn	MB	9	5-10
22	Abby Bresina	S	9	5-4
36	Samantha Wirtz	DS	12	5-0

## School Facts

**Administrator**  
Molly Bushman

**Principal**  
Brain Schulner

**Athletic Director**  
Emily Mallek

**Assistant Coach(es)**  
DeWayne Hanson  
Steve Roesler  
Shannon Horan  
April Newton  
Christi Oeljtjan

**School Colors**  
Blue & White

**School Enrollment**  
129

**Managers(s)**  
Paige Smiskey

**Statistician(s)**  
Taylan Hanson  
Kynslie Hanson

**Athletic Trainer**  
Lynn Reuss

**School Twitter**  
@McDonell\_HS

**Sport Twitter**  
McDMacksVB

**Head Coach:** Kat Hanson (UW-Stout 2006)

Career Record/Years: 342-91/9 yrs

School Record/Years: 342-91/9 yrs

## Team Stats

No.	Name	SP	K	E	TA	Pct.	K/S	A	A/S	SA	SE	RE	Digs	BS	BA	BE	BHE
0	Destiny Baughman	60	142	88	440	.123	2.4	14	0.2	25	7	--	180	10	4	--	--
2/24	Lauryn Deetz	60	7	1	12	.500	0.1	23	0.4	24	17	--	232	0	0	--	--
3/1	Sydney Flanagan	60	2	0	3	.667	0.0	4	0.1	14	12	--	148	0	0	--	--
4	Maggie Craker	60	101	31	276	.254	1.7	580	9.7	56	13	--	212	9	7	--	--
5	Marley Hughes	60	123	28	297	.320	2.1	6	0.1	0	0	--	37	24	5	--	--
8	Ella Haley	57	44	22	135	.163	0.8	51	0.9	26	19	--	124	2	0	--	--
9	Sidney Rice	60	153	84	432	.160	2.6	7	0.1	0	1	--	55	9	1	--	--
10	Kate Roth	8	3	0	9	.333	0.4	0	0.0	0	0	--	1	0	0	--	--
11	Grace Goettl	4	3	3	11	.000	0.8	1	0.3	0	0	--	3	1	0	--	--
12	Josie Witkowski	10	2	2	6	.000	0.2	4	0.4	0	5	--	6	1	0	--	--
15	Emma Stelter	6	0	0	2	.000	0.0	0	0.0	1	2	--	4	0	0	--	--
16	Kait Ortmann	60	133	47	297	.290	2.2	3	0.1	19	21	--	34	11	7	--	--
36	Samantha Wirtz	8	0	0	0	.000	0.0	0	0.0	0	0	--	4	0	0	--	--
<b>Team Totals</b>		<b>60</b>	<b>713</b>	<b>306</b>	<b>1920</b>	<b>.212</b>	<b>11.9</b>	<b>693</b>	<b>11.6</b>	<b>165</b>	<b>97</b>	<b>--</b>	<b>1040</b>	<b>67</b>	<b>24</b>	<b>--</b>	<b>--</b>



# Prentice BUCCANEERS



## 2020 Results

**Regular Season Record:** 7-4  
**Conference Record:** 5-1  
**Conference Place:** 1st Place (Tied)  
**Conference Champions**  
 Tri-Champs with Phillips & Stratford  
**Complete Season Record:** 10-4

### SEASON RESULTS

Opponent	W/L	Score
Rib Lake	W	3-0
Stratford	W	3-1
Phillips	L	2-3
Edgar	W	3-2
Ashland	W	3-0
Phillips	L	0-2
Three Lakes	W	2-1
Auburndale	W	3-0
Newman Catholic	W	3-0
McDonell Central Catholic	L	0-3
Mosinee	L	1-3
Northland Lutheran*	W	3-0
Newman Catholic*	W	3-0
Three Lakes#	W	3-2

\* - Regional # - Sectional

L/D	Name	Position	Gr.	Ht.
1	Leah Nehls	DS	9	5-2
2	Amelia Dettmering	OH	12	5-8
3	Olivia Dettmering	S	12	5-8
5	Kyla Murphy	MB	11	5-10
6	Ayriel Foster	OPP	10	5-5
7	Lydia Harding	S	9	5-6
9	Olivia Burcaw	OH	12	5-11
12	Carissa Harding	MB	10	5-8
14	Mallory Burcaw	MB	10	5-7
15	Molly Blarek	OH	10	5-4
17	Kara Raab	DS	11	5-2
20	Olivia Nehls	L	12	5-2

## School Facts

### District Administrator

Randy Bergman

### Principal

Melissa Pilgrim

### Athletic Director(s)

Kati Isaacson

Cal Kraegenbrink

### Assistant Coach(es)

Amy Parisi

### Pep Band Director

Andrea Cress

### School Colors

Red, White & Black

### School Enrollment

134

### Captain(s)

Olivia Burcaw

### School Twitter

@prenticeschools

**Head Coach:** Mike Murphy (BS VA Tech, 1992 & DDS MCV, 1997)

Career Record/Years: 112-108/9 yrs

School Record/Years: 112-108/9 yrs

## Team Stats

No.	Name	SP	K	E	TA	Pct.	K/S	A	A/S	SA	SE	RE	Digs	BS	BA	BE	BHE
1	Leah Nehls	32	0	0	3	.000	0.0	3	0.1	2	2	--	40	0	0	--	--
2	Amelia Dettmering	41	110	31	323	.245	2.7	14	0.3	38	13	--	56	9	3	--	--
3	Olivia Dettmering	44	17	5	24	.500	0.4	320	7.3	15	7	--	32	6	8	--	--
5	Kyla Murphy	41	27	11	79	.203	0.7	5	0.1	0	0	--	9	14	9	--	--
6	Ayriel Foster	28	14	15	73	.014	0.5	3	0.1	0	1	--	4	0	4	--	--
7	Lydia Harding	1	0	0	0	.000	0.0	0	0.0	1	0	--	0	0	0	--	--
9	Olivia Burcaw	44	202	49	446	.343	4.6	10	0.2	11	8	--	50	6	5	--	--
12	Carissa Harding	9	4	1	11	.273	0.4	0	0.0	0	0	--	1	3	2	--	--
14	Mallory Burcaw	44	26	10	106	.151	0.6	2	0.0	10	18	--	2	16	14	--	--
15	Molly Blarek	12	1	1	6	.000	0.1	2	0.2	4	1	--	5	0	1	--	--
17	Kara Raab	2	0	0	0	.000	0.0	0	0.0	1	0	--	1	0	0	--	--
20	Olivia Nehls	44	0	0	0	.000	0.0	3	0.1	38	22	--	156	0	0	--	--
<b>Team Totals</b>		<b>44</b>	<b>401</b>	<b>123</b>	<b>1071</b>	<b>.260</b>	<b>9.1</b>	<b>362</b>	<b>8.2</b>	<b>120</b>	<b>72</b>	<b>--</b>	<b>356</b>	<b>54</b>	<b>46</b>	<b>--</b>	<b>--</b>

# Catholic Central HILLTOPPERS



## 2020 Results

Regular Season Record: 16-0

Conference Record: 16-0

Conference Place: 1st Place

Complete Season Record: 20-0

### SEASON RESULTS

Opponent	W/L	Score
Kenosha St. Joseph		
Catholic Academy	W	3-0
Martin Luther	W	3-0
Martin Luther	W	3-0
Racine Lutheran	W	3-0
Saint Thomas More	W	3-0
Racine Saint Catherine's	W	3-0
Racine Saint Catherine's	W	3-0
Saint Thomas More	W	3-0
Shoreland Lutheran	W	3-0
Dominican	W	3-0
Dominican	W	3-0
The Prairie School	W	3-0
The Prairie School	W	3-1
Racine Lutheran	W	3-0
Shoreland Lutheran	W	3-0
Kenosha St. Joseph		
Catholic Academy	W	3-0
Sheboygan Christian*	W	3-0
Elkhart Lake-Glenbeulah*	W	3-0
Tri-County#	W	3-0
Green Bay N.E.W. Lutheran/		
Providence Academy#	W	3-2

\* - Regional # - Sectional

L/D	Name	Position	Gr.	Ht.
1	Grace Antlfinger	L	12	5-5
2	Kelsee Weis	OH	11	5-8
3	Kelly Pum	DS	10	5-4
4	Julia Klein	MH	11	5-11
5	Stephanie Jabrial	OH	10	5-5
7	Kayla Loos	MH	10	6-0
8	Laine Dirksmeyer	OPP	12	5-6
9	Makayla Vos	OH	11	5-5
10	Hannah Sobbe	OH	12	5-8
11	Katie Walkington	DS	11	5-5
12	Cara Krien	MH	12	5-11
13	Sammie Seib	OH	12	5-8
15	Ella Shaw	S	12	5-9
16	Alexis Kucera	OH	11	5-6
17	Jayden Garratt	S	9	5-7

## School Facts

### Administrator

Bonnie Scholz

### Principal

Bonnie Scholz

### Athletic Director

Tom Aldrich

### Assistant Coach(es)

Amanda Nevins

Tyler Galstad

Sara Seib

### School Colors

Royal Blue & White

### School Enrollment

136

### Captain(s)

Ella Shaw

Sammie Seib

### Managers(s)

Jenny Rogan

### Statistician

Jenny Rogan

### Athletic Trainer

Carrie Burg

### School Twitter

@cchstoppers

**Head Coach:** Wayne Schultz (UIC, 1983)

Career Record/Years: 463-198/19 yrs

School Record/Years: 89-18/3 yrs

## Team Stats

No.	Name	SP	K	E	TA	Pct.	K/S	A	A/S	SA	SE	RE	Digs	BS	BA	BE	BHE
1	Grace Antlfinger	54	3	4	24	.042	0.1	35	0.6	36	14	16	299	0	0	0	0
2	Kelsee Weis	54	110	36	246	.301	2.0	2	0.0	0	0	6	24	0	3	0	0
3	Kelly Pum	55	0	0	1	.000	0.0	3	0.1	40	18	2	42	0	0	0	0
4	Julia Klein	27	31	10	81	.259	1.2	1	0.0	0	0	0	3	2	4	0	0
5	Stephanie Jabrial	7	0	0	0	.000	0.0	0	0.0	4	5	0	3	0	0	0	0
7	Kayla Loos	42	52	22	133	.226	1.2	0	0.0	0	0	0	4	8	11	4	0
8	Laine Dirksmeyer	55	146	53	336	.277	2.7	3	0.1	38	27	0	130	6	8	0	0
9	Makayla Vos	52	4	3	21	.048	0.1	2	0.0	19	10	7	126	0	0	0	0
10	Hannah Sobbe	17	3	3	11	.000	0.2	0	0.0	1	3	3	13	0	0	0	0
11	Katie Walkington	3	0	0	0	.000	0.0	0	0.0	0	1	0	2	0	0	0	0
12	Cara Krien	52	108	31	228	.338	2.1	1	0.0	0	0	0	14	11	4	0	0
13	Sammie Seib	48	216	52	441	.372	4.5	2	0.0	41	9	6	164	5	4	2	0
15	Ella Shaw	55	22	1	38	.553	0.4	423	7.7	58	18	0	64	2	5	1	9
16	Alexis Kucera	23	2	2	11	.000	0.1	1	0.0	8	1	0	33	0	0	0	0
17	Jayden Garratt	51	0	0	1	.000	0.0	164	3.2	0	0	0	45	0	0	0	13
	<b>Team Totals</b>	<b>55</b>	<b>697</b>	<b>217</b>	<b>1572</b>	<b>.305</b>	<b>12.7</b>	<b>637</b>	<b>11.6</b>	<b>245</b>	<b>106</b>	<b>40</b>	<b>966</b>	<b>34</b>	<b>39</b>	<b>7</b>	<b>22</b>



Eau Claire Immanuel Lutheran

# LANCERS



## 2020 Results

Regular Season Record: 12-0

Conference Record: 12-0

Conference Place: 1st Place

Complete Season Record: 16-0

### SEASON RESULTS

Opponent	W/L	Score
Eleva-Strum	W	3-0
Independence	W	3-0
Alma Center Lincoln	W	3-0
Alma Center Lincoln	W	3-0
Whitehall	W	3-0
Gilmanton	W	3-0
Gilmanton	W	3-0
Augusta	W	3-0
Cochrane-Fountain City	W	3-0
Augusta	W	3-0
Melrose-Mindoro	W	3-0
Alma Center Lincoln*	W	3-0
Independence*	W	3-0
Blair-Taylor	W	3-0
Potosi#	W	3-0
Black Hawk#	W	3-2

\* - Regional # - Sectional

L/D	Name	Position	Gr.	Ht.
1	Marnie Schaller	RS	11	5-5
2	Emma Miller	DS	12	5-4
4	Allie Schierenbeck	S	11	5-7
5	Sarah Fox	DS	12	5-7
7	Faith Kazemba	L	11	5-6
8	Annie Oster	OH	11	5-9
9	Erica Oster	MB	12	5-10
10	Kari Wales	DS	12	5-6
11	Lydia Kettner	MB	12	5-6
12	Riley Naumann	RS	11	5-11
13	Sheridan Noeldner	S	10	5-5
15	Hannah Kazemba	OH	9	5-7
18	Claire Schierenbeck	S	11	5-8

## School Facts

**President**  
Dan Schierenbeck

**Principal**  
Joel Gullerud

**Athletic Director(s)**  
Mark Kranz  
Karen Johannes

**Assistant Coach(es)**  
April Sydow  
Samantha Schmitt

**Pep Band Director(s)**  
Mark Kranz  
Joel Gullerud

**School Colors**  
Green, Black & White

**School Enrollment**  
108

**Statistician**  
Adrie Falkenberg  
Christian Kazemba

**Athletic Trainer**  
Luke Howard

**Head Coach:** Joe Lau (Immanuel Lutheran College, 1989)

Career Record/Years: 455-238-70/25 yrs

School Record/Years: 455-238-70/25 yrs

## Team Stats

No.	Name	SP	K	E	TA	Pct.	K/S	A	A/S	SA	SE	RE	Digs	BS	BA	BE	BHE
1	Marnie Schaller	7	0	0	1	.000	0.0	1	0.1	3	1	0	4	0	0	0	0
2	Emma Miller	45	3	1	21	.095	0.1	1	0.0	18	10	28	94	0	0	0	0
4	Allie Schierenbeck	45	49	11	165	.230	1.1	153	3.4	16	13	2	42	4	7	2	8
5	Sarah Fox	33	4	3	9	.111	0.1	1	0.0	1	3	12	24	0	1	0	1
7	Faith Kazemba	45	6	9	48	.063	0.1	2	0.0	44	27	34	167	0	0	0	0
8	Annie Oster	45	126	22	278	.374	2.8	1	0.0	23	8	2	38	6	3	4	0
9	Erica Oster	45	104	22	228	.360	2.3	2	0.0	37	23	3	33	25	25	4	0
10	Kari Wales	37	2	1	8	.125	0.1	0	0.0	0	1	19	42	0	0	0	0
11	Lydia Kettner	43	41	21	125	.160	1.0	1	0.0	0	0	1	6	8	10	7	2
12	Riley Naumann	42	59	23	143	.252	1.4	10	0.2	0	0	5	18	8	22	4	2
13	Sheridan Noeldner	13	1	0	4	.250	0.1	13	1.0	1	0	0	2	0	0	0	0
15	Hannah Kazemba	12	3	2	14	.071	0.3	0	0.0	1	2	2	6	0	0	0	0
18	Claire Schierenbeck	45	70	29	212	.193	1.6	242	5.4	55	19	3	77	0	2	0	8
<b>Team Totals</b>		<b>45</b>	<b>468</b>	<b>144</b>	<b>1256</b>	<b>.258</b>	<b>10.4</b>	<b>427</b>	<b>9.5</b>	<b>199</b>	<b>107</b>	<b>111</b>	<b>553</b>	<b>51</b>	<b>70</b>	<b>21</b>	<b>21</b>

# Westosha Central FALCONS



## 2020 Results

Regular Season Record: 8-0

Conference Record: 8-0

Conference Place: 1st Place

Complete Season Record: 10-0

### SEASON RESULTS

Opponent	W/L	Score
Union Grove	W	3-0
Wilmot Union	W	3-0
Racine Saint Catherine's/ Racine Lutheran	W	3-0
Burlington	W	3-0
Union Grove	W	3-0
Racine Saint Catherine's/ Racine Lutheran	W	3-0
Burlington	W	3-1
Wilmot Union	W	3-1
Burlington#	W	3-0
Kenosha Indian Trail#	W	3-0

\* - Regional # - Sectional

L/D	Name	Position	Gr.	Ht.
1	Daniel Tompkins	OH	11	6-0
2	Bryan Topercer	OH/RS	11	5-11
3	Tyler Schoolcraft	RS	11	5-10
4	Lucas Koeppel	M/RS	12	6-4
5	John Kinzler	L	10	6-0
6	Wyatt Anderson	M	10	6-3
7	Keegan Kearby	S/RS	11	6-0
8	Jack Rose	OH	11	6-3
9	Drew Reiter	DS/L	11	5-10
11	Cayleb Correa	OH	11	6-1
12	Dakota Veium	DS	11	5-9
14	Bradley Bell	M	10	6-6
15	Logan Piktel	MB	11	6-4

## School Facts

### District Administrator

John Gendron

### Principal

Dale VanKeuren

### Athletic Director

Jon Lindh

### Assistant Coach(es)

Brett Kaczmarek

Lauren Hickson

Jordan Meyers

### Pep Band Director

Adam Scheele

### School Colors

Maroon & Silver

### School Enrollment

1099

### Captain(s)

Keegan Kearby

Daniel Tompkins

### Athletic Trainer

Eliza Barter

### School Twitter

@WestoshaCHS

### Sport Twitter

@WestoshaA

@WestoshaM

Head Coach: Drew Cox (UW-Whitewater, 2015)

Career Record/Years: 48-29/3 yrs

School Record/Years: 48-29/3 yrs

## Team Stats

No.	Name	SP	K	E	TA	Pct.	K/S	A	A/S	SA	SE	RE	Digs	BS	BA	BE	BHE
1	Daniel Tompkins	18	45	12	106	.311	2.5	3	0.2	22	11	5	27	4	7	3	--
2	Bryan Topercer	18	30	7	45	.511	1.7	1	0.1	6	9	0	11	5	10	1	--
3	Tyler Schoolcraft	8	12	6	39	.154	1.5	0	0.0	2	3	0	14	0	2	1	--
4	Lucas Koeppel	18	27	2	39	.641	1.5	0	0.0	2	4	0	2	15	13	3	--
5	John Kinzler	26	0	0	0	.000	0.0	1	0.0	9	3	2	53	0	0	0	--
6	Wyatt Anderson	8	15	3	26	.462	1.9	6	0.8	2	2	0	3	5	1	2	--
7	Keegan Kearby	26	14	2	19	.632	0.5	253	9.7	18	15	0	48	16	10	5	--
8	Jack Rose	18	43	11	90	.356	2.4	0	0.0	10	13	1	37	1	3	3	--
9	Drew Reiter	26	0	0	0	.000	0.0	1	0.0	8	6	3	32	0	0	0	--
11	Cayleb Correa	8	19	28	78	.115	2.4	0	0.0	2	6	4	16	1	1	2	--
12	Dakota Veium	8	21	9	48	.250	2.6	0	0.0	1	6	3	23	0	1	2	--
14	Bradley Bell	18	32	7	47	.532	1.8	0	0.0	8	12	0	4	16	11	5	--
15	Logan Piktel	8	11	4	22	.318	1.4	0	0.0	0	1	1	1	1	3	2	--
<b>Team Totals</b>		<b>26</b>	<b>269</b>	<b>91</b>	<b>559</b>	<b>.318</b>	<b>10.4</b>	<b>265</b>	<b>10.2</b>	<b>90</b>	<b>91</b>	<b>19</b>	<b>271</b>	<b>64</b>	<b>62</b>	<b>29</b>	<b>--</b>



# Arrowhead WARHAWKS



## 2020 Results

Regular Season Record: 7-7

Conference Record: 7-7

Conference Place: 4th Place

Conference Champion

Catholic Memorial

Complete Season Record: 10-7

### SEASON RESULTS

Opponent	W/L	Score
Waukesha West	L	0-3
Catholic Memorial	L	2-3
Kettle Moraine	L	0-3
Muskego	W	3-1
Mukwonago	W	3-0
Waukesha South	W	3-1
Mukwonago	W	3-1
Waukesha North	W	3-0
Waukesha South	W	3-2
Muskego	L	1-3
Waukesha West	L	1-3
Kettle Moraine	L	0-3
Waukesha North	W	3-0
Catholic Memorial	L	0-3
Homestead*	W	3-0
Cedarburg#	W	3-2
Germantown#	W	3-1

\* - Regional # - Sectional

L/D	Name	Position	Gr.	Ht.
2	Eli Javier	S/DS	12	5-8
3	Cameron Gohde	S	12	5-8
4	Connor Murphy	L	12	5-11
5	Alex Roussel	DS	12	5-9
6	Oscar Vogt	RS	11	6-3
7	Grant Wieczorek	OH/DS	11	6-0
8	Drew Pytlinski	M	11	6-2
9	Evan Pytlinski	OH	11	6-3
10	Jacob Stevens	S	11	6-2
11	Tanner Sugrue	RS	12	5-11
12	Bennet Adams	OH	10	6-1
13	Ethan Mechenich	OH	11	6-1
14	Logan Van Sistine	OH/RS	12	6-5
15	Jake Davis	OH	12	6-4
16	Sam Polentini	M	11	6-6
17	Mac Wrecke	RS/M	10	6-5

## School Facts

### District Administrator

Laura Myrah

### Principal

Gregg Wieczorek

### Athletic Director

Ryan Mangan

### Assistant Coach(es)

Grayson Peacock

Zach Zawada

Alex Pham

Deb Paradowski

Julie Roussel

### School Colors

Scarlet, Columbia Blue & White

### School Enrollment

2106

### Captain(s)

Connor Murphy

Jake Davis

Cameron Gohde

### Managers(s)

Steven Kosidowski

### Athletic Trainer(s)

Chyla Bechtel

Abby Leisemann

ProHealth Care

### School Twitter

@arrowheadschool

### Sport Twitter

@boysarrowhead

**Head Coach:** Dennis Mechenich (UW-Whitewater, 1997)

Career Record/Year: 10-7/1 yr

School Record/Year: 10-7/1 yr

## Team Stats

No.	Name	SP	K	E	TA	Pct.	K/S	A	A/S	SA	SE	RE	Digs	BS	BA	BE	BHE
2	Eli Javier	48	1	0	2	.500	0.	35	0.7	19	16	0	69	0	0	--	--
3	Cameron Gohde	62	11	1	17	.588	0.2	591	9.5	26	20	1	116	8	26	--	--
4	Connor Murphy	29	0	0	0	.000	0.0	13	0.4	5	9	5	108	0	0	--	--
5	Alex Roussel	36	0	0	1	.000	0.0	3	0.1	9	5	7	44	0	0	--	--
6	Oscar Vogt	18	16	13	53	.057	0.9	2	0.1	0	0	2	8	12	--	--	
7	Grant Wieczorek	34	5	4	14	.071	0.2	6	0.2	7	12	13	120	0	0	--	--
8	Drew Pytlinski	60	97	21	171	.444	1.6	6	0.1	7	11	0	7	7	36	--	--
9	Evan Pytlinski	28	26	13	66	.197	0.9	1	0.0	4	8	15	45	1	4	--	--
10	Jacob Stevens	7	0	2	2	.000	0.0	7	1.0	3	7	0	7	0	0	--	--
11	Tanner Sugrue	6	9	4	21	.238	1.5	0	0.0	0	0	0	5	0	3	--	--
12	Bennet Adams	49	94	53	246	.167	1.9	2	0.0	7	19	16	81	3	6	--	--
13	Ethan Mechenich	5	7	5	31	.065	1.4	0	0.0	0	2	0	8	1	2	--	--
14	Logan Van Sistine	52	53	30	145	.159	1.0	1	0.0	3	6	2	42	4	24	--	--
15	Jake Davis	61	252	102	524	.286	4.1	6	0.1	23	57	19	171	6	30	--	--
16	Sam Polentini	51	103	33	202	.347	2.0	0	0.0	0	0	0	8	19	47	--	--
17	Mac Wrecke	19	24	15	67	.134	1.3	0	0.0	0	0	0	2	3	4	--	--
	<b>Team Totals</b>	<b>62</b>	<b>698</b>	<b>296</b>	<b>1562</b>	<b>.257</b>	<b>11.3</b>	<b>673</b>	<b>10.9</b>	<b>113</b>	<b>172</b>	<b>78</b>	<b>835</b>	<b>60</b>	<b>194</b>	<b>--</b>	<b>--</b>

# New Berlin Eisenhower/West UNITED



## 2020 Results

Regular Season Record: 16-4

Conference Record: 8-0

Conference Place: 1st Place

Complete Season Record: 18-4

### SEASON RESULTS

Opponent	W/L	Score
Greendale	W	3-0
Waukesha West	L	0-3
Brookfield East	W	3-2
Shorewood	W	3-0
South Milwaukee/ Saint Thomas More	W	3-0
Wauwatosa East	W	2-1
Brookfield Central	L	1-2
Muskego	L	0-2
West Allis Central	W	3-0
Whitnall	W	3-0
Pius XI Catholic	W	3-2
Brookfield Central	W	2-0
Mukwonago	W	2-1
Hartford Union	W	2-0
Dominican	W	3-2
Greenfield	W	3-0
Marquette University H.S.	L	0-3
West Allis Nathan Hale	W	3-1
Dominican	W	3-0
Hamilton	W	3-1
West Allis Nathan Hale#	W	3-0
Brookfield Central#	W	3-0

\* - Regional # - Sectional

L/D	Name	Position	Gr.	Ht.
1	Seth Aiello	OH	10	5-11
3	Xander Wilson	RS/OH	12	5-10
4	Joe Gress	L/DS	12	5-7
5	Noah Daniels	MH/B	11	6-4
6	Ben Johnson	RS/OH	12	6-2
7	Will Bauer	RS	11	6-3
8	Jacob Wisniewski	S	11	5-10
9	Jake Berenz	S	12	5-8
10	Wil Gottschalk	OH	12	6-1
11	Jackson Heuer	L/DS	11	6-1
12	Graham Gasper	RS	12	6-3
15	Sid Blessington	MH/B	12	6-6
18	Sam Ludwig	OH	12	6-1

## School Facts

### District Administrator

Joe Garza

### Principal

Matt Buckley

### Athletic Director

Kevin Fitzgerald

### Assistant Coach(es)

Jake Oberbruner

Dave Heuer

Rich Wanta

### Pep Band Director

Ryan Meisel

### School Colors

Black & Gold

### School Enrollment

1531

### Captain(s)

Sam Ludwig

Jake Berenz

Wil Gottschalk

### Managers(s)

Braden Borchardt

### Athletic Trainer(s)

Traci Vanderloop

Anna Greben

### School Twitter

@ikelions

### Sport Twitter

@NBUnitedVB

**Head Coach:** Nick Maske (Carroll College)  
 Career Years: 22 yrs  
 School Record/Years: 96-41/5 yrs



## Team Stats

No.	Name	SP	K	E	TA	Pct.	K/S	A	A/S	SA	SE	RE	Digs	BS	BA	BE	BHE
1	Seth Aiello	20	34	32	101	.020	1.7	3	0.2	4	23	6	31	0	1	--	--
3	Xander Wilson	15	15	8	52	.135	1.0	2	0.1	2	11	4	13	2	1	--	--
4	Joe Gress	62	2	2	11	.000	0.0	30	0.5	31	45	17	125	0	0	--	--
5	Noah Daniels	58	122	51	249	.285	2.1	5	0.1	4	14	1	15	12	57	--	--
6	Ben Johnson	21	16	12	60	.067	0.8	3	0.1	5	4	6	4	0	5	--	--
7	Will Bauer	47	45	20	158	.158	1.0	2	0.0	0	0	0	20	3	33	--	--
8	Jacob Wisniewski	27	12	0	32	.375	0.4	99	3.7	19	16	0	28	1	1	--	--
9	Jake Berenz	53	9	6	50	.060	0.2	535	10.1	21	22	1	103	2	6	--	--
10	Wil Gottschalk	48	158	65	403	.231	3.3	4	0.1	23	32	18	108	0	18	--	--
11	Jackson Heuer	50	4	4	15	.000	0.1	23	0.5	17	13	8	136	1	0	--	--
12	Graham Gasper	21	19	8	47	.234	0.9	3	0.1	3	8	0	6	3	7	--	--
15	Sid Blessington	62	138	43	253	.375	2.2	3	0.0	28	26	1	30	9	27	--	--
18	Sam Ludwig	57	185	70	428	.269	3.3	4	0.1	34	52	14	89	0	22	--	--
<b>Team Totals</b>		<b>71</b>	<b>759</b>	<b>321</b>	<b>1859</b>	<b>.236</b>	<b>10.7</b>	<b>716</b>	<b>10.1</b>	<b>191</b>	<b>266</b>	<b>76</b>	<b>708</b>	<b>33</b>	<b>178</b>	<b>--</b>	<b>--</b>



# Muskego WARRIORS



## 2020 Results

**Regular Season Record:** 7-10

**Conference Record:** 6-8

**Conference Place:** 5th Place

**Conference Champion**

Catholic Memorial

**Complete Season Record:** 9-10

### SEASON RESULTS

Opponent	W/L	Score
Kettle Moraine	L	0-3
Waukesha West	W	3-2
Waukesha West	L	2-3
Catholic Memorial	L	0-3
Brookfield Central	L	0-2
Wauwatosa East	L	0-2
New Berlin Eisenhower/West	W	2-0
Arrowhead	L	1-3
Waukesha South	W	3-1
Kettle Moraine	L	0-3
Waukesha North	W	3-0
Mukwonago	L	1-3
Catholic Memorial	L	0-3
Arrowhead	W	3-1
Waukesha South	W	Forfeit
Mukwonago	L	1-3
Waukesha North	W	3-1
Whitnall#	W	3-0
Franklin#	W	3-0

\* - Regional # - Sectional

L/D	Name	Position	Gr.	Ht.
1	Ryan Barts	OH	11	6-5
2	Matt Selke	MB	10	6-1
3	Hayden Lambert	DS/OH	11	5-10
5	James "Cole" Dellinger	DS	11	5-10
6	Nathan Geiger	S	11	5-11
7	Nick Gardner	L	12	5-6
8	Sam Schmidt	OPP/S	11	6-1
9	Ethan Ross	OH	12	5-10
10	Callen Lewkowski	MB	11	5-10
11	James "Webb" Wahlen	OPP/MB	12	6-2
12	Mason Strain	MB	12	6-2
13	Eli Seitz	OH	11	5-10
14	Jared Gibson	MB	11	6-2
15	Kenny Moczynski	OH	10	5-11

## School Facts

### District Administrator

Kelly Thompson

### Principal

Todd Irvine

### Athletic Director

Ryan McMillan

### Assistant Coach(es)

Keith Moser

Chuck Borga

Brian Vanness

### Pep Band Director

Jamie Beckman

### School Colors

Red, Black & White

### School Enrollment

1666

### Captain(s)

Nathan Geiger

Mason Strain

Eli Seitz

### Athletic Trainer

Sara Carey

### School Twitter

@1WarriorMHS

**Head Coach:** Joe Arbinger (UW-Parkside, Cardinal Stritch)

## Team Stats

No.	Name	SP	K	E	TA	Pct.	K/S	A	A/S	SA	SE	RE	Digs	BS	BA	BE	BHE
1	Ryan Bartz	--	259	97	540	.300	--	2	--	10	21	--	100	11	7	9	--
2	Matt Selke	--	17	21	74	.054	--	1	--	3	1	--	7	24	18	18	--
3	Hayden Lambert	--	1	2	4	.250	--	2	--	5	21	--	40	0	0	0	--
5	James "Cole" Dellinger	--	0	0	0	.000	--	3	--	7	7	--	77	0	0	0	--
6	Nathan Geiger	--	60	28	140	.229	--	480	--	25	51	--	88	22	22	23	--
7	Nick Gardner	--	3	0	5	.600	--	16	--	2	13	--	165	0	0	0	--
8	Sam Schmidt	--	52	31	129	.163	--	13	--	8	10	--	32	15	13	16	--
9	Ethan Ross	--	5	1	9	.444	--	0	--	1	1	--	2	0	0	0	--
10	Callen Lewkowski	--	1	0	1	1.000	--	0	--	0	0	--	0	0	0	0	--
11	James "Webb" Wahlen	--	73	51	198	.111	--	2	--	1	8	--	38	17	21	18	--
12	Mason Strain	--	24	15	71	.127	--	1	--	0	1	--	13	28	45	41	--
13	Eli Seitz	--	75	41	241	.141	--	3	--	13	22	--	82	11	9	9	--
14	Jared Gibson	--	1	1	4	.000	--	0	--	0	0	--	0	2	1	0	--
15	Kenny Moczynski	--	2	0	6	.333	--	0	--	0	0	--	6	0	0	0	--
<b>Team Totals</b>		--	<b>573</b>	<b>288</b>	<b>1422</b>	<b>.000</b>	--	<b>523</b>	--	<b>75</b>	<b>156</b>	--	<b>650</b>	<b>130</b>	<b>136</b>	<b>134</b>	--

# Marquette University H.S. HILLTOPPERS



## 2020 Results

Regular Season Record: 13-0

Conference Record: 7-0

Conference Place: 1st Place

Complete Season Record: 15-0

### SEASON RESULTS

Opponent	W/L	Score
West Allis Nathan Hale	W	3-1
Catholic Memorial	W	3-2
Brookfield Central	W	3-2
Germantown	W	3-0
Wauwatosa West	W	3-0
Brookfield East	W	3-0
Hamilton	W	3-0
New Berlin Eisenhower/West	W	3-0
Wauwatosa East	W	3-0
West Allis Nathan Hale	W	3-0
Germantown	W	3-2
Wauwatosa East	W	3-0
Pius XI Catholic	W	3-0
Dominican#	W	3-1
Wauwatosa East#	W	3-0

\* - Regional # - Sectional

L/D	Name	Position	Gr.	Ht.
2	Nate Flayter	S	10	6-0
3	Blase Catanese	L	12	6-0
6	Tyler Chang	L	11	6-0
7	Ben Kayser	OH	11	6-2
8	Thomas Reilly	OH	12	6-3
9	Nick Hartshorn	OH	11	6-0
10	Andy Braun	OH	12	6-3
11	Ian Zagorac	OH	12	6-3
12	Henry Elliot	S/L	12	6-0
13	Mitchell Schmidt	RS	12	6-1
14	Peter Arnsdorf	RS	12	6-2
15	Michael Czarnecki	S	12	6-0
16	Brad Alexander	OH	12	6-3
17	Matt Braun	MB	12	6-4
18	Cole Simi	MB	10	6-5
19	Wil Beyer	MB	11	6-6
20	Riley Simonz	RS	12	6-5

## School Facts

### Administrator

Rev. Mike Marco, S.J.

### Principal

Jeff Monday

### Athletic Director

Bob Herman

### Assistant Coach(es)

Jake Cosson

### School Colors

Navy & Gold

### School Enrollment

1912

### Captain(s)

Andy Braun

Blase Catanese

### Athletic Trainer

Greg Strege

### School Twitter

@marquettehigh

### Sport Twitter

@muhsvolleyball

**Head Coach:** Eric Sullian (Ball State, 1997)

Career Record/Years: 440-67/14 yrs

School Record/Years: 440-67/14 yrs

## Team Stats

No.	Name	SP	K	E	TA	Pct.	K/S	A	A/S	SA	SE	RE	Digs	BS	BA	BE	BHE
2	Nate Flayter	28	10	0	24	.417	0.4	244	8.7	14	19	--	28	1	3	--	--
3	Blase Catanese	39	2	0	2	1.000	0.1	29	0.7	10	13	--	97	0	0	--	--
6	Tyler Chang	35	0	0	0	.000	0.0	2	0.1	6	16	--	13	0	0	--	--
7	Ben Kayser	29	84	22	186	.333	2.9	1	0.0	8	22	--	22	3	7	--	--
8	Thomas Reilly	31	86	34	177	.294	2.8	0	0.0	5	14	--	7	7	5	--	--
9	Nick Hartshorn	8	1	3	5	.400	0.1	1	0.1	3	6	--	4	0	0	--	--
10	Andy Braun	39	41	16	96	.260	1.1	2	0.1	7	12	--	26	1	1	--	--
11	Ian Zagorac	21	39	22	101	.168	1.9	1	0.0	12	21	--	18	1	1	--	--
12	Henry Elliot	19	0	0	2	.000	0.0	39	2.1	5	8	--	15	0	0	--	--
13	Mitchell Schmidt	21	40	17	83	.277	1.9	1	0.0	8	14	--	12	0	6	--	--
14	Peter Arnsdorf	2	4	6	11	.182	2.0	0	0.0	0	0	--	3	0	0	--	--
15	Michael Czarnecki	24	7	2	25	.200	0.3	214	8.9	6	18	--	15	1	6	--	--
16	Brad Alexander	15	24	16	55	.145	1.6	0	0.0	9	10	--	13	1	1	--	--
17	Matt Braun	43	69	27	139	.302	1.6	1	0.0	0	1	--	1	5	14	--	--
18	Cole Simi	10	12	5	26	.269	1.2	0	0.0	0	0	--	0	1	3	--	--
19	Wil Beyer	49	50	17	117	.282	1.0	1	0.0	0	0	--	1	8	39	--	--
20	Riley Simonz	37	119	52	263	.255	3.2	4	0.1	17	24	--	31	2	26	--	--
	<b>Team Totals</b>	<b>49</b>	<b>588</b>	<b>239</b>	<b>1312</b>	<b>.266</b>	<b>12.0</b>	<b>540</b>	<b>11.0</b>	<b>110</b>	<b>198</b>	<b>--</b>	<b>306</b>	<b>31</b>	<b>112</b>	<b>--</b>	<b>--</b>



# Kettle Moraine LASERS



## 2020 Results

**Regular Season Record:** 12-2

**Conference Record:** 12-2

**Conference Place:** 2nd Place

**Conference Champion**

Catholic Memorial

**Complete Season Record:** 15-2

### SEASON RESULTS

Opponent	W/L	Score
Muskego	W	3-0
Waukesha North	W	3-0
Waukesha North	W	3-0
Arrowhead	W	3-0
Waukesha South	W	3-1
Mukwonago	W	3-0
Muskego	W	3-0
Catholic Memorial	L	1-3
Mukwonago	W	3-2
Waukesha West	W	3-2
Waukesha South	W	3-0
Catholic Memorial	L	0-3
Arrowhead	W	3-0
Waukesha West	W	3-0
Waukesha South*	W	forfeit
Waukesha West#	W	3-1
Catholic Memorial#	W	3-1

\* - Regional # - Sectional

L/D	Name	Position	Gr.	Ht.
1	Sam Vodenlich	DS	12	6-0
2	Jaden Sauer	OH	11	5-10
3	Jacob Malak	OH	12	6-2
4	Christian Gulak	OH	11	6-1
5	William Gehrke	S	11	6-0
6	Nathan Dishaw	DS	12	6-0
7	Noah Barschdorf	MB	11	6-2
8	Reese Weber	MB	12	6-1
9	Callan Harris	OPP	10	6-3
10	Mason Frohna	DS	11	5-10
11	Brandon Morton	S	12	6-2
13	Eddie Schmidt	OPP	11	6-1
14	Bo Brainerd	MB	11	6-5
15	Diego Gutierrez	OH	11	5-11
16	Matthew Schopf	MB	12	6-5

## School Facts

### District Administrator

Pat Deklotz

### Principal

Beth Kaminski

### Athletic Director

Ryan Tomczyk

### Assistant Coach(es)

Greg Ratzburg

Elliott Van Dyke

Kyle Krivitz

### School Colors

Blue & Gold

### School Enrollment

1298

### Captain(s)

Brandon Morton

### Athletic Trainer

Dom Cappozzo ATC, MS

### School Twitter

@kmdistrict

### Sport Twitter

@kmlasersboysvb

**Head Coach:** Tom Gulak (University of Manitoba, Canada, 1991)

## Team Stats

No.	Name	SP	K	E	TA	Pct.	K/S	A	A/S	SA	SE	RE	Digs	BS	BA	BE	BHE
1	Sam Vodenlich	31	0	0	0	.000	0.0	3	0.1	8	--	--	63	0	0	0	--
2	Jaden Sauer	10	15	13	67	.030	1.5	1	0.1	4	--	--	22	0	0	0	--
3	Jacob Malak	35	193	87	481	.220	5.5	3	0.1	23	--	--	111	13	9	8	--
4	Christian Gulak	35	117	46	345	.206	3.3	2	0.1	22	--	--	54	2	2	7	--
5	William Gehrke	6	0	1	4	.000	0.0	116	19.3	2	--	--	21	0	4	5	--
6	Nathan Dishaw	36	1	0	2	.500	0.0	18	0.5	7	--	--	137	0	0	0	--
7	Noah Barschdorf	6	6	8	20	.100	1.0	0	0.0	1	--	--	9	0	2	1	--
8	Reese Weber	22	35	6	68	.426	1.6	0	0.0	1	--	--	6	18	8	9	--
9	Callan Harris	28	44	25	124	.153	1.6	0	0.0	1	--	--	15	16	7	12	--
10	Mason Frohna	23	0	1	2	.000	0.0	4	0.2	11	--	--	40	0	0	0	--
11	Brandon Morton	34	27	6	65	.323	0.8	410	12.1	10	--	--	73	10	12	13	--
13	Eddie Schmidt	5	3	2	12	.083	0.6	0	0.0	0	--	--	1	2	1	2	--
14	Bo Brainerd	30	33	18	94	.160	1.1	0	0.0	0	--	--	16	18	16	10	--
15	Diego Gutierrez	15	0	2	6	.000	0.0	0	0.0	1	--	--	15	0	0	0	--
16	Matthew Schopf	33	104	29	217	.346	3.2	3	0.1	5	--	--	25	34	6	20	--
	<b>Team Totals</b>	<b>36</b>	<b>578</b>	<b>244</b>	<b>1507</b>	<b>.222</b>	<b>16.1</b>	<b>560</b>	<b>15.6</b>	<b>96</b>	<b>--</b>	<b>--</b>	<b>608</b>	<b>113</b>	<b>67</b>	<b>87</b>	<b>--</b>

# PROUD SPONSOR OF THE WIAA/ RURAL MUTUAL SPORTSMANSHIP AWARD



*“When you’re faced with a challenge,  
how you respond determines the real winner.”*

Rural Mutual Insurance has been a sponsor of the WIAA/Rural Mutual Insurance Sportsmanship Award since it was started in 1965.

We believe there’s something more important than just winning or losing a tournament. We believe that the team, school, and fans who support their athletes with dignity and class are the true champions.



Visit us to learn more at [www.RuralMutual.com/wiaa](http://www.RuralMutual.com/wiaa)

**Rural Mutual**  
Insurance Company





# 2019 State Results

## Girls – Resch Center – Green Bay – November 7-9, 2019

### Division 1 Championship

Arrowhead (41-3) def. Oconomowoc (39-4)  
25-21, 25-20, 25-21

### Division 1 Semifinal

Oconomowoc (39-3) def. River Falls (38-7)  
26-24, 25-23, 25-16

Arrowhead (40-3) def. Burlington (38-5)  
25-19, 25-14, 25-16

### Division 1 Quarterfinal

Oconomowoc (38-3) def. Kettle Moraine (29-14)  
25-22, 25-17, 24-26, 14-25, 15-9

River Falls (38-6) def. Appleton North (32-12)  
25-21, 25-12, 25-23

Arrowhead (39-3) def. Sun Prairie (41-8)  
22-25, 25-14, 25-20, 27-25

Burlington (38-4) def. Union Grove (41-6)  
25-22, 20-25, 21-25, 25-12, 15-10

### Division 2 Championship

Luxemburg-Casco (35-13) def. McFarland (37-4)  
25-21, 25-17, 25-23

### Division 2 Semifinal

McFarland (37-3) def. Bloomer (32-8)  
25-18, 25-15, 25-14

Luxemburg-Casco (34-13) def. Wisconsin Lutheran (37-15)  
25-15, 25-22, 25-23

### Division 3 Championship

Howards Grove (44-4) def. Aquinas (31-4)  
25-22, 25-14, 25-15

### Division 3 Semifinal

Howards Grove (43-4) def. Fall Creek (40-4)  
25-11, 25-15, 25-7

Aquinas (31-3) def. Waterloo (31-11)  
25-13, 25-17, 25-18

### Division 4 Championship

Clear Lake (38-0) def. Catholic Central (29-11)  
25-15, 25-17, 25-16

### Division 4 Semifinal

Clear Lake (37-0) def. Newman Catholic (22-18)  
25-21, 25-20, 25-8

Catholic Central (29-10) def. Hillsboro (25-8)  
25-19, 25-13, 22-25, 25-14

## Boys

### Resch Center – Green Bay November 7-9, 2019

#### Championship

Kimberly (35-2) def. Germantown (28-6)  
25-21, 25-13, 22-25, 25-20

#### Semifinal

Kimberly (34-2) def. Brookfield East (23-11)  
25-17, 25-15, 25-17

Germantown (28-5) def.  
Marquette University H.S. (21-7)  
25-23, 25-19, 23-25, 25-21

#### Quarterfinal

Kimberly (33-2) def. Kettle Moraine (14-17)  
25-12, 25-19, 25-9

Brookfield East (23-10) def. Waukesha West (36-6)  
25-13, 20-25, 25-23, 25-14

Marquette University H.S. (21-6) def.  
Racine Horlick (23-8)  
25-9, 25-20, 25-17

Germantown (27-5) def. Franklin (16-13)  
25-16, 25-14, 25-20

## Rural Mutual Insurance Companies and the WIAA Partners in Good Sportsmanship

The WIAA and Rural Mutual Insurance Companies are pleased to continue the Sportsmanship Award recognition program that will again be part of the 2020 WIAA State Volleyball Championships. One boys team and one girls team and their community in this year's tournament will be chosen as recipient of the Sportsmanship Award. Judging will be based on the sportsmanship exhibited by players, coaches, cheerleaders, students, band members and spectators. Honorable mention recognition will also be given to other teams under consideration that do not win the overall award. We invite athletes, coaches and fans from all participating teams and communities to compete and cheer with enthusiasm, energy and the very best in good sportsmanship.



### Past Girls Volleyball Sportsmanship Winners

2019 – Luxemburg-Casco  
2018 – River Ridge  
2017 – Benton  
2016 – Seneca  
2015 – Altoona  
2014 – Marathon  
2013 – Hilbert

2012 – Oconto  
2011 – Oostburg  
2010 – Wis. Heights  
2009 – Cuba City  
2008 – Wis. Heights  
2007 – Cuba City

2006 – Rib Lake  
2005 – Weyauwega-Fremont  
2004 – Lake Holcombe  
2003 – Cuba City  
2002 – Abbotsford  
2001 – Potosi

2000 – Loyal  
1999 – Abbotsford & Dodgeville  
1998 – Seneca  
1997 – Iowa-Grant & Clintonville  
1996 – Cadott  
1995 – Dodgeville

### Past Boys Volleyball Sportsmanship Winners

2019 – Waukesha West  
2018 – Brookfield East  
2017 – Racine Horlick  
2016 – Middleton  
2015 – Kenosha Indian Trail

2014 – Arrowhead  
2013 – Brookfield East  
2012 – Marquette Univ. H.S.  
2011 – Catholic Memorial  
2010 – Marquette Univ. H.S.

2009 – Middleton  
2008 – Marquette Univ. H.S.  
2007 – None  
2006 – Catholic Memorial  
2005 – Catholic Memorial

2004 – Arrowhead  
2003 – None  
2002 – Marquette Univ. H.S.  
2001 – Burlington  
2000 – Shorewood



# Boys State Team Participation History

**Abbotsford (2)** – 1955 (2-6\*), 1958 (4-11\*)  
**Alma Center (3)** – 1952 (9-11\*), 1953 (6-4\*), 1954 (9-13\*)  
**Almond (1)** – 1953 (5-5\*)  
**Antigo (6)** – 1964 (5-3\*), 1966 (4-2\*), 1967 (5-1\*), 1967# (2-4\*), 1968 (5-1\*), 1973 (5-4\*)  
**Appleton (1)** – 1966 (0-6\*)  
**Appleton East (1)** – 1971 (7-2\*)  
**Appleton North (7)** – 2002 (0-1), 2005 (0-1), 2006 (1-1), 2007 (0-1), 2009 (0-1), 2012 (3-0), 2014 (1-1)  
**Appleton West (1)** – 1979 (4-5\*)  
**Arrowhead (6)** – 2000 (1-1), 2001 (2-1), 2004 (1-1), 2005 (0-1), 2014 (0-1), 2016 (0-1)  
**Athens (3)** – 1954 (6-6\*), 1955 (10-4\*), 1956 (2-8\*)  
**Baraboo (4)** – 1950 (na\*), 1953 (3-7\*), 1954 (5-7\*), 1970 (1-8\*)  
**Belleville (1)** – 1949 (na\*)  
**Beloit (1)** – 1953 (3-7\*)  
**Benton (1)** – 1955 (2-8\*)  
**Blair (3)** – 1955 (8-7\*), 1957 (5-10\*), 1960 (4-6\*)  
**Boyceville (4)** – 1952 (na\*), 1953 (11-9\*), 1954 (7-5\*), 1955 (2-6\*)  
**Brookfield Central (1)** – 2002 (0-1)  
**Brookfield East (6)** – 2000 (0-1), 2013 (1-1), 2015 (1-1), 2017 (1-1), 2018 (0-1), 2019 (1-1)  
**Burlington (5)** – 2001 (0-1), 2004 (0-1), 2005 (0-1), 2012 (2-1), 2014 (1-1)  
**Butternut (2)** – 1961 (4-6\*), 1962 (2-8\*)  
**Catholic Memorial (13)** – 2000 (3-0), 2003 (2-1), 2004 (2-1), 2005 (0-1), 2006 (2-1), 2007 (2-1), 2010 (3-0), 2011 (0-1), 2012 (0-1), 2013 (1-1), 2014 (0-1), 2016 (3-0), 2018 (1-1)  
**Cambridge (1)** – 1953 (7-3\*)  
**Clinton (2)** – 1951 (2-2\*), 1952 (na\*)  
**Colby (1)** – 1947 (0-4\*)  
**Drummond (1)** – 1954 (1-11\*)  
**East Troy (1)** – 1949 (na\*)  
**Endeavor-Oxford (3)** – 1952 (9-11\*), 1953 (6-14\*), 1954 (5-7\*)  
**Fall River (1)** – 1953 (1-9\*)  
**Fort Atkinson (3)** – 1980 (1-2\*), 2000 (0-1), 2002 (0-1)  
**Franklin (3)** – 2010 (0-1), 2018 (0-1), 2019 (0-1)

**Germantown (7)** – 2011 (1-1), 2012 (0-1), 2013 (2-1), 2015 (0-1), 2017 (1-1), 2018 (3-0), 2019 (2-1)  
**Gilman (1)** – 1954 (4-8\*)  
**Glidden (1)** – 1954 (0-12\*)  
**Granton (2)** – 1950 (na\*), 1953 (1-9\*)  
**Grantsburg (1)** – 1962 (1-9\*)  
**Green Lake (1)** – 1955 (14-5\*)  
**Greendale (1)** – 2010 (0-1)  
**Greenfield (2)** – 2003 (0-1), 2006 (0-1)  
**Greenwood (6)** – 1954 (7-5\*), 1957 (12-3\*), 1959 (4-6\*), 1960 (8-2\*), 1962 (6-4\*), 1963 (7-3\*)  
**Gresham (1)** – 1955 (2-6\*)  
**Hayward (1)** – 1954 (1-11\*)  
**Hillsboro (6)** – 1953 (4-6\*), 1954 (16-6\*), 1955 (3-5\*), 1957 (4-11\*), 1958 (9-6\*), 1961 (5-5\*)  
**Homestead (3)** – 2003 (1-1), 2004 (0-1), 2006 (1-1)  
**Hudson (5)** – 1952 (na\*), 1953 (5-5\*), 1954 (7-5\*), 1955 (5-8\*), 1956 (1-9\*)  
**Juda (2)** – 1950 (na\*), 1954 (8-4\*)  
**Kaukauna (22)** – 1963 (2-8\*), 1967 (5-1\*), 1967# (4-2\*), 1969 (6-0\*), 1970 (8-1\*), 1972 (8-1\*), 1974 (6-3\*), 1976 (5-4\*), 1977 (8-1\*), 1978 (8-0\*), 1980 (3-0\*), 1981 (1-2\*), 1982 (8-1\*), 2003 (0-1), 2004 (0-1), 2008 (0-1), 2010 (0-1), 2011 (2-1), 2013 (0-1), 2015 (3-0), 2016 (0-1), 2017 (2-1)  
**Kenosha Indian Trail (3)** – 2015 (0-1), 2016 (0-1), 2018 (1-1)  
**Kenosha Tremper (4)** – 2002 (2-1), 2003 (0-1), 2006 (0-1), 2007 (0-1)  
**Kettle Moraine (6)** – 2008 (0-1), 2009 (0-2\*), 2012 (1-1), 2015 (2-1), 2017 (0-1), 2019 (0-1)  
**Kimberly (2)** – 2018 (2-1), 2019 (3-0)  
**La Farge (3)** – 1950 (na\*), 1951 (2-5\*), 1952 (9-11\*)  
**Lakeland (Minocqua) (3)** – 1960 (1-9\*), 1963 (1-9\*), 1965 (0-6\*)  
**Lancaster (3)** – 1949 (na\*), 1954 (2-10\*), 1955 (5-5\*)  
**Lomira (2)** – 1957 (8-7\*), 1960 (5-5\*)  
**Madison (1)** – 1967# (3-4\*)  
**Madison Central (5)** – 1947 (6-5\*), 1949 (na\*), 1950 (na\*), 1952 (14-6\*), 1953 (4-6\*)  
**Madison East (2)** – 1968 (0-6\*), 1973 (3-6\*)  
**Madison La Follette (5)** – 1977 (1-8\*), 1978 (0-8\*), 1979 (0-9\*), 1980 (0-3\*), 2001 (0-1)

**Madison Memorial (1)** – 2003 (0-1)  
**Madison West (8)** – 1947 (8-2\*), 1958 (8-7\*), 1959 (4-6\*), 1972 (3-6\*), 1974 (0-9\*), 1975 (3-6\*), 1976 (2-7\*), 1981 (0-3\*)  
**Marquette University H.S. (18)** – 2002 (3-0), 2003 (1-1), 2004 (3-0), 2005 (3-0), 2006 (0-1), 2007 (3-0), 2008 (3-0), 2009 (1-1), 2010 (2-1), 2011 (3-0), 2012 (1-1), 2013 (3-0), 2014 (3-0), 2015 (0-1), 2016 (2-1), 2017 (3-0), 2018 (0-1), 2019 (1-1)  
**Middleton (11)** – 2002 (0-1), 2006 (0-1), 2007 (1-1), 2008 (1-1), 2009 (0-1), 2013 (0-1), 2014 (0-1), 2015 (0-1), 2016 (0-1), 2017 (0-1), 2018 (0-1)  
**Mindoro (1)** – 1950 (na\*)  
**Monona Grove (9)** – 1965 (4-2\*), 1966 (3-3\*), 1967 (1-5\*), 1967# (4-3\*), 1968 (4-2\*), 1969 (2-4\*), 1970 (6-3\*), 1975 (2-7\*), 1982 (1-8\*)  
**Mosinee (2)** – 1954 (1-11\*), 1955 (4-4\*)  
**Montello (2)** – 1954 (2-10\*), 1961 (3-7\*)  
**Monticello (2)** – 1951 (0-4\*), 1953 (2-8\*)  
**Mukwonago (1)** – 1955 (1-7\*)  
**Muskego (3)** – 2011 (0-1), 2012 (0-1), 2017 (0-1)  
**Neenah (2)** – 1975 (4-5\*), 2001 (1-1)  
**New Berlin Eisenhower/West (5)** – 2008 (1-1), 2009 (3-0), 2014 (2-1), 2015 (1-1), 2016 (1-1)  
**Nicolet (4)** – 2007 (0-1), 2008 (2-1), 2009 (2-1), 2010 (0-1)  
**Omro (1)** – 1955 (4-6\*)  
**Onalaska (1)** – 1949 (na\*)  
**Ondessagon (3)** – 1955 (0-8\*), 1957 (3-12\*), 1958 (3-12\*)  
**Orfordville (1)** – 1952 (na\*)  
**Pius XI (Milwaukee) (2)** – 2000 (2-1), 2001 (3-0)  
**Portage (6)** – 1955 (8-7\*), 1956 (9-1\*), 1959 (7-3\*), 1962 (5-5\*), 1964 (3-5\*), 1965 (4-2\*)  
**Prescott (2)** – 1961 (0-10\*), 1963 (3-7\*)  
**Racine Case (7)** – 1978 (2-6\*), 1979 (5-4\*), 1980 (2-1\*), 1981 (2-1\*), 2001 (0-1), 2002 (2-1), 2005 (1-1)  
**Racine Horlick (9)** – 2000 (1-1), 2003 (3-0), 2004 (1-1), 2008 (0-1), 2009 (0-1), 2011 (0-1), 2013 (0-1), 2017 (0-1), 2019 (0-1)  
**Racine Park (1)** – 2007 (0-1)  
**Rio (3)** – 1949 (na\*), 1950 (na\*), 1951 (5-4\*)  
**Shorewood (3)** – 2000 (0-1), 2001 (1-1), 2005 (1-1)

**Slinger (2)** – 1954 (8-4\*), 1955 (5-3\*)  
**South Milwaukee (8)** – 1947 (9-6\*), 1952 (16-4\*), 1954 (12-10\*), 1961 (9-3\*), 1962 (7-3\*), 1968 (3-3\*), 1969 (3-3\*), 1974 (7-2\*)  
**Spooner (2)** – 1955 (1-9\*), 1964 (0-8\*)  
**Sun Prairie (1)** – 1971 (1-8\*)  
**Tony (1)** – 1959 (0-10\*)  
**Waukesha (17)** – 1950 (na\*), 1951 (6-0\*), 1952 (21-0\*), 1953 (11-1\*), 1954 (19-3\*), 1955 (16-2\*), 1956 (8-2\*), 1957 (13-2\*), 1958 (15-0\*), 1959 (9-1\*), 1960 (9-1\*), 1961 (11-1\*), 1964 (4-4\*), 1969 (1-5\*), 1971 (4-5\*), 1972 (3-6\*), 1973 (3-6\*)  
**Waukesha North (1)** – 1978 (6-2\*)  
**Waukesha South (5)** – 1974 (5-4\*), 1976 (2-7\*), 1981 (3-0\*), 2000 (0-1), 2001 (0-1)  
**Waukesha West (1)** – 2019 (0-1)  
**Wausau (5)** – 1953 (13-7\*), 1954 (17-5\*), 1955 (14-5\*), 1956 (7-3\*), 1959 (6-4\*)  
**Wauwatosa (2)** – 1947 (6-4\*), 1953 (17-3\*)  
**Wauwatosa East (10)** – 2002 (2-1), 2006 (3-0), 2007 (1-1), 2008 (0-1), 2009 (0-1), 2010 (1-1), 2011 (0-1), 2012 (0-1), 2014 (0-1), 2016 (1-1)  
**Wauwatosa West (5)** – 1964 (8-0\*), 1965 (4-2\*), 1977 (2-7\*), 2004 (1-1), 2005 (2-1)  
**West Allis Hale (7)** – 1967 (1-5\*), 1967# (4-3\*), 1975 (9-0\*), 1976 (9-0\*), 1977 (7-2\*), 1979 (9-0\*), 1982 (7-2\*)  
**West Lima (1)** – 1949 (na\*)  
**West Milwaukee (1)** – 1947 (2-4\*)  
**Westosha Central (3)** – 2010 (1-1), 2011 (1-1), 2013 (0-1)  
**Whitefish Bay (7)** – 1963 (8-2\*), 1966 (5-1\*), 1970 (3-6\*), 1971 (6-3\*), 1972 (4-5\*), 1973 (6-3\*), 1982 (2-7\*)  
**Whitehall (2)** – 1955 (0-8\*), 1958 (6-9\*)  
**Wilmot (2)** – 1947 (0-4\*), 1951 (0-4\*)  
**Winter (1)** – 1953 (2-8\*)  
**Wisconsin High (Madison) (11)** – 1947 (2-4\*), 1950 (na\*), 1951 (8-5\*), 1952 (16-4\*), 1953 (13-7\*), 1954 (20-2\*), 1955 (15-5\*), 1956 (3-7\*), 1960 (3-7\*), 1962 (9-1\*), 1963 (9-1\*)  
**Withee (1)** – 1951 (4-4\*)  
**Woodville (1)** – 1949 (na\*)  
 #Volleyball became a fall sport effective in 1967-68  
 \*Denotes pool play game results  
 ^Denotes forfeit due to use of ineligible player



# Girls State Team Participation History

**Abbotsford (12)** – 1975-C (3-3\*), 1981-C (3-0\*), 1982-C (7-2\*), 1983-C (7-2\*), 1996-4 (0-1), 1997-4 (2-0), 1998-4 (2-0), 1999-4 (2-0), 2001-4 (2-0), 2002-4 (0-1), 2003-4 (0-1), 2004-4 (0-1)  
**Algoma (1)** – 1980-B (1-3\*)  
**Altoona (3)** – 1976-C (0-6), 2013-2 (0-1), 2015-2 (0-1)  
**Antigo (8)** – 1973 (4-2\*), 1978-A (4-10\*), 1983-A (5-4\*), 1984-A (4-7\*), 1985-A (6-5\*), 2000-1 (0-1), 2001-1 (0-1), 2002-1 (0-1)  
**Appleton East (3)** – 1986-A (9-0\*), 1990-1 (0-6\*), 1997-1 (1-3\*)  
**Appleton North (5)** – 1998-1 (3-4\*), 2013-1 (0-1), 2015-1 (1-1), 2016-1 (0-1), 2019-1 (0-1)

**Appleton West (3)** – 1976-A (6-8\*), 1977-A (3-11\*), 1989-A (4-5\*)  
**Aquinas (2)** – 2016-3 (0-1), 2019-3 (1-1)  
**Arrowhead (3)** – 2001-1 (0-1), 2018-1 (0-1), 2019-1 (3-0)  
**Ashwaubenon (2)** – 1980-A (2-5\*), 1982-A (3-11)  
**Athens (2)** – 1976-C (4-2\*), 2016-3 (0-1)  
**Auburndale (3)** – 2009-3 (0-1), 2010-3 (0-1), 2013-3 (1-1)  
**Badger (1)** – 1996-1 (3-3\*)  
**Baldwin-Woodville (3)** – 1984-B (1-8\*), 1985-B (1-8\*), 1988-B (0-3\*)  
**Bangor (1)** – 1990-4 (0-3\*)  
**Barron (7)** – 1973 (0-4\*), 1981-B (2-1\*), 1982-B (7-3\* won playoff), 1995-2 (0-3\*),

1997-2 (0-1), 1998-2 (0-1), 1999-2 (0-1)  
**Bayfield (4)** – 1976-C (3-3\*), 1977-C (6-1\*), 1979-C (3-3\*), 1980-C (1-2\*)  
**Beaver Dam (2)** – 1973 (2-4\*), 2004-1 (0-1)  
**Belleville (1)** – 1991-4 (1-2\*)  
**Belmont (1)** – 1993-4 (0-3\*)  
**Benton (1)** – 2017-4 (0-1)  
**Berlin (1)** – 2012-2 (0-1)  
**Big Foot (1)** – 2011-2 (0-1)  
**Black River Falls (2)** – 1977-B (1-5\*), 1994-2 (0-3\*)  
**Bloomer (1)** – 2019-2 (0-1)  
**Bloomington (2)** – 1974-C (1-1), 1975-C (2-4\*)  
**Brodhead (2)** – 2008-2 (0-1), 2013-3 (0-1)

**Burlington (11)** – 1997-1 (3-4\*), 2009-1 (1-1), 2010-1 (0-1), 2011-1 (3-0), 2012-1 (3-0), 2014-1 (1-1), 2015-1 (0-1), 2016-1 (2-1), 2017-1 (3-0), 2018-1 (3-0), 2019-1 (1-1)  
**Cadott (4)** – 1979-B (2-4\*), 1983-B (1-8\*), 1996-3 (1-1), 1999-3 (1-1)  
**Cambridge (7)** – 1974-C (2-0), 1975-C (6-0\*), 1977-C (1-5\*), 1978-C (2-4\*), 1979-C (4-2\*), 1980-C (3-1 won playoff), 1993-3 (2-1\*)  
**Cameron (3)** – 1978-C (1-5\*), 1983-C (2-7\*), 2014-3 (0-1)  
**Catholic Central (8)** – 2006-4 (2-0), 2007-4 (2-0), 2008-4 (2-0), 2010-4 (1-1), 2011-4 (2-0), 2012-4 (2-0), 2018-4 (2-0), 2019-4 (1-1)  
 Continued on page 35



**Girls State Team Participation History – Continued from page 34**

**Catholic Memorial (10)** – 2002-1 (1-1), 2006-2 (2-0), 2008-2 (1-1), 2009-2 (2-0), 2010-2 (2-0), 2011-2 (2-0), 2014-2 (2-0), 2015-2 (2-0), 2016-2 (2-0), 2017-2 (0-1)

**Cedarburg (2)** – 1982-A (6-8\*), 1987-A (3-4\*)

**Clayton (10)** – 1990-4 (3-0\*), 1996-4 (2-0), 1998-4 (0-1), 2008-4 (1-1), 2013-4 (1-1), 2014-4 (0-1), 2015-4 (0-1), 2016-4 (1-1), 2017-4 (2-0), 2018-4 (1-1)

**Clear Lake (1)** – 2019-4 (2-0)

**Clintonville (2)** – 1993-2 (0-3\*), 1997-2 (0-1)

**Cochrane-Fountain City (1)** – 1987-B (1-2\*)

**Colby (1)** – 1996-2 (0-1)

**Coleman (2)** – 1984-C (3-6\*), 1996-3 (0-1)

**Crivitz (4)** – 1990-3 (0-3\*), 1991-3 (0-3\*), 1992-3 (1-2\*), 1993-3 (0-3\*)

**Cuba City (11)** – 1988-B (2-1\*), 1990-3 (3-0\*), 1991-3 (2-1\*), 1992-3 (3-0\*), 1993-3 (1-2\*), 2003-3 (0-1), 2005-3 (0-1), 2006-3 (0-1), 2007-3 (2-0), 2009-3 (1-1), 2012-3 (0-1)

**D.C. Everest (9)** – 1975-A (3-11\*), 1984-A (6-6\*), 1988-A (2-5\*), 1990-1 (7-3\*), 1995-1 (2-3\*), 2007-1 (1-1), 2008-1 (0-1), 2009-1 (0-1), 2015-1 (0-1)

**De Pere (5)** – 1989-B (2-1\*), 1991-2 (1-2\*), 2006-1 (0-1), 2011-1 (0-1), 2012-1 (0-1)

**Deerfield (1)** – 2002-3 (1-1)

**DeForest (1)** – 2014-1 (0-1)

**Divine Savior Holy Angels (10)** – 2000-1 (0-1), 2001-1 (3-0), 2004-1 (0-1), 2009-1 (0-1), 2011-1 (1-1), 2012-1 (2-1), 2014-1 (3-0), 2015-1 (3-0), 2016-1 (0-1), 2017-1 (1-1)

**Dodgeville (4)** – 1995-3 (3-0\*), 1996-3 (2-0), 1998-3 (0-1), 1999-3 (2-0)

**Drummond (2)** – 1974-C (0-1), 1975-C (1-5\*)

**Durand (2)** – 1973 (1-4\*), 1978-B (2-4\*)

**East Troy (4)** – 1987-B (1-3\*), 2013-2 (2-0), 2015-2 (1-1), 2018-2 (2-0)

**Eau Claire North (3)** – 2005-1 (0-1), 2010-1 (0-1), 2011-1 (0-1)

**Edgar (1)** – 2003-3 (0-1)

**Edgewood Sacred Heart (7)** – 2000-2 (1-1), 2001-2 (1-1), 2002-2 (1-1), 2003-2 (0-1), 2010-2 (1-1), 2012-2 (1-1), 2013-2 (1-1)

**Elk Mound (1)** – 1992-3 (1-2\*)

**Elkhart Lake-Glenbeulah (1)** – 1982-C (3-6\*)

**Elkhorn (1)** – 1979-B (1-5\*)

**Fall Creek (1)** – 2019-3 (0-1)

**Fennimore (1)** – 1979-C (0-6\*)

**Fond du Lac (4)** – 1994-1 (3-4\*), 2009-1 (0-1), 2010-1 (1-1), 2011-1 (2-1)

**Fort Atkinson (1)** – 1979-A (6-8\*)

**Franklin (1)** – 1995-1 (0-6\*)

**Gale-Etrick-Trempealeau (1)** – 1980-B (1-3\*)

**Germantown (4)** – 1990-1 (0-6\*), 1992-1 (2-6\*), 2005-1 (0-1), 2014-1 (1-1)

**Grantsburg (14)** – 1989-C (2-1\*), 1990-3 (1-2\*), 1995-3 (1-2\*), 1997-3 (0-1), 1998-3 (1-1), 2001-3 (2-0), 2003-3 (1-1), 2005-3 (0-1), 2008-3 (1-1), 2009-3 (2-0), 2010-3 (1-1), 2011-3 (0-1), 2012-3 (0-1), 2018-3 (0-1)

**Green Bay N.E.W. Lutheran (2)** – 2006-4 (0-1), 2007-4 (0-1)

**Green Bay Preble (4)** – 1991-1 (8-1\*), 1992-1 (3-5\*), 1993-1 (2-5\*), 1999-1 (0-1)

**Greendale (7)** – 1974-A (2-1), 1978-A (8-6\*), 1979-A (9-5\*), 2015-1 (0-1), 2016-1 (0-1), 2017-1 (0-1), 2018-1 (0-1)

**Greenwood (2)** – 1994-4 (1-2\*), 2007-4 (0-1)

**Hamilton (1)** – 1986-A (3-5\*)

**Hayward (1)** – 1987-B (1-3\*)

**Highland (4)** – 1992-4 (2-1), 1999-4 (0-1), 2009-4 (0-1), 2010-4 (2-0)

**Hilbert (4)** – 1990-4 (1-2\*), 1998-4 (0-1), 2013-4 (0-1), 2014-4 (0-1)

**Hillsboro (8)** – 2003-4 (0-1), 2004-4 (0-1), 2005-4 (1-1), 2006-4 (0-1), 2007-4 (1-1), 2011-4 (0-1), 2012-4 (0-1), 2019-4 (0-1)

**Homestead (2)** – 1989-A (2-6\*), 1991-1 (3-5\*)

**Howards Grove (4)** – 1976-C (5-1\*), 2014-3 (0-1), 2016-3 (2-0), 2019-3 (2-0)

**Hurley (1)** – 1974-B (0-1)

**Hustisford (4)** – 1995-4 (0-3\*), 1996-4 (1-1), 1997-4 (1-1), 2000-4 (2-0)

**Iola-Scandinavia (1)** – 2000-3 (0-1)

**Iowa-Grant (5)** – 1978-C (5-1\*), 1980-C (2-2\*), 1989-C (3-0\*), 1994-3 (2-1\*), 1997-3 (2-0)

**Janesville Craig (1)** – 1981-A (3-14\*)

**Kaukauna (9)** – 1981-A (13-6\*), 1985-A (4-7\*), 1988-A (6-0\*), 1994-1 (2-5\*), 1995-1 (4-3\*), 2005-1 (0-1), 2007-1 (0-1), 2009-1 (2-1), 2010-1 (3-0)

**Kenosha Bradford (1)** – 1976-A (2-12\*)

**Kenosha Tremper (7)** – 1975-A (3-11\*), 1977-A (3-11\*), 1992-1 (4-5\*), 1993-1 (4-4\*), 1994-1 (4-2\*), 2007-1 (0-1), 2008-1 (3-0)

**Kettle Moraine (1)** – 2019-1 (0-1)

**Kettle Moraine Lutheran (8)** – 2001-3 (1-1), 2002-3 (2-0), 2003-3 (2-0), 2004-3 (2-0), 2005-3 (1-1), 2007-2 (2-0), 2012-2 (2-0), 2018-2 (1-1)

**Kewaskum (2)** – 1986-B (1-2\*), 1991-2 (0-3\*)

**Kickapoo (1)** – 1983-C (6-3\*)

**Kimberly (12)** – 1983-A (5-5\*), 1984-A (6-6\*), 1990-2 (3-0\*), 1995-2 (2-1\*), 1999-2 (1-1), 2000-2 (0-1), 2002-2 (0-1), 2003-1 (0-1), 2004-1 (1-1), 2014-1 (0-1), 2017-1 (0-1), 2018-1 (0-1)

**La Crosse Central (1)** – 1980-A (3-4\*)

**La Farge (1)** – 2000-4 (0-1)

**Laconia (7)** – 1992-3 (1-2\*), 1996-3 (0-1), 1997-3 (1-1), 1998-3 (2-0), 2004-3 (0-1), 2006-3 (0-1), 2009-3 (0-1)

**Lake Country Lutheran (3)** – 2015-3 (1-1), 2017-3 (2-0), 2018-3 (2-0)

**Lake Holcombe (2)** – 2004-4 (1-1), 2005-4 (0-1)

**Lakeland (5)** – 1987-A (3-5\*), 1990-2 (0-3\*), 1991-2 (2-1\*), 1992-2 (1-2\*), 1993-2 (2-1\*)

**Lakeside Lutheran (3)** – 2000-3 (1-1), 2016-2 (0-1), 2017-2 (2-0)

**Lancaster (3)** – 1974-B (0-1), 1975-B (3-3\*), 1976-B (4-2\*)

**Laona (2)** – 1977-C (5-2\*), 1978-C (4-2\*)

**Lena (1)** – 1990-4 (2-1\*)

**Little Chute (4)** – 1978-B (0-6\*), 2003-2 (1-1), 2004-2 (0-1), 2018-2 (0-1)

**Living Word Lutheran (2)** – 2015-4 (0-1), 2018-3 (0-1)

**Lodi (1)** – 2004-2 (1-1)

**Lourdes Academy (3)** – 2015-3 (0-1), 2016-3 (1-1), 2017-4 (1-1)

**Loyal (2)** – 1979-C (5-1\*), 2000-4 (1-1)

**Luck (1)** – 2012-4 (0-1)

**Luxemburg-Casco (2)** – 2017-2 (1-1), 2019-2 (2-0)

**Madison La Follette (2)** – 1993-1 (1-6\*), 2010-1 (0-1)

**Madison Memorial (4)** – 1973 (6-5\*), 1975-A (7-7\*), 1976-A (10-4\*), 1981-A (9-9\*)

**Madison West (7)** – 1977-A (7-7\*), 1978-A (8-6\*), 1979-A (7-7\*), 1982-A (2-12\*), 1983-A (6-4\*), 1986-A (7-2\*), 1990-1 (6-4\*)

**Manitowoc Lincoln (3)** – 1998-1 (0-3\*), 2008-1 (0-1), 2014-1 (0-1)

**Manitowoc Lutheran (1)** – 2009-4 (0-1)

**Marathon (2)** – 2007-3 (0-1), 2014-3 (1-1)

**Marshfield (7)** – 1998 (2-3\*), 1999-1 (0-1), 2001-1 (0-1), 2002-1 (0-1), 2003-1 (0-1), 2004-1 (0-1), 2006-1 (0-1)

**McDonell Central (2)** – 2009-2 (2-0), 2010-4 (0-1)

**McFarland (2)** – 1982-B (1-8\*), 2019-2 (1-1)

**Medford Area (1)** – 2002-2 (0-1)

**Menomonee Falls (11)** – 1984-A (7-4\*), 1988-A (1-6\*), 2000-1 (2-1), 2003-1 (1-1), 2004-4 (0-1), 2006-1 (1-1), 2007-1 (0-1), 2010-1 (1-1), 2012-1 (1-1), 2013-1 (3-0), 2016-1 (1-1)

**Menomonee Falls East (2)** – 1979-A (4-10\*), 1980-A (1-6\*)

**Mercer (4)** – 1981-C (0-3\*), 1988-C (3-0\*), 1992-4 (2-1 won tiebreaker), 2001-4 (0-1)

**Merrill (9)** – 1974-A (0-1), 1977-A (4-10\*), 1980-A (4-3\*), 1981-A (12-4\*), 1982-A (9-5\*), 2012-1 (1-1), 2014-1 (0-1), 2016-2 (0-1), 2017-2 (0-1)

**Middleton (5)** – 1989-A (0-6\*), 2001-1 (1-1), 2002-1 (1-1), 2008-1 (0-1), 2009-1 (1-1)

**Milwaukee Bay View (1)** – 1994-1 (0-6\*)

**Milwaukee Hamilton (1)** – 1984-A (4-8\*)

**Milwaukee Madison (3)** – 1977-A (14-1\*), 1978-A (11-3\*), 1983-A (3-6\*)

**Milwaukee Thomas More (1)** – 2000-2 (2-0)

**Mondovi (1)** – 1994-3 (1-2\*)

**Monona Grove (1)** – 1983-B (6-4)

**Monroe (1)** – 1988-A (4-2\*)

**Mosinee (2)** – 2005-2 (0-1), 2018-2 (0-1)

**Mukwonago (1)** – 2017-1 (0-1)

**Muskego (14)** – 1996-1 (1-3\*), 1997-1 (0-3\*), 2000-1 (1-1), 2003-1 (1-1), 2004-1 (1-1), 2005-1 (3-0), 2006-1 (2-1), 2008-1 (1-1), 2009-1 (3-0), 2010-1 (2-1), 2011-1 (0-1), 2012-1 (0-1), 2013-1 (0-1), 2014-1 (2-1)

**Neenah (14)** – 1977-A (13-2), 1978-A (12-2\*), 1979-A (11-4\*), 1980-A (6-1\*), 1992-1 (8-4\*), 1993-1 (3-4\*), 1995-1 (2-4\*), 1996-1 (0-3\*), 1999-1 (0-1), 2005-1 (1-1), 2012-1 (0-1), 2013-1 (1-1), 2015-1 (0-1), 2016-1 (3-0)

**Neillsville (1)** – 1975-B (1-5\*)

**New Berlin West (3)** – 1984-A (9-2\*), 1986-A (4-4\*), 1987-A (3-5\*)

**New Holstein (1)** – 1987-B (3-2\*)

**New Richmond (1)** – 1986-B (0-3\*)

**Newman Catholic (12)** – 2005-4 (0-1), 2008-3 (0-1), 2009-4 (1-1), 2011-4 (0-1), 2012-4 (1-1), 2013-4 (2-0), 2014-4 (2-0), 2015-4 (2-0), 2016-4 (2-0), 2017-4 (0-1), 2018-4 (0-1), 2019-4 (0-1)

**Niagara (3)** – 1991-4 (3-0\*), 1992-4 (2-1\*), 1993-4 (2-1\*)

**Nicolet (2)** – 1981-A (7-9\*), 2009-1 (0-1)

**North Crawford (4)** – 1994-4 (2-1\*), 1995-4

(1-2\*), 1996-4 (0-1), 2013-4 (0-1)

**North Fond du Lac (2)** – 1977-B (1-5\*), 1979-B (4-2\*)

**Notre Dame de la Baie Academy (2)** – 2015-2 (0-1), 2016-2 (1-1)

**Oak Creek (7)** – 1980-A (3-4\*), 1981-A (10-7\*), 1982-A (13-1\*), 1983-A (5-4\*), 1988-A (5-3\*), 1993-1 (0-6\*), 1995-1 (2-3\*)

**Oconomowoc (4)** – 2015-1 (2-1), 2017-1 (1-1), 2018-1 (2-1), 2019-1 (2-1)

**Oconto (2)** – 1999-3 (0-1), 2012-3 (1-1)

**Oconto Falls (4)** – 1998-2 (0-1), 2007-2 (0-1), 2011-2 (0-1), 2013-2 (0-1)

**Omro (2)** – 1974-B (1-1), 1975-B (4-3\*)

**Oostburg (8)** – 1981-C (1-2\*), 1988-C (2-1\*), 1989-B (0-3\*), 1994-3 (3-0\*), 2006-3 (1-1), 2007-3 (1-1), 2011-3 (2-0), 2012-3 (2-0)

**Osceola (5)** – 2000-2 (0-1), 2001-2 (0-1), 2003-2 (0-1), 2004-2 (0-1), 2007-2 (0-1)

**Oshkosh West (3)** – 1975-A (8-6\*), 1976-A (11-3\*), 1986-A (2-6\*)

**Owen-Withee (1)** – 2011-4 (1-1)

**Ozaukee (2)** – 1986-C (0-3\*), 1987-B (3-0\*)

**Park Falls (1)** – 1976-B (1-5\*)

**Pecatonica (1)** – 1994-4 (0-3\*)

**Peshigo (2)** – 1981-B (2-1\*), 1997-3 (0-1)

**Pewaukee (5)** – 1974-B (2-0), 1976-B (5-1\*), 1977-B (5-2\*), 1988-B (1-2\*), 1995-3 (1-2\*)

**Pittsville (4)** – 1986-C (2-1\*), 1995-3 (1-2\*), 2001-3 (0-1), 2002-3 (0-1)

**Pius XI (8)** – 2002-1 (3-0), 2003-1 (2-1), 2005-1 (1-1), 2006-1 (0-1), 2007-1 (0-1), 2008-1 (2-1), 2010-1 (0-1), 2013-1 (0-1)

**Platteville (5)** – 1977-B (6-1\*), 1978-B (5-2\*), 1979-B (5-1\*), 1994-2 (2-1\*), 2014-2 (0-1)

**Portage (9)** – 1974-A (1-1), 1980-B (3-2\*), 1981-B (2-1\*), 1982-B (6-4\*), 1984-A (2-10\*), 1985-A (6-5\*), 1987-A (10-3\*), 1988-A (3-4\*), 1996-2 (0-1)

**Potosi (3)** – 2001-4 (1-1), 2002-4 (2-0), 2008-4 (0-1)

**Pulaski (2)** – 1996-1 (4-4\*), 1997-1 (0-3\*)

**Racine Case (7)** – 1974-A (0-1), 1975-A (5-9\*), 1976-A (3-11\*), 1977-A (4-10\*), 1985-A (4-8\*), 1986-A (4-5\*), 1987-A (2-6\*)

**Racine Wm. Horlick (2)** – 1989-A (6-6\*), 1990-1 (9-5\*)

**Racine Park (1)** – 1999-1 (0-1)

**Racine Saint Catherine's (2)** – 2010-3 (2-0), 2013-3 (0-1)

**Randolph (3)** – 1992-4 (0-3), 1999-4 (1-1), 2016-4 (0-1)

**Random Lake (2)** – 1975-B (5-2\*), 1978-B (6-1\*)

**Reedsville (1)** – 2000-3 (0-1)

**Regis (7)** – 2002-4 (0-1), 2003-4 (1-1), 2004-3 (1-1), 2007-3 (0-1), 2013-3 (2-0), 2015-3 (0-1), 2017-3 (1-1)

**Rib Lake (1)** – 2006-4 (1-1)

**Rice Lake (2)** – 1979-A (5-9\*), 2008-2 (0-1)

**Richland Center (2)** – 1987-B (3-0\*), 1999-2 (0-1)

**Ripon (2)** – 1996-2 (1-1), 1998-2 (2-0)

**River Falls (4)** – 2016-1 (0-1), 2017-1 (2-1), 2018-1 (1-1), 2019-1 (1-1)

**River Ridge (1)** – 2018-4 (0-1)

**River Valley (3)** – 1997-2 (1-1), 1998-2 (1-1), 2005-2 (1-1)

## Girls State Team Participation History – Continued from page 35

**Riverdale (1)** – 1985-C (0-9\*)  
**Rosholt (1)** – 2008-4 (0-1)  
**Sauk Prairie (1)** – 2009-2 (0-1)  
**Seneca (7)** – 1981-C (2-1\*), 1982-C (6-3\*), 1984-C (1-8\*), 1986-C (2-1\*), 1988-C (1-2\*), 1998-4 (1-1), 2016-4 (0-1)  
**Sevastopol (5)** – 1983-C (3-6\*), 1984-C (8-2\*), 1985-C (6-3\*), 1990-3 (2-1\*), 1991-3 (3-0\*)  
**Seymour (4)** – 1979-A (3-11\*), 1985-B (6-3\*), 1986-B (2-1\*), 1988-B (3-0\*)  
**Shawano (5)** – 1973 (6-1), 1974-A (1-1), 1975-A (4-10\*), 1987-A (5-5\*), 1988-A (6-1\*)  
**Sheboygan Falls (4)** – 1982-B (5-4\*), 1983-B (7-2\*), 1989-B (1-2\*), 1994-2 (2-1\*)  
**Shell Lake (1)** – 1997-4 (0-1)  
**Shoreland Lutheran (1)** – 2008-3 (0-1)  
**Shorewood (3)** – 1974-A (0-1), 1975-A (12-2\*), 1990-2 (0-3\*)  
**Somerset (1)** – 1993-3 (3-0\*)  
**Southwestern (3)** – 2011-3 (0-1), 2014-4 (1-1), 2015-4 (1-1)  
**Spencer (2)** – 1974-C (0-1), 2011-3 (1-1)  
**Stanley-Boyd (2)** – 1989-B (0-3\*), 2006-3 (2-0)  
**Stevens Point (3)** – 1976-A (3-11\*), 1985-A (7-4\*), 1986-A (2-6\*)  
**Stratford (2)** – 2017-3 (0-1), 2018-3 (1-1)  
**Sturgeon Bay (2)** – 1976-B (2-4\*), 1992-2 (0-3\*)  
**Sun Prairie (5)** – 2012-1 (0-1), 2013-1 (1-1), 2016-1 (1-1), 2018-1 (0-1), 2019-1 (0-1)

**Thorp (4)** – 1987-B (0-3\*), 1989-B (1-2\*), 1991-3 (1-2\*), 1998-3 (0-1)  
**Three Lakes (1)** – 1985-C (4-4\*)  
**Tomah (4)** – 1991-1 (0-6\*), 1992-1 (2-4\*), 1994-1 (4-5\*), 1996-1 (0-3\*)  
**Tomahawk (5)** – 2009-2 (0-1), 2010-2 (0-1), 2011-2 (1-1), 2012-2 (0-1), 2014-2 (1-1)  
**Two Rivers (1)** – 1981-A (7-11\*)  
**Turtle Lake (8)** – 1984-C (7-3\*), 1987-B (2-1\*), 1991-4 (2-1\*), 1993-4 (3-0\*), 1994-4 (3-0\*), 1995-4 (3-0\*), 1999-4 (0-1), 2000-4 (0-1)  
**Union Grove (3)** – 1978-A (1-13\*), 1985-B (2-7\*), 2019-1 (0-1)  
**Valders (1)** – 1984-B (6-4\*)  
**Valley Christian (1)** – 2010-4 (0-1)  
**Verona Area (2)** – 2011-1 (0-1), 2015-1 (1-1)  
**Washburn (3)** – 1982-C (2-7\*), 2000-3 (2-0), 2002-3 (0-1)  
**Waterford (3)** – 1983-B (5-5\*), 1984-B (5-5\*), 1986-A (2-5\*)  
**Waterloo (4)** – 2014-3 (2-0), 2015-3 (2-0), 2017-3 (0-1), 2019-3 (0-1)  
**Watertown (12)** – 1990-1 (0-6\*), 1995-1 (2-4\*), 1997-1 (3-3\*), 1998-1 (6-5\*), 1999-1 (1-1), 2000-1 (0-1), 2003-1 (0-1), 2005-1 (2-1), 2006-1 (0-1), 2007-1 (3-0), 2008-1 (0-1), 2011-1 (1-1)  
**Waukesha South (1)** – 1989-A (4-4\*)  
**Waukesha West (1)** – 2018-1 (1-1)  
**Waunakee (8)** – 1985-B (9-0\*), 1986-B (3-0\*), 1989-B (3-0\*), 1990-2 (2-1\*), 1991-2 (3-0\*), 1992-2 (2-1\*), 1993-2 (1-2\*), 2017-1 (0-1)

**Waupun (16)** – 1993-2 (3-0\*), 1994-2 (2-1\*), 1995-2 (3-0\*), 1996-2 (2-0), 1997-2 (2-0), 1999-2 (2-0), 2001-2 (2-0), 2002-2 (2-0), 2003-2 (2-0), 2004-2 (2-0), 2005-2 (2-0), 2006-2 (0-1), 2007-2 (1-1), 2008-2 (2-0), 2010-2 (0-1), 2014-2 (0-1)  
**Wausau East (2)** – 1978-A (3-11\*), 2013-1 (0-1)  
**Wausau West (7)** – 1989-A (3-5\*), 1992-1 (0-6\*), 1993-1 (4-5\*), 1994-1 (8-0\*), 1996-1 (0-3\*), 1997-1 (1-3\*), 2000-1 (1-1)  
**Wausaukee (3)** – 1988-C (0-3\*), 1994-3 (0-3\*), 1995-4 (2-1\*)  
**Wauwatosa East (16)** – 1973 (3-4\*), 1974-A (3-0), 1975-A (14-0\*), 1980-A (7-0\*), 1981-A (9-10\*), 1982-A (10-4\*), 1985-A (9-2\*), 1988-A (0-6\*), 1991-1 (6-6\*), 1992-1 (10-2\*), 1993-1 (9-1\*), 1994-1 (8-3\*), 1995-1 (4-2\*), 1997-1 (7-4\*), 1998-1 (5-3\*), 1999-1 (1-1)  
**Webster (2)** – 1985-C (7-1\*), 1986-C (2-1\*)  
**West Allis Hale (11)** – 1973 (5-2\*), 1976-A (12-2\*), 1977-A (9-5\*), 1978-A (9-5\*), 1979-A (12-3\*), 1990-1 (3-4\*), 1991-1 (3-4\*), 1992-1 (6-3\*), 1996-1 (9-1\*), 1998-1 (9-4\*), 1999-1 (2-1)  
**West Bend East (17)** – 1974-A (0-1), 1982-A (11-3\*), 1983-A (8-1\*), 1985-A (7-4\*), 1989-A (5-2\*), 1991-1 (5-5\*), 1993-1 (10-1\*), 1994-1 (9-2\*), 1995-1 (10-0\*), 1996-1 (6-3\*), 1997-1 (9-1\*), 1998-1 (2-3\*), 1999-1 (3-0), 2000-1 (3-0), 2001-1 (2-1), 2007-1 (2-1), 2008-1 (2-1)  
**West Bend West (6)** – 1987-A (4-4\*), 1990-


1 (8-6\*), 2002-1 (0-1), 2003-1 (0-1), 2004-1 (2-1), 2006-1 (1-1)  
**West Milwaukee (1)** – 1980-B (3-0\*)  
**West Salem (2)** – 1977-C (1-5\*), 2006-2 (1-1)  
**Westosha Central (19)** – 1980-A (2-5\*), 1982-A (2-12\*), 1983-A (2-7\*), 1984-A (8-3\*), 1985-A (2-10\*), 1987-A (5-3\*), 1989-A (10-0\*), 1991-1 (5-4\*), 1992-2 (3-0\*), 1998-1 (1-3\*), 2000-1 (0-1), 2001-1 (0-1), 2002-1 (2-1), 2003-1 (3-0), 2004-1 (3-0), 2005-1 (0-1), 2006-1 (3-0), 2007-1 (1-1), 2013-1 (2-1)  
**Weyauwega-Fremont (2)** – 1980-C (1-2\*), 2005-3 (2-0)  
**Whitefish Bay (1)** – 1976-A (9-5\*)  
**Whitehall (3)** – 1991-4 (0-3\*), 1993-4 (1-2\*), 1997-4 (0-1)  
**Whitewater (2)** – 1981-B (0-3\*), 1995-2 (1-2\*)  
**Williams Bay (5)** – 2001-4 (0-1), 2002-4 (1-1), 2003-4 (2-0), 2004-4 (2-0), 2005-4 (2-0)  
**Wisconsin Dells (1)** – 1984-B (7-2\*)  
**Wisconsin Heights (4)** – 2001-3 (0-1), 2004-3 (0-1), 2008-3 (2-0), 2010-3 (0-1)  
**Wisconsin Lutheran (3)** – 2001-1 (1-1), 2002-1 (0-1), 2019-2 (0-1)  
**Wisconsin Rapids (2)** – 1983-A (3-6\*), 1991-1 (3-4\*)  
**Wrightstown (1)** – 1999-3 (0-1)  
**Xavier (4)** – 2001-2 (0-1), 2005-2 (0-1), 2006-2 (1-1), 2009-2 (1-1)

\*Denotes pool play game results

## NFHS OFFICIAL VOLLEYBALL SIGNALS



PlayPics courtesy of REFEREE (www.referee.com)



PlayPics courtesy of REFEREE (www.referee.com)





# Girls State Champions

Years	Schools	Champion (Coach)	Runner-up (Coach)	Site
1973	281	Shawano (Matty Mathison)	West Allis Hale (Mary Blandino)	Neenah High School
1974	363	A - Wauwatosa East (Katie Curran)	Greendale (Kathy Anklam)	Neenah High School
		B - Pewaukee (Joan Neuser)	Omro (Mary Pat Thompson)	
		C - Cambridge (Jean Bawden)	Bloomington (Adele Jacobson)	
1975	402	A - Wauwatosa East (Katie Curran)	Shorewood (Sarah Kneser)	Kolf Sports Center
		B - Random Lake (Kris Russell)	Omro (Mary Pat Thompson)	UW-Oshkosh
		C - Cambridge (Jean Bawden)	Abbotsford (Judy Stephenson)	
1976	402	A - West Allis Hale (Mary Blandino)	Oshkosh West (Sue Wasmuth)	Kolf Sports Center
		B - Pewaukee (Joan Neuser)	Lancaster (Jewel Henke)	UW-Oshkosh
		C - Howards Grove (Karen Bauman)	Athens (Helen Zimmerman)	
1977	417	A - Milwaukee Madison (Diane Harrod)	Neenah (Ken Boivin)	Kolf Sports Center
		B - Platteville (Kathy Herbst)	Pewaukee (Joan Neuser)	UW-Oshkosh
		C - Bayfield (Glenna Anderson)	Laona (Rita Kuhrasch)	
1978	419	A - Neenah (Ken Boivin)	Milwaukee Madison (Diane Harrod)	Kolf Sports Center
		B - Random Lake (Kris Russell)	Platteville (Kathy Herbst)	UW-Oshkosh
		C - Iowa-Grant (Kitti Kopp)	Laona (Rita Kuhrasch)	
1979	418	A - West Allis Hale (Mary Blandino)	Neenah (Ken Boivin)	Kolf Sports Center
		B - Platteville (Kathy Herbst)	North Fond du Lac (Chris O'Rourke)	UW-Oshkosh
		C - Loyal (Ellie Robillard)	Cambridge (Jean Bawden)	
1980	420	A - Wauwatosa East (Diane Scherzer)	Neenah (Ken Boivin)	Kolf Sports Center
		B - West Milwaukee (Kathy Acker)	Portage (Joann Armson)	UW-Oshkosh
		C - Cambridge (Jean Bawden)	Iowa-Grant (Kitti Kopp)	
1981	420	A - Merrill (Jan Ruetz)	Kaukauna (Norma Metoxen)	Kolf Sports Center
		B - Portage (Joann Armson)	Peshtigo (Marcia L. Engebretson)	UW-Oshkosh
		C - Abbotsford (Pamela Kennedy)	Seneca (Margaret Benzing)	
1982	420	A - Oak Creek (Myrt Jeske)	West Bend East (Lynn LaPorte)	Kolf Sports Center
		B - Barron (Sue Bedient)	Portage (Joann Armson)	UW-Oshkosh
		C - Abbotsford (Pam Kennedy)	Seneca (Margaret Benzing)	
1983	419	A - West Bend East (Lynn LaPorte)	Oak Creek (Myrt Jeske)	Kolf Sports Center
		B - Sheboygan Falls (Marcy Moely)	Monona Grove (Sue Kanable)	UW-Oshkosh
		C - Abbotsford (Pam Kennedy)	Kickapoo (Jo Ann Walter)	
1984	419	A - New Berlin West (Ray Carney)	Salem (Ruth Leeftink)	Kolf Sports Center
		B - Wisconsin Dells (Cyndy Collins)	Valders (David Korn)	UW-Oshkosh
		C - Sevastopol (Cassandra Cibik)	Turtle Lake (Judy Sommer)	
1985	419	A - Wauwatosa East (Kim Pfaffle)	Stevens Point (Barbara Barth Krueger)	Kolf Sports Center
		B - Waunakee (Chris Kondrasuk)	Seymour (Penny Gillespie)	UW-Oshkosh
		C - Webster (Bill Morrin)	Sevastopol (Cassandra Cibik)	
1986	418	A - Appleton East (Reid Ribble)	Madison West (Peggy Mueller)	Kolf Sports Center
		B - Waunakee (Chris Hetzel)	Seymour (Penny Gillespie)	UW-Oshkosh
		C - Webster (Bill Morrin)	Pittsville (Karen Iwanski)	
1987	419	A - Portage (Joann Armson)	Shawano (Matty Mathison)	Kolf Sports Center
		B - Richland Center (Lori Flanagan)	New Holstein (Mary Langenfeld)	UW-Oshkosh
		C - Ozaukee (Mike Falkner)	Turtle Lake (Darcey Paine)	
1988	418	A - Shawano (Matty Mathison)	Kaukauna (Norma Metoxen-Rammer)	Kolf Sports Center
		B - Seymour (Penny Gillespie)	Cuba City (Mary Beth Dixon)	UW-Oshkosh
		C - Mercer (John Pierpont)	Oostburg (Lynda Garbe)	
1989	417	A - Salem (Charles Berg)	Racine Horlick (Sue Thompson)	Kolf Sports Center
		B - Waunakee (Chris Hetzel)	De Pere (Lori Vanden Bergh)	UW-Oshkosh
		C - Iowa-Grant (Lois Peart)	Grantsburg (Bill Morrin)	
1990	415	1 - Racine Wm. Horlick (Sue Thompson)	West Bend West (Cathy Spies)	Kolf Sports Center
		2 - Kimberly (Susan Judge)	Waunakee (Deb Jewell)	UW-Oshkosh
		3 - Cuba City (Mary Beth Dixon)	Sevastopol (Cassandra Cibik-Moeller)	
		4 - Clayton (Lori Riemer)	Lena (Kathy Whiting)	
1991	413	1 - Green Bay Preble (Lee Stuyvenberg)	Wauwatosa East (Joe Lynch)	Kolf Sports Center
		2 - Waunakee (Deborah Jewell)	Lakeland (Steven Prah)	UW-Oshkosh
		3 - Sevastopol (Cassandra Cibik-Moeller)	Cuba City (Mary Beth Dixon)	
		4 - Niagara (Carol St. Arnauld)	Turtle Lake (Diane Schradle)	
1992	413	1 - Wauwatosa East (Joe Lynch)	Neenah (Ken Boivin)	Kolf Sports Center
		2 - Westosha Central (Charlie Berg)	Waunakee (Deb Jewell)	UW-Oshkosh
		3 - Cuba City (Mary Beth Dixon)	Elk Mound (Donna Weix)	
		4 - Mercer (John Pierpont)	Niagara (Carol St. Arnauld)	
1993	414	1 - West Bend East (Lynn LaPorte)	Wauwatosa East (Joe Lynch)	Kolf Sports Center
		2 - Waupun (Keith Milkowski)	Lakeland (Steven Prah)	UW-Oshkosh
		3 - Somerset (Sarah Prashchak)	Cambridge (Janet Packart-Benson)	
		4 - Turtle Lake (Diane Schradle)	Niagara (Carol St. Arnauld)	
1994	415	1 - Wauwatosa East (Joe Lynch)	West Bend East (Lynn LaPorte)	Neenah High School
		2 - Platteville (Kathy Herbst)	Waupun (Keith Milkowski)	
		3 - Oostburg (Lynda Garbe)	Iowa-Grant (Lois Peart)	
		4 - Turtle Lake (Diane Schradle)	North Crawford (Marsha Chestelson)	
1995	415	1 - West Bend East (Lynn LaPorte)	Wauwatosa East (Joe Lynch)	Neenah High School
		2 - Waupun (Keith Milkowski)	Kimberly (Mary Hammen)	
		3 - Dodgeville (Julie Van Epps)	Pittsville (Karen Brownell)	
		4 - Turtle Lake (Diane Schradle)	Wausaukee (Steven J. Verboom)	
1996	415	1 - West Allis Hale (Mary Blandino)	West Bend East (Kurt Schermacher)	Neenah High School
		2 - Waupun (Keith Milkowski)	Ripon (Tracy Landerman)	
		3 - Dodgeville (Julie Van Epps)	Cadott (Linda Johnson)	
		4 - Clayton (Lori Catlin)	Hustisford (Ruth Leitzke)	

Continued on page 38

**Girls State Champions – Continued from page 37**

Years	Schools	Champion (Coach)	Runner-up (Coach)	Site
1997	415	1 – West Bend East (Kurt Schermacher)	..Wauwatosa East (Joe Lynch)	..Neenah High School
		2 – Waupun (Keith Milkowski)	..River Valley (Kathy Kinney)	
		3 – Iowa-Grant (Lois Peart)	..Laconia (Karen Kuhn)	
		4 – Abbotsford (Bev Endreas)	..Hustisford (Ruth Leitzke)	
1998	414	1 – West Allis Hale (Mary Blandino)	..Watertown (Anne Ruzicka-Stanek)	..Neenah High School
		2 – Ripon (Tracy Landerman)	..River Valley (Kathy Kinney)	
		3 – Laconia (Karen Kuhn)	..Grantsburg (Bill Morrin)	
		4 – Abbotsford (Bev Endreas)	..Seneca (Dawn Ray)	
1999	416	1 – West Bend East (Kurt Schermacher)	..West Allis Hale (Mary Blandino)	..Neenah High School
		2 – Waupun (Keith Milkowski)	..Kimberly (Jeff Van Lannen)	
		3 – Dodgeville (Cathy Bramlett)	..Cadott (Tricia Dresel)	
		4 – Abbotsford (Bev Endreas)	..Randolph (Lori Tonn)	
2000	469	1 – West Bend East (Kurt Schermacher)	..Menomonee Falls (Jeff Thompson)	..Neenah High School
		2 – Milwaukee Thomas More (Rob McLaughlin)	..Madison Edgewood (Toby Parker)	
		3 – Washburn (Mike Meierotto)	..Lakeside Lutheran (Karen Raasch)	
		4 – Hustisford (Ruth Leitzke)	..Loyal (Wanda Boldon)	
2001	469	1 – Divine Savior Holy Angels (Cindy Stuckey)	..West Bend East (Kurt Schermacher)	..Neenah High School
		2 – Waupun (Keith Milkowski)	..Madison Edgewood (Brenda Foti)	
		3 – Grantsburg (Bill Morrin)	..Kettle Moraine Lutheran (Doug Hext)	
		4 – Abbotsford (Bev Endreas)	..Potosi (Jolene Murray)	
2002	472	1 – Pius XI (Dave Scher)	..Westosha Central (Charles Berg)	..Resch Center
		2 – Waupun (Keith Milkowski)	..Madison Edgewood (Steve Bleier)	..Green Bay
		3 – Kettle Moraine Lutheran (Doug Hext)	..Deerfield (Pam Haffely)	
		4 – Potosi (Jolene Murray)	..Williams Bay (Jim Neave)	
2003	472	1 – Westosha Central (Charles Berg)	..Pius XI (Dave Scher)	..Resch Center
		2 – Waupun (Keith Milkowski)	..Little Chute (Anna Maass)	..Green Bay
		3 – Kettle Moraine Lutheran (Doug Hext)	..Grantsburg (Bill Morrin)	
		4 – Williams Bay (Jim Neave)	..Regis (Jay Mielke)	
2004	472	1 – Westosha Central (Charlie Berg)	..West Bend West (B.J. Royes)	..Resch Center
		2 – Waupun (Keith Milkowski)	..Lodi (Nancy Rabensdorf)	..Green Bay
		3 – Kettle Moraine Lutheran (Doug Hext)	..Regis (Jay Mielke)	
		4 – Williams Bay (Jim Neave)	..Lake Holcombe (Jean Anderson)	
2005	473	1 – Muskego (Karen Anderson)	..Watertown (Travis Hull)	..Resch Center
		2 – Waupun (Keith Milkowski)	..River Valley (Lisa Roelke)	..Green Bay
		3 – Weyauwega-Fremont (Rena Tomaszewski)	..Kettle Moraine Lutheran (Doug Hext)	
		4 – Williams Bay (Jim Neave)	..Hillsboro (Rob Schroeder)	
2006	475	1 – Westosha Central (Charlie Berg)	..Muskego (Karen Anderson)	..Resch Center
		2 – Catholic Memorial (Ted Schulte)	..Xavier (Andrew Heimerman)	..Green Bay
		3 – Stanley-Boyd (Chris Paradies)	..Oostburg (Scott Greupink)	
		4 – Catholic Central (Carol Van Henkelum)	..Rib Lake (Barb Anderson)	
2007	469	1 – Watertown (Travis Hull)	..West Bend East (Colleen Hasse)	..Resch Center
		2 – Kettle Moraine Lutheran (Rachel Kuehl)	..Waupun (Keith Milkowski)	..Green Bay
		3 – Cuba City (Keri Lawson)	..Oostburg (Scott Greupink)	
		4 – Catholic Central (Carol Van Henkelum)	..Hillsboro (Rob Schroeder)	
2008	473	1 – Kenosha Tremper (Sabrina Scifres)	..Pius XI (Dave Scher)	..Resch Center
		2 – Waupun (Keith Milkowski)	..Catholic Memorial (Ted Schulte)	..Green Bay
		3 – Wisconsin Heights (Amy Schlimgen)	..Grantsburg (Bill Morrin)	
		4 – Catholic Central (Carol Van Henkelum)	..Clayton (Diane Schradle)	
2009	471	1 – Muskego (Karen Anderson)	..Kaukauna (Dan Scharenbroch)	..Resch Center
		2 – Catholic Memorial (Ted Schulte)	..Xavier (Guy DeShaney)	..Green Bay
		3 – Grantsburg (Bill Morrin)	..Cuba City (Keri Lawson)	
		4 – McDonell Central (Kat Roesler)	..Newman Catholic (Betty Lange)	
2010	476	1 – Kaukauna (Dan Scharenbroch)	..Muskego (Karen Anderson)	..Resch Center
		2 – Catholic Memorial (Ted Schulte)	..Madison Edgewood (Steve Bleier)	..Green Bay
		3 – Racine Saint Catherine's (Katie Olsen)	..Grantsburg (Bill Morrin)	
		4 – Highland (Maria Wineski)	..Catholic Central (Mae-Mae Oberhofer)	
2011	477	1 – Burlington (Dan Lynch/Teri Leach)	..Fond du Lac (Julie Riese)	..Resch Center
		2 – Catholic Memorial (Ted Schulte)	..Tomahawk (Jen Pfannerstill)	..Green Bay
		3 – Oostburg (Scott Greupink)	..Spencer (Buff Heller)	
		4 – Catholic Central (Mae-Mae Oberhofer)	..Owen-Withee (Al Goerlitz)	
2012	475	1 – Burlington (Dan Lynch/Teri Leach)	..Divine Savior Holy Angels (Darrell Frank)	..Resch Center
		2 – Kettle Moraine Lutheran (Rachel Kuehl)	..Edgewood Sacred Heart (Steve Bleier)	..Green Bay
		3 – Oostburg (Scott Greupink)	..Oconto (Nancee Bucheger)	
		4 – Catholic Central (Mae-Mae Oberhofer)	..Newman Catholic (Betty Lange)	
2013	474	1 – Menomonee Falls (J.C. Bruns)	..Westosha Central (Charlie Berg)	..Resch Center
		2 – East Troy (Jeremy Weis)	..Edgewood Sacred Heart (Steve Bleier)	..Green Bay
		3 – Regis (Kendra Pagel)	..Auburdale (Peggy Empey)	
		4 – Newman Catholic (Betty Lange)	..Clayton (Diane Schradle)	
2014	473	1 – Divine Savior Holy Angels (Darrell Frank)	..Muskego (Karen Anderson)	..Resch Center
		2 – Catholic Memorial (Ted Schulte)	..Tomahawk (Amanda Kriese)	..Green Bay
		3 – Waterloo (Scott Schumann)	..Marathon (Carla Elliott)	
		4 – Newman Catholic (Betty Lange)	..Southwestern (Jane Wills)	
2015	471	1 – Divine Savior Holy Angels (Caitie Ratkowski)	..Oconomowoc (Michelle Bruss)	..Resch Center
		2 – Catholic Memorial (Ted Schulte)	..East Troy (Jeremy Weis)	..Green Bay
		3 – Waterloo (Scott Schumann)	..Lake Country Lutheran (Janet Bahr)	
		4 – Newman Catholic (Betty Lange)	..Southwestern (Jane Wills)	
2016	476	1 – Neenah (Bruce Moriarty)	..Burlington (Teri Leach/Dan Lynch)	..Resch Center
		2 – Catholic Memorial (Ted Schulte)	..Notre Dame de la Baie Academy (Ben Wolf)	..Green Bay
		3 – Howards Grove (Brett Demrow)	..Lourdes Academy (Trudi Woods)	
		4 – Newman Catholic (Betty Lange)	..Clayton (Sadie Schradle)	

Continued on page 39



**Girls State Champions – Continued from page 38**

Years	Schools	Champion (Coach)	Runner-up (Coach)	Site
2017	475	1 – Burlington (Teri Leach/Dan Lynch)	River Falls (Sara Kealy)	Resch Center
		2 – Lakeside Lutheran (Jenny Krauklis)	Luxemburg-Casco (Jeff Frey)	Green Bay
		3 – Lake Country Lutheran (Janet Bahr)	Regis (Travis Eichner)	
		4 – Clayton (Sadie Schradle)	Lourdes Academy (Trudi Woods)	
2018	477	1 – Burlington (Dan Lynch/Teri Little)	Oconomowoc (Michelle Bruss)	Resch Center
		2 – East Troy (Jeremy Weis)	Kettle Moraine Lutheran (Stephanie Prochnow)	Green Bay
		3 – Lake Country Lutheran (Janet Bahr)	Stratford (Brooke Kafka)	
		4 – Catholic Central (Wayne Schultz)	Clayton (Sadie Schradle)	
2019	475	1 – Arrowhead (Janelle Hobbs)	Oconomowoc (Michelle Bruss)	Resch Center
		2 – Luxemburg-Casco (Jeff Frey)	McFarland (Trish Fortune)	Green Bay
		3 – Howards Grove (Brett Damrow)	Aquinas (Danielle George)	
		4 – Clear Lake (Alicia Strilzuk)	Catholic Central (Wayne Schultz)	



# Boys State Champions

Years	Schools	Champion (Coach)	Runner-up (Coach)	Site
1947	100	Madison West (Bob Harris)	South Milwaukee (Ben Walters)	Madison
1948		NO STATE MEET		
1949	88	Madison Central (Harold [Gus] Pollock)	Belleville (C.H. Hageman)	Madison
1950	86	Madison Central (Harold [Gus] Pollock)	Waukesha (Roger Sohr)	Madison
1951	100	Waukesha (Roger Sohr)	Wisconsin High - Madison (Harold Metzen)	Waukesha
1952	114	Waukesha (Roger Sohr)	Wisconsin High - Madison (Harold Metzen) & South Milwaukee (Ben Walters)	Madison
1953	120	Waukesha (Roger Sohr)	Wauwatosa (Dan Tilloston)	Madison
1954	140	Wisconsin High - Madison (Harold Metzen)	Waukesha (Roger Sohr)	Madison
1955	150	Waukesha (Roger Sohr)	Wisconsin High - Madison (Harold Metzen)	Madison
1956	150	Portage (Frank Siewert)	Waukesha (Roger Sohr)	Madison
1957	131	Waukesha (Roger Sohr)	Greenwood (Cy Boker)	Waukesha
1958	175	Waukesha (Roger Sohr)	Hillsboro (William Voelz)	Waukesha
1959	168	Waukesha (Gene Wisner)	Portage (Frank Siewert)	Monona Grove (Madison)
1960	148	Waukesha (Gene Wisner)	Greenwood (Elmer Thompson)	Wisconsin Dells
1961	117	Waukesha (Gene Wisner)	South Milwaukee (Ben Walters)	Wisconsin Dells
1962	106	Wisconsin High - Madison (Harold Metzen)	South Milwaukee (Ben Walters)	Portage
1963	98	Wisconsin High - Madison (John Becker)	Whitefish Bay (Roland Peters)	Portage
1964	70	Wauwatosa West (Joe Crnkovich)	Antigo (Ralph Elleson)	Wauwatosa
1965	54	Monona Grove (Warren Uphoff)	Portage (Frank Siewert)	Wauwatosa West
1966	53	Whitefish Bay (Roland Peters)	Antigo (Ralph Elleson)	Antigo
1967	46	Antigo (Ralph Elleson)	Kaukauna (Dave Hash)	Antigo
1967*	44	Kaukauna (Dave Hash)	West Allis Hale (Glen Moerschel)	Kaukauna
1968	40	Antigo (Ralph Elleson)	Monona Grove (Warren Uphoff)	Kaukauna
1969	39	Kaukauna (Dave Hash)	South Milwaukee (Al Forsythe)	Antigo
1970	37	Kaukauna (Dave Hash)	Monona Grove (Warren Uphoff)	Antigo
1971	38	Appleton East (Orv Koepke)	Whitefish Bay (Dante De La Pasqua)	Whitefish Bay
1972	39	Kaukauna (Dave Hash)	Whitefish Bay (Dante De La Pasqua)	Whitefish Bay
1973	39	Whitefish Bay (Dante De La Pasqua)	Antigo (Ralph Elleson)	Neenah
1974	40	South Milwaukee (Al Forsythe)	Kaukauna (Dave Hash)	Neenah
1975	42	West Allis Hale (Mike Scott)	Neenah (Bob Meyer)	Oshkosh
1976	39	West Allis Hale (Mike Scott)	Kaukauna (Dave Hash)	Oshkosh
1977	38	Kaukauna (Dave Hash)	West Allis Hale (Mike Scott)	Oshkosh
1978	38	Kaukauna (Dave Hash)	Waukesha North (Bob Martin)	Oshkosh
1979	38	West Allis Hale (Mike Scott)	Racine Case (Gary Sorenson)	Oshkosh
1980	35	Kaukauna (Dave Hash)	Racine Case (Gary Sorenson)	Oshkosh
1981	34	Waukesha South (Bob Tolbert)	Racine Case (Gary Sorenson)	Oshkosh
1982	28	Kaukauna (Dave Hash)	West Allis Hale (John Zimmerman)	Oshkosh
<b>1983 thru 1999</b> not a WIAA sponsored State Tournament				
2000	38	Catholic Memorial - Waukesha (Jason Baumann)	Pius XI -Milwaukee (Brock Cameron)	Waukesha West
2001	44	Pius XI -Milwaukee (Brock Cameron)	Arrowhead (Rob Kleinschmidt)	Waukesha West
2002	46	Marquette University H.S. (Larry Sorensen)	Racine Case (Gary Sorensen)	Waukesha West
2003	46	Racine Horlick (Sam Firtko)	Catholic Memorial (Mike Hanneman)	Waukesha West
2004	46	Marquette University H.S. (Larry Sorensen)	Catholic Memorial (Mike Hanneman)	Waukesha West
2005	46	Marquette University H.S. (Larry Sorensen)	Wauwatosa West (Jeffrey Liker)	Waukesha West
2006	50	Wauwatosa East (John Simon)	Catholic Memorial (Mike Hanneman)	Waukesha West
2007	51	Marquette University H.S. (Eric Sullivan)	Catholic Memorial (Mike Hanneman)	Waukesha West
2008	52	Marquette University H.S. (Eric Sullivan)	Nicolet (Brad Kuehl)	Wisconsin Lutheran
2009	51	New Berlin Eisenhower/West (Kurt Derenne)	Nicolet (Brad Kuehl)	Wisconsin Lutheran
2010	50	Catholic Memorial (Mike Hanneman)	Marquette University H.S. (Eric Sullivan)	Wisconsin Lutheran
2011	50	Marquette University H.S. (Eric Sullivan)	Kaukauna (Tom Belling)	Wisconsin Lutheran
2012	51	Appleton North (Michael Maass)	Burlington (Tim Gesteland)	Wisconsin Lutheran
2013	51	Marquette University H.S. (Eric Sullivan)	Germantown (Brian Rushmer)	Wisconsin Lutheran
2014	53	Marquette University H.S. (Eric Sullivan)	New Berlin Eisenhower/West (Jay Szatkowski)	Wisconsin Lutheran
2015	54	Kaukauna (Tom Belling)	Kettle Moraine (Tom Gulak)	Wisconsin Lutheran
2016	54	Catholic Memorial (Brad Mikulice)	Marquette University H.S. (Eric Sullivan)	Wisconsin Lutheran
2017	56	Marquette University H.S. (Eric Sullivan)	Kaukauna (Tom Belling/Mitch Bolwerk)	Wisconsin Lutheran
2018	58	Germantown (Brian Rushmer)	Kimberly (Matt Seidl)	Wisconsin Lutheran
2019	60	Kimberly (Matt Seidl)	Germantown (Brian Rushmer)	Wisconsin Lutheran

\*Volleyball became a fall sport effective in 1967-68



# Girls State Tournament Records

## TEAM RECORDS

### Match

#### HITTING

##### KILLS

###### Division 1

- 3 Games: 64, Pius XI vs. Westosha Central (2002)
- 4 Games: 79, West Bend East vs. Menomonee Falls (2000)
- 5 Games: 96, Pius XI vs. Middleton (2002)

###### Division 2

- 3 Games: 55, Little Chute vs. Osceola (2003)
- 4 Games: 66, Catholic Memorial vs. Big Foot (2011)
- 5 Games: 64, Catholic Memorial vs. Waupun (2006)

###### Division 3

- 3 Games: 60, Deerfield vs. Pittsville (2002)
- 4 Games: 67, Kettle Moraine Lutheran vs. Grantsburg (2001)
- 5 Games: 70, Washburn vs. Lakeside Lutheran (2000)

###### Division 4

- 3 Games: 53, Catholic Central vs. Clayton (2018)  
Clayton vs. Randolph (2016)
- 4 Games: 69, Regis vs. Abbotsford (2003)
- 5 Games: 89, Regis vs. Williams Bay (2002)

#### ATTEMPTS

###### Division 1

- 3 Games: 155, Pius XI vs. Westosha Central (2002)
- 4 Games: 249, West Bend East vs. Menomonee Falls (2000)
- 5 Games: 230, Pius XI vs. Middleton (2002)

###### Division 2

- 3 Games: 156, Osceola vs. Little Chute (2003)
- 4 Games: 183, Waupun vs. Xavier (2001)
- 5 Games: 187, Oconto Falls vs. Tomahawk (2011)

###### Division 3

- 3 Games: 160, Deerfield vs. Pittsville (2002)
- 4 Games: 217, Kettle Moraine Lutheran vs. Grantsburg (2001)
- 5 Games: 216, Kettle Moraine Lutheran vs. Washburn (2002)

###### Division 4

- 3 Games: 146, Williams Bay vs. Hillsboro (2003)
- 4 Games: 206, Abbotsford vs. Potosi (2001)
- 5 Games: 259, Regis vs. Williams Bay (2002)

#### ASSISTS

###### Division 1

- 3 Games: 60, Pius XI vs. Westosha Central (2002)
- 4 Games: 66, West Bend East vs. Menomonee Falls (2000)
- 5 Games: 83, Pius XI vs. Middleton (2002)

###### Division 2

- 3 Games: 52, Little Chute vs. Osceola (2003)
- 4 Games: 59, Catholic Memorial vs. Big Foot (2011)
- 5 Games: 59, Lodi vs. Osceola (2004)

###### Division 3

- 3 Games: 60, Deerfield vs. Pittsville (2002)
- 4 Games: 65, Oconto vs. Cuba City (2012)
- 5 Games: 66, Lake Country Lutheran vs. Stratford (2018)

###### Division 4

- 3 Games: 51, Catholic Central vs. Clayton (2018)  
Clayton vs. Randolph (2016)
- 4 Games: 59, Clayton vs. Lourdes Academy (2017)
- 5 Games: 79, Regis vs. Williams Bay (2002)

#### SERVING

##### Aces

###### Division 1

- 3 Games: 13, Muskego vs. Westosha Central (2005)
- 4 Games: 16, Burlington vs. Divine Savior Holy Angels (2017)
- 5 Games: 16, River Falls vs. Oconomowoc (2018)

###### Division 2

- 3 Games: 18, Waupun vs. Lodi (2004)
- 4 Games: 16, Madison Edgewood vs. Osceola (2001)
- 5 Games: 12, Kettle Moraine Lutheran vs. Waupun (2007)  
Lodi vs. Osceola (2004)

###### Division 3

- 3 Games: 15, Kettle Moraine Lutheran vs. Laconia (2004)
- 4 Games: 14, Lake Country Lutheran vs. Regis (2017)
- 5 Games: 17, Lake Country Lutheran vs. Waterloo (2017)

###### Division 4

- 3 Games: 17, Catholic Central vs. Newman Catholic (2018)
- 4 Games: 20, Catholic Central vs. Valley Christian (2010)
- 5 Games: 17, Williams Bay vs. Regis (2002)

#### DEFENSE

##### Digs

###### Division 1

- 3 Games: 73, Burlington vs. Mukwonago (2017)
- 4 Games: 156, Menomonee Falls vs. West Bend East (2000)
- 5 Games: 103, Menomonee Falls vs. Westosha Central (2006)

###### Division 2

- 3 Games: 84, Thomas More vs. Madison Edgewood (2000)
- 4 Games: 90, Waupun vs. Xavier (2001)
- 5 Games: 82, Luxemburg-Casco vs. Lakeside Lutheran (2017)  
Tomahawk vs. Oconto Falls (2011)  
Kettle Moraine Lutheran vs. Waupun (2007)

###### Division 3

- 3 Games: 96, Deerfield vs. Pittsville (2002)
- 4 Games: 115, Edgar vs. Grantsburg (2003)
- 5 Games: 102, Washburn vs. Kettle Moraine Lutheran (2002)

###### Division 4

- 3 Games: 83, Potosi vs. Abbotsford (2002)
- 4 Games: 105, Abbotsford vs. Potosi (2001)
- 5 Games: 132, Southwestern vs. Hilbert (2014)

#### Total Blocks (BS+ 1/2 BA)

###### Division 1

- 3 Games: 11, Catholic Memorial vs. Marshfield (2002)
- 4 Games: 16, Watertown vs. Kaukauna (2005)
- 5 Games: 17, Muskego vs. Burlington (2014)

###### Division 2

- 3 Games: 10, Notre Dame de la Baie Ac. vs. Cath. Mem. (2015)  
Catholic Memorial vs. Tomahawk (2009)
- 4 Games: 13, Catholic Mem. vs. Madison Edgewood (2010)
- 5 Games: 13, Luxemburg-Casco vs. Lakeside Lutheran (2017)

###### Division 3

- 3 Games: 11, Kettle Moraine Lutheran vs. Grantsburg (2005)
- 4 Games: 17, Cuba City vs. Regis (2007)
- 5 Games: 16, Oostburg vs. Spencer (2011)

###### Division 4

- 3 Games: 8, Hilbert vs. Newman Catholic (2013)  
Catholic Central vs. Hillsboro (2006)
- 4 Games: 14, Regis vs. Abbotsford (2003)
- 5 Games: 14, Hilbert vs. Southwestern (2014)

## INDIVIDUAL RECORDS Tournament

#### ATTACKS

##### KILLS

###### Division 1 (3 MATCHES UNLESS NOTED)

- 88 Christie Gardner, West Bend East, 2001
- 84 Ciara Capezio, Burlington, 2012
- 78 Robin Alt, West Allis Hale, 1998
- 76 Allison Wack, Westosha Central, 2006
- 73 Debbie Stadick, Watertown, 2007

###### Division 2 (2 MATCHES UNLESS NOTED)

- 48 Amber Rowoldt, Lakeside Lutheran, 2017
- 42 Brittany Dolgner, Waupun, 2005
- 41 Deanna Dolgner, Waupun, 1999
- 40 Katie Winkler, East Troy, 2018  
Maureen Reardon, Catholic Memorial, 2006  
Brenda Krauss, Ripon, 1998  
Krista Buchholz, Waupun, 1996

###### Division 3 (2 MATCHES UNLESS NOTED)

- 84 Aubrey Meierotto, Washburn, 2000
- 80 Madeline Mosher, Waterloo, 2015
- 69 Sara DePouw, Oconto, 2012
- 66 Joanna Schmitt, Deerfield, 2002
- 60 Brooke Andersen, Lake Country Lutheran, 2017

###### Division 4 (2 MATCHES UNLESS NOTED)

- 67 Mariah Whalen, Newman Catholic, 2014
- 64 Bridget Scribner, Turtle Lake, 1995
- 60 Mariah Whalen, Newman Catholic, 2015
- Beka Nelson, Williams Bay, 2002
- 55 Michelle Budden, Southwestern, 2014
- 54 Jolene Danca, Turtle Lake, 1993

#### Attempts

###### Division 1 (3 MATCHES UNLESS NOTED)

- 209 Christie Gardner, West Bend East, 2001
- 190 Haley Leinss, West Bend East, 2007
- 177 Jenni Fassbender, Kaukauna, 2010
- 175 Caroline Langer, Pius XI, 2008
- 165 Denitza Koleva, Middleton, 2002

###### Division 2 (2 MATCHES UNLESS NOTED)

- 111 Amber Rowoldt, Lakeside Lutheran, 2017
- 102 Mary Dodge, East Troy, 2015
- 98 Maureen Reardon, Catholic Memorial, 2006
- 89 Bridget Nickel, Waupun, 2008
- 84 Bina Scuric, East Troy, 2018  
Brittany Dolgner, Waupun, 2003

###### Division 3 (2 MATCHES UNLESS NOTED)

- 163 Joanna Schmitt, Deerfield, 2002
- 156 Madeline Mosher, Waterloo, 2015
- 148 Sara DePouw, Oconto, 2012
- 145 Kortney Morrin, Grantsburg, 2010
- 144 Mackenzie Hunter, Regis, 2004
- 128 Courtney Schulz, Spencer, 2011

###### Division 4 (2 MATCHES UNLESS NOTED)

- 161 Michelle Budden, Southwestern, 2014
- 138 Beka Nelson, Williams Bay, 2002
- 125 Mariah Whalen, Newman Catholic, 2014
- 124 Michelle Budden, Southwestern, 2015
- 117 Melissa Friederick, Potosi, 2001

#### Hitting Percentage (min. 5 att./gm.)

###### Division 1 (3 MATCHES MIN.)

- .508 Rachel Neuberger, Muskego (36-3-65), 2009
- .461 Marissa Stockman, River Falls (46-10-78), 2017
- .444 Mariska Vandenberg, Kenosha Tremper (35-6-72), 2008
- .438 Katie Ellerson, Muskego (25-4-48), 2009
- .436 Allison Wack, Westosha Central (53-9-101), 2004

###### Division 2 (2 MATCHES MIN.)

- .580 Melissa Hastings, Catholic Memorial (30-1-50), 2006
- .575 Kelli Browning, Catholic Memorial (26-3-40), 2009
- .558 Brandi Dolgner, Waupun (25-1-43), 2008
- .500 Holly Visser, Waupun (33-3-60), 2005
- .489 Amanda Hansen, Catholic Memorial (27-4-47), 2011

###### Division 3 (2 MATCHES MIN.)

- .461 Emily Bruckschen, Howards Grove (21-3-39), 2019
- .442 Brooke Andersen, Lake Country Lutheran (60-10-113), 2017
- .440 Breanna Pape, Lake Country Lutheran (27-5-50), 2018
- .400 Abby Jeffcoat, Racine Saint Catherine's (36-6-75), 2010
- .390 Briana Kaiser, Cuba City (49-8-105), 2007

###### Division 4 (2 MATCHES MIN.)

- .576 Mariah Whalen, Newman Catholic (49-4-78), 2016
- .541 Anna Dolan, Hillsboro (23-3-37), 2005
- .466 Carol Henney, Catholic Central (35-7-60), 2008
- .434 Carol Henney, Catholic Central (31-8-53), 2006
- .426 Mariah Whalen, Newman Catholic (60-14-108), 2015
- .404 Rylie Vaughn, Newman Catholic (22-3-47), 2016

#### Assists

###### Division 1 (3 MATCHES UNLESS NOTED)

- 156 Nicole Mogilka, Pius XI, 2002
- 143 Katie Bova, Divine Savior Holy Angels, 2001
- 141 Jamie Turtenwald, West Allis Hale, 1996
- 140 Samantha Minton, Pius XI, 2008
- 139 McKenzie Freimuth, Kaukauna, 2010

###### Division 2 (2 MATCHES UNLESS NOTED)

- 98 Sara Connell, Catholic Memorial, 2011
- 93 Megan Connan, Luxemburg-Casco, 2017
- 84 Ashley Frohmader, Madison Edgewood, 2000
- 78 Nicole Wyngaard, Little Chute, 2003  
Missie Jelsma, Waupun, 1997

###### Division 3 (2 MATCHES UNLESS NOTED)

- 101 Alyana Ritter, Lake Country Lutheran, 2018
- 100 Hannah Miller, Oconto, 2012
- 97 Claire Mosher, Waterloo, 2015
- 90 Sherri Haas, Thorp, 1998  
Heather Gundlach, Iowa-Grant, 1997

###### Division 4 (2 MATCHES UNLESS NOTED)

- 109 Heather Hovestol, Williams Bay, 2002
- 103 Marissa Gilbertson, Clayton, 2017
- 97 Karley Wiensch, McDonell Central, 2009
- 96 Jolene Nitchey, Turtle Lake, 1994
- 89 Rachel Aide, Highland, 2010

#### Serve Aces

###### Division 1 (3 MATCHES UNLESS NOTED)

- 16 Catie Bordeaux, West Allis Hale, 1998
- Morgan Shields, Watertown, 1998

Continued on page 41



## Girls State Tournament Records – Continued from page 40

- 12 Tayler Alden, Oconomowoc, 2019
- Katie Schneider, West Bend East, 1995
- Kim Marx, West Allis Hale, 1992
- Stacy Wolters, Neenah, 1992

### Division 2 (2 MATCHES UNLESS NOTED)

- 14 Christa Schmidt, Kewaskum, 1991
- 11 Addie Kramer, Xavier, 2006
- 10 Karla Morley, Lakeland, 1991
- 9 Lindsey Guillermo, Thomas More, 2000
- 8 Kathryn Christian, Catholic Memorial, 2016
- Alyse Karls, Lodi, 2004
- Kris Kimmlee, Sheboygan Falls, 1994
- Kristin Mulder, Sheboygan Falls, 1994
- Karla Morley, Lakeland, 1992

### Division 3 (2 MATCHES UNLESS NOTED)

- 20 Paula Allen, Oconto, 1999
- 16 Angie Butterist, Dodgeville, 1995
- 14 Brooke Andersen, Lake Country Lutheran, 2017
- 11 Jo-Leigh VerVelde, Oostburg, 2011
- 9 Holly Melbinger, Crivitz, 1993
- Tracie Allen, Oconto, 1999

### Division 4 (2 MATCHES UNLESS NOTED)

- 13 Jackie Young, Turtle Lake, 1991
- 12 Mariah Whalen, Newman Catholic, 2014
- Lindsey Schryver, Williams Bay, 2004
- 11 Mariah Whalen, Newman Catholic, 2016
- Kelly Stary, Turtle Lake, 1995
- 10 Lindsey Schryver, Williams Bay, 2003
- Trisha Neveau, Niagara, 1992
- Trisha Neveau, Niagara, 1991

### BLOCKS \* Block records began in 2001

#### BLOCK SOLOS

##### Division 1 (3 MATCHES UNLESS NOTED)

- 9 Ashlee Fisher, West Bend West, 2004
- 8 Debbie Stadick, Watertown, 2007
- 5 Cami Eberle, Oconomowoc, 2015
- Debbie Stadick, Watertown, 2005
- Jocelyn Wack, Westosha Central, 2003
- Mandy Eberle, Wisconsin Lutheran, 2001

##### Division 2 (2 MATCHES UNLESS NOTED)

- 5 Mary Groth, Kettle Moraine Lutheran, 2007
- 4 Bridget Nickel, Waupun, 2007
- 3 Amanda Hansen, Catholic Memorial, 2010
- Libby Bresser, Waupun, 2008
- Jenna Padley, Lodi, 2004
- Whitney Evers, Little Chute, 2003
- Desi Dolgner, Waupun, 2001
- Jill Smits, Waupun, 2001

##### Division 3

- 8 Samantha Otte, Weyauwega-Fremont, 2005
- 6 Tami Gleason, Cuba City, 2006 (1 match)
- Brenda Hanson, Weyauwega-Fremont, 2005
- Shawna Mehlberg, Kettle Moraine Lutheran, 2001
- 5 Amanda Kind, Marathon, 2014
- Kathleen Omelina, Racine Saint Catherine's, 2010

##### Division 4

- 7 Michelle Budden, Southwestern, 2015
- Ashley Dernovsek, Lake Holcombe, 2004
- Billie Jo Rojemann, Potosi, 2001
- 5 Kendall Wienkes, Highland, 2010
- Anna Dolan, Hillsboro, 2007
- Brittany Bauer, Regis, 2003

#### BLOCK ASSISTS

##### Division 1 (3 MATCHES UNLESS NOTED)

- 20 Sandra Mohr, Muskego, 2014
- 17 Grace Peyron, Burlington, 2018
- 15 Katie Rolfe, Divine Savior Holy Angels, 2015
- 14 Emily Alan, Burlington, 2018
- Leah Dutkiewicz, Muskego, 2006
- Ashlee Fisher, West Bend West, 2004

##### Division 2 (2 MATCHES UNLESS NOTED)

- 12 Kelli Browning, Catholic Memorial, 2010
- 10 Katrina Santos, East Troy, 2015
- Bridget Nickel, Waupun, 2007
- 9 Payton VandenBush, Luxemburg-Casco, 2017
- 8 Emily Schneider, Tomahawk, 2014
- Greta Davis, Catholic Memorial, 2010
- Desi Dolgner, Waupun, 2002

##### Division 3 (2 MATCHES UNLESS NOTED)

- 14 Kelly Swart, Oostburg, 2011
- Becky Peters, Kettle Moraine Lutheran, 2002
- 12 Amanda Giguere, Regis, 2013
- 11 Emily Kaiser, Cuba City, 2007

- 9 Amber Darge, Regis, 2017
- Jocelyn Stemper, Oostburg, 2011
- Maddy Kaat, Oostburg, 2011
- Briana Kaiser, Cuba City, 2007

### Division 4 (2 MATCHES UNLESS NOTED)

- 9 Brittany Bauer, Regis, 2003
- 8 Selena Levendoski, Clayton, 2018
- Mariah Whalen, Newman Catholic, 2013
- Mackenzie Hunter, Regis, 2003
- 7 Evelyn Gabriel, Newman Catholic, 2017 - 1 match
- Anna McCarty, Newman Catholic, 2013
- Ashley Rueden, Abbotsford, 2003

### DIGS \* Dig records began in 2000

#### Division 1

- 84 Christie Gardner, West Bend East, 2000
- 78 Sara Schramka, Menomonee Falls, 2000
- 75 Maria Van Abel, Kaukauna, 2010
- 67 Kelie Reimer, Fond du Lac, 2011
- 63 Amanda Spaay, Kenosha Tremper, 2008

#### Division 2

- 52 Kaitlyn Gehler, Lakeside Lutheran, 2017
- 43 Molly Wotruba, Luxemburg-Casco, 2017
- 42 Megan Wiezbicki, Kettle Moraine Lutheran, 2012
- 38 Kristy Busse, Waupun, 2001
- 35 Erin Eggers, McFarland, 2019
- Kathryn Christian, Catholic Memorial, 2015
- Mykie Olsen, East Troy, 2013
- Andrea Henning, Kettle Moraine Lutheran, 2007

#### Division 3

- 55 Rylee Vaughn, Lake Country Lutheran, 2018
- 48 Danica Johnson, Spencer, 2011
- 44 Hannah Castellano, Auburndale, 2013
- 43 Danielle Schilawski, Oconto, 2012
- 40 Molly Nash, Regis, 2004

#### Division 4

- 49 Jordan Kittow, Potosi, 2001
- 47 Carlee Yanna, Highland, 2010
- 45 Melissa Lange, Abbotsford, 2001
- 42 Kiana Fall, Clayton, 2017
- Lindsay Schryver, Williams Bay, 2003

## INDIVIDUAL RECORDS Match

### ATTACKING KILLS

#### Division 1

##### 3 Sets

- 27 Ciara Capezio (Burlington) vs. De Pere (2012)
- 26 Crystal Graff (Madison La Follette) vs. Fond du Lac (2010)
- 23 Katy Stonitsch (Pius XI) vs. Westosha Central (2002)
- 21 Simone Lee (Menomonee Falls) vs. Westosha Cen. (2013)
- 20 Annie Ertz (Divine Savior Holy Angels) vs. D.C. Everest (2015)
- Ciara Capezio (Burlington) vs. Divine Savior Holy Angels (2012)
- Debbie Stadick (Watertown) vs. West Bend East (2007)
- Jocelyn Wack (Westosha Cen.) vs. West Bend W. (2002)

##### 4 Sets

- 37 Ciara Capezio (Burlington) vs. Menomonee Falls (2012)
- Christie Gardner (West Bend East) vs. Antigo (2001)
- 32 Caroline Langer (Pius XI) vs. Kenosha Tremper (2008)
- 31 Christie Gardner (West Bend East) vs. Middleton (2001)
- 29 Carmen Leiternann (D.C. Everest) vs. Pius XI (2008)
- Allison Wack (Westosha Central) vs. Muskego (2006)

##### 5 Sets

- 35 Denitza Koleva (Middleton) vs. Pius XI (2002)
- 33 Denitza Koleva (Middleton) vs. Wis. Lutheran (2002)
- Katy Stonitsch (Pius XI) vs. Middleton (2002)
- 32 Kayla Goth (DeForest) vs. Muskego (2014)
- 30 Mikaylah Van Lanen (Appleton West) vs. Neenah (2016)
- Leanne Felsing (Wis. Lutheran) vs. Middleton (2002)
- Allison Wack (Westosha Central) vs. Meno. Falls (2006)

#### Division 2

##### 3 Sets

- 25 Mary Dodge (East Troy) vs. Altoona (2015)
- 24 Jessa Benson (River Valley) vs. Xavier (2005)
- 22 Brittany Dolgner (Waupun) vs. Mosinee (2005)
- 21 Whitney Evers (Little Chute) vs. Osceola (2003)
- 20 Katie Winkers (East Troy) vs. Mosinee (2018)
- Katie Winkers (East Troy) vs. Kettle Moraine Lutheran (2018)
- Brittany Dolgner (Waupun) vs. River Valley (2005)
- Holly Visser (Waupun) vs. River Valley (2005)
- Molly Junemann (Thomas More) vs. Osceola (2000)

#### 4 Sets

- 29 Hannah Vanden Berg (Little Chute) vs. Kettle Mor. Luth. (2018)
- 28 Blake Buchholz (Waupun) vs. Tomahawk (2014)
- 24 Brittany Dolgner (Waupun) vs. Little Chute (2003)
- Amanda Timmers (Xavier) vs. Waupun (2001)
- 23 Jenny Wolter (Osceola) vs. Madison Edgewood (2001)

#### 5 Sets

- 29 Amber Rowoldt (Lakeside Luth.) vs. Luxemburg-Casco (2017)
- 25 Maureen Reardon (Catholic Mem.) vs. Waupun (2006)
- 22 Jenna Padley (Lodi) vs. Osceola (2004)
- 21 Katelyn Malcheski (Oconto Falls) vs. Tomahawk (2011)
- 20 McKenna Larsen (Oconto Falls) vs. Tomahawk (2011)

#### Division 3

##### 3 Sets

- 43 Joanna Schmitt (Deerfield) vs. Pittsville (2002)
- 34 Ashley Meierotto (Washburn) vs. Reedsville (2000)
- 23 Samantha Yancy (Howards Grove) vs. Aquinas (2016)
- Kortney Morrin (Grantsburg) vs. Wis. Heights (2010)
- Joanna Schmitt (Deerfield) vs. Kettle Moraine Luth. (2002)
- 22 Jennifer Dunnington (Kettle Mor. Luth.) vs. Grantsburg (2005)

##### 4 Sets

- 39 Sara DePouw (Oconto) vs. Cuba City (2012)
- 37 Keri Walker (Living Word Lutheran) vs. Stratford (2018)
- 28 Sara DePouw (Oconto) vs. Oostburg (2012)
- 26 Brooke Andersen (Lake Country Luth.) vs. Regis (2017)
- Mackenzie Hunter (Regis) vs. Wisconsin Heights (2004)

##### 5 Sets

- 50 Aubrey Meierotto (Washburn) vs. Lakeside Luth. (2000)
- 41 Madeline Mosher (Waterloo) vs. Regis (2015)
- 39 Madeline Mosher (Waterloo) vs. Lake Country Luth. (2015)
- 36 Briana Kaiser (Cuba City) vs. Oostburg (2007)
- 34 Brooke Andersen (Lake Country Luth.) vs. Waterloo (2017)

#### Division 4

##### 3 Sets

- 31 Mariah Whalen (Newman Cath.) vs. Living Word Luth. (2015)
- 30 Megan Zimmerman (Hustisford) vs. Turtle Lake (2000)
- 26 Mariah Whalen (Newman Catholic) vs. Clayton (2016)
- 25 Selena Levendoski (Clayton) vs. River Ridge (2018)
- Mariah Whalen (Newman Catholic) vs. Clayton (2013)

##### 4 Sets

- 34 Sammie Seib (Catholic Central) vs. Hillsboro (2019)
- 33 Mariah Whalen (Newman Cath.) vs. Southwestern (2014)
- 30 Melissa Friederick (Potosi) vs. Mercer (2001)
- 29 Mariah Whalen (Newman Cath.) vs. Southwestern (2015)
- 28 Melissa Friederick (Potosi) vs. Williams Bay (2002)

##### 5 Sets

- 38 Beka Nelson (Williams Bay) vs. Regis (2002)
- 34 Mariah Whalen (Newman Catholic) vs. Clayton (2014)
- 32 Michelle Budden (Southwestern) vs. Hilbert (2014)
- 30 Mackenzie Hunter (Regis) vs. Williams Bay (2002)
- 27 Rylie Vaughn (Newman Catholic) vs. Clayton (2017)
- Selena Levendoski (Clayton) vs. Newman Catholic (2017)
- Michelle Budden (Southwestern) vs. Clayton (2015)

### ATTEMPTS (SUBJECT TO AVAILABLE INFORMATION)

#### Division 1

##### 3 Sets

- 56 Ciara Capezio (Burlington) vs. Divine Savior Holy Angels (2012)
- 54 Janelle Gabrielsen (Menomonee Falls) vs. De Pere (2006)
- 53 Katy Stonitsch (Pius XI) vs. Westosha Central (2002)
- 51 Crystal Graff (Madison La Follette) vs. Fond du Lac (2010)
- 50 Simone Lee (Menomonee Falls) vs. Sun Prairie (2013)
- Haley Leinss (West Bend East) vs. Watertown (2007)

##### 4 Sets

- 93 Christie Gardner (West Bend East) vs. Meno. Falls (2000)
- 87 Carmen Leiternann (D.C. Everest) vs. Pius XI (2008)
- 86 Abby Padlock (Kenosha Tremper) vs. Pius XI (2008)
- 81 Christie Gardner (W. Bend E.) vs. Div. Sav. Holy Angels (2001)
- 74 Caroline Langer (Pius XI) vs. Kenosha Tremper (2008)

##### 5 Sets

- 83 Kayla Goth (DeForest) vs. Muskego (2014)
- 74 Hayley Leinss (West Bend East) vs. D.C. Everest (2007)
- 73 Janelle Gabrielsen (Meno. Falls) vs. Westosha Cen. (2006)
- 71 Annie Ertz (Divine Savior Holy Angels) vs. Oconomowoc (2015)
- 68 Hope Werch (Neenah) vs. Oconomowoc (2015)

#### Division 2

##### 3 Sets

- 59 Ashlea Muckenheim (Osceola) vs. Little Chute (2003)
- 56 Molly Juneman (Thomas More) vs. Mad. Edgewood (2000)

Continued on page 42

## Girls State Tournament Records – Continued from page 41

- 50 Mary Dodge (East Troy) vs. Altoona (2015)  
 Bridget Nickel (Waupun) vs. Rice Lake (2008)  
 48 Callie Zwettler (Mad. Edgewood) vs. Thomas More (2000)

### 4 Sets

- 65 Blake Buchholz (Waupun) vs. Tomahawk (2014)  
 62 Amanda Timmers (Xavier) vs. Waupun (2001)  
 59 Hannah Vanden Berg (Little Chute) vs. Kettle Moraine Luth. (2018)  
 Amber Rowoldt (Lakeside Lutheran) vs. Notre Dame de la Baie Ac. (2016)  
 58 Kristen Cobb (Edgewood) vs. Kettle Moraine Luth. (2012)  
 55 Haley Mueller (Xavier) vs. Waupun (2001)

### 5 Sets

- 80 Katelyn Malcheski (Oconto Falls) vs. Tomahawk (2011)  
 68 Amber Rowoldt (Lakeside Luth.) vs. Luxemburg-Casco (2017)  
 60 Maureen Reardon (Catholic Mem.) vs. Waupun (2006)  
 54 Brandi Dolgner (Waupun) vs. Kettle Moraine Luth. (2007)  
 51 McKenna Larsen (Oconto Falls) vs. Tomahawk (2011)

### Division 3

#### 3 Sets

- 97 Joanna Schmitt (Deerfield) vs. Pittsville (2002)  
 66 Joanna Schmitt (Deerfield) vs. Kettle Moraine Luth. (2002)  
 64 Kortney Morrin (Grantsburg) vs. Wis. Heights (2010)  
 61 Madeline Mosher (Waterloo) vs. Howards Grove (2014)  
 56 Samantha Yancy (Howards Grove) vs. Aquinas (2016)

#### 4 Sets

- 83 Katelyn Hoppman (Southwestern) vs. Oostburg (2011)  
 81 Sam DePouw (Oconto) vs. Cuba City (2012)  
 Kortney Morrin (Grantsburg) vs. Rac. Saint Catherine's (2010)  
 Mackenzie Hunter (Regis) vs. Kettle Moraine Luth. (2004)  
 70 Keri Walker (Living Word Lutheran) vs. Stratford (2018)  
 Michelle Budden (Southwestern) vs. Newman Cath. (2015)

#### 5 Sets

- 87 Madeline Mosher (Waterloo) vs. Regis (2015)  
 86 Megan VanTatenhove (Oostburg) vs. Cuba City (2007)  
 79 Kaitlyn Brooks (Athens) vs. Lourdes Academy (2016)  
 Jennifer Dunnington (Kettle Mor. Luth.) vs. Weyau-Fre. (2005)  
 77 Abby Jeffcoat (Rac. Saint Catherine's) vs. Auburndale (2013)

### Division 4

#### 3 Sets

- 54 Selena Levendoski (Clayton) vs. River Ridge (2018)  
 53 Skylar White (River Ridge) vs. Clayton (2018)  
 51 Sammie Seib (Catholic Central) vs. Clayton (2018)  
 Mariah Whalen (Newman Cath.) vs. Living Word Luth. (2015)  
 47 Mariah Whalen (Newman Catholic) vs. Clayton (2013)

#### 4 Sets

- 71 Megan Helmers (Mercer) vs. Potosi (2001)  
 68 Bella Nelson (Luck) vs. Catholic Central (2012)  
 66 Sammy Seib (Catholic Central) vs. Hillsbor (2019)  
 65 Billie Jo Rojemann (Potosi) vs. Abbotsford (2001)  
 64 Melissa Friederick (Potosi) vs. Mercer (2001)

#### 5 Sets

- 102 Michelle Budden (Southwestern) vs. Hilbert (2014)  
 92 Mariah Whalen (Newman Catholic) vs. Clayton (2014)  
 90 Erica Gehl (Hilbert) vs. Southwestern (2014)  
 84 Beka Nelson (Williams Bay) vs. Regis (2002)  
 82 Rylie Vaughn (Newman Catholic) vs. Clayton (2017)  
 Mackenzie Hunter (Regis) vs. Williams Bay (2002)

### PERCENTAGE (SUBJECT TO AVAILABLE INFORMATION)

(3-set min.=15 atts.; 4-set min.=20 atts.; 5-set min.=30 atts.)

### Division 1

#### 3 Sets

- .667 Branne Zaremba (Pius XI) vs. West Bend W. (2003), 11-1-15  
 Katie Pfeiffer (Pius XI) vs. Antigo (2002), 12-0-18  
 .647 Erica Pettke (Div. Sav. Holy Angels) vs. Westosha Cen. (2001), 12-1-17  
 Caitie O'Brien (Div. Sav. Holy Angels) vs. Westosha Cen. (2001), 13-2-17  
 .625 Sarah Hale (Muskego) vs. Watertown (2005), 10-0-16  
 .619 Rachel Neuberger (Muskego) vs. Burlington (2009), 14-1-21

#### 4 Sets

- .542 Hannah Blanchard (Muskego) vs. Pius XI (2010), 16-3-24  
 .522 Jenna Schwartz (Watertown) vs. West Bend E. (2008), 14-2-23  
 .500 Alexis Boling (Waukesha West) vs. Arrowhead (2018), 21-3-36  
 .471 Caity DuPont (Muskego) vs. Div. Sav. Holy Angels (2004), 19-3-34  
 .462 Ashlee Fisher (West Bend W.) vs. Kimberly (2004), 17-2-35

#### 5 Sets

- .553 Heather Moutvic (Oconomowoc) vs. Divine Savior Holy Angels (2015), 23-2-38  
 .529 Caity DuPont (Muskego) vs. Westosha Cen. (2004), 22-4-34  
 .471 Kelley Berk (Divine Savior Holy Angels) vs. Muskego (2014), 18-2-34

- .463 Brooke Gostomski (Muskego) vs. Burlington (2014), 24-5-41  
 .455 Katie Rolfe (Divine Savior Holy Angels) vs. Burlington (2016), 23-3-44

### Division 2

#### 3 Sets

- .700 Alyssa Dawson (Catholic Mem.) vs. Tomahawk (2011), 15-1-20  
 .611 Brandi Dolgner (Waupun) vs. Catholic Mem. (2008), 11-0-18  
 Bridget Nickel (Waupun) vs. Osceola (2007), 11-0-18  
 .595 Jessa Benson (River Valley) vs. Xavier (2005), 24-2-37

#### 4 Sets

- .600 Melissa Hastings (Catholic Mem.) vs. Xavier (2006), 12-0-20  
 .500 Amanda Hansen (Catholic Mem.) vs. Big Foot (2011), 17-2-30  
 Mackenzie Reese (Mad. Edgew.) vs. Cath. Mem. (2010), 16-3-26  
 .481 Lindsey Buteyn (Waupun) vs. Little Chute (2004), 18-5-27  
 .472 Alexis Dornier (Luxemburg-Casco) vs. Merrill (2017), 21-4-36

#### 5 Sets

- .567 Melissa Hastings (Catholic Mem.) vs. Waupun (2006), 18-1-30  
 .433 Anna Nyberg (Tomahawk) vs. Oconto Falls (2011), 15-2-30  
 .361 Bridget Nickel (Waupun) vs. Catholic Mem. (2006), 15-2-36  
 .340 Jenna Padley (Lodi) vs. Osceola (2004), 22-6-47  
 .308 Amber Rowoldt (Lakeside Luth.) vs. Luxem.-Casco (2017), 29-8-68

### Division 3

#### 3 Sets

- .667 Emily Bruchschien (Howards Grove) vs. Fall Creek (2019), 12-0-18  
 .611 Kely Johnson (Grantsburg) vs. Wis. Heights (2001), 12-1-18  
 .579 Breanna Pape (Lake Country Luth.) vs. Grantsburg (2018), 12-1-19  
 .571 Karissa Kaminski (Howards Grove) vs. Fall Creek (2019), 15-3-21

#### 4 Sets

- .500 Taylor Bubolz (Howards Grove) vs. Lourdes Academy (2016), 8-0-16  
 Cindy Potaczek (Stanley-Boyd) vs. Oostburg (2006), 10-0-20  
 .500 Mollie Bjelland (Grantsburg) vs. Mad. Edgewood (2003), 11-1-24

#### 5 Sets

- .455 Abby Jeffcoat (Rac. St. Catherine's) vs. Auburndale (2010), 17-2-33  
 Haley Jeffcoat (Rac. St. Catherine's) vs. Auburndale (2010), 25-5-44  
 .451 Brooke Andersen (Lake Country Luth.) vs. Regis (2017), 26-3-51  
 .433 Jennifer O'Keefe (Lake Country Luth.) vs. Regis (2017), 18-5-30

#### 5 Sets

- .478 Madeline Mosher (Waterloo) vs. Lake Country Luth. (2015), 39-6-69  
 Briana Kaiser (Cuba City) vs. Oostburg (2007), 36-4-67  
 .435 Brooke Andersen (Lake Country Luth.) vs. Waterloo (2017), 34-7-62  
 .393 Brooke Andersen (Lake Country Luth.) vs. Waterloo (2015), 30-8-56  
 .355 Breanna Pape (Lake Country Luth.) vs. Stratford (2018) 15-4-31  
 .347 Carly Larson (Grantsburg) vs. Spencer (2011), 19-2-49

### Division 4

#### 3 Sets

- .632 Mariah Whalen (Newman Cath.) vs. Clayton (2016), 26-2-38  
 .621 Alison Lesle (Clayton) vs. Randolph (2016), 20-2-29  
 .593 Raechel Russo (Lourdes Acad.) vs. Benton (2017), 17-1-27  
 .591 Anna Dolan (Hillsboro) vs. Newman Cath. (2005), 15-2-22  
 .542 Miriam Ward (Catholic Cen.) vs. Clayton (2018), 13-0-24

#### 4 Sets

- .500 Camille Marsten (Luck) vs. Catholic Cen. (2012), 13-2-22  
 .480 Miranda Kemp (Southwestern) vs. Clayton (2015), 13-1-25  
 .457 Angie Stanke (Regis) vs. Abbotsford (2003), 24-3-46  
 .440 Hannah Krejci (McDonell Cen.) vs. Newman Cath. (2009), 11-0-25  
 .426 Michelle Budden (Southwestern) vs. Clayton (2015), 27-4-54

#### 5 Sets

- .459 Angie Stanke (Regis) vs. Williams Bay (2002), 18-1-37  
 .369 Beka Nelson (Williams Bay) vs. Regis (2002), 38-7-84  
 .347 Kendall Wienkes (Highland) vs. Newman Cath. (2009), 23-6-49  
 .317 Selena Levendoski (Clayton) vs. Newman Cath. (2017), 27-8-60  
 .283 Kelli Kunes (Williams Bay) vs. Regis (2002), 17-4-46

### PASSING

ASSISTS (SUBJECT TO AVAILABLE INFORMATION)

### Division 1

#### 3 Sets

- 53 Nicole Mogilka (Pius XI) vs. Westosha Central (2002)  
 43 Kaley Jacobson (Watertown) vs. West Bend East (2007)  
 42 Mikayla Butts (Neenah) vs. Burlington (2016)  
 41 Melissa Kerhin (Divine Savior Holy Angels) vs. Merrill (2012)

#### 4 Sets

- 63 Tricia Wiedmeyer (West Bend East) vs. Meno. Falls (2001)  
 58 Tricia Tirabassi (Kenosha Tremper) vs. Pius XI (2008)

- 54 Ann Puglisi (Wisconsin Lutheran) vs. Arrowhead (2001)  
 Katie Bova (Pius XI) vs. Wisconsin Lutheran (2001)  
 Abbie Mueller (West Bend East) vs. Antigo (2001)

### 5 Sets

- 73 Nicole Mogilka (Pius XI) vs. Middleton (2002)  
 72 Stefanie Romas (Wis. Lutheran) vs. Middleton (2002)  
 69 Joan Wilson (Middleton) vs. Wisconsin Lutheran (2002)  
 66 Joan Wilson (Middleton) vs. Pius XI (2002)  
 59 McKenzie Freimuth (Kaukauna) vs. Muskego (2010)

### Division 2

#### 3 Sets

- 48 Sara Connell (Catholic Memorial) vs. Tomahawk (2011)  
 Nicole Wyngaard (Little Chute) vs. Osceola (2003)  
 40 Michelle Stanislawski (Thomas More) vs. Osceola (2000)  
 39 Bekah Day (Luxemburg-Casco) vs. McFarland (2019)  
 Michielah Navis (Waupun) vs. Rice Lake (2008)

#### 4 Sets

- 50 Sara Connell (Catholic Memorial) vs. Big Foot (2011)  
 Niki Dolgner (Waupun) vs. Little Chute (2004)  
 Ashley Frohmader (Mad. Edgewood) vs. Kimberly (2000)  
 48 Carissa Egelsee (Kettle Moraine Luth.) vs. Little Chute (2018)  
 Laura Tarman (Osceola) vs. Madison Edgewood (2001)  
 47 Corinne Meglic (Notre Dame de la Baie Academy) vs. Lakeside Lutheran (2016)

#### 5 Sets

- 53 Alyse Karls (Lodi) vs. Osceola (2004)  
 49 Megan Cannon (Luxemburg-Casco) vs. Lakeside Luth. (2017)  
 47 Anna Sudbury (Tomahawk) vs. Oconto Falls (2011)  
 43 Ellie Weststrate (Lakeside Luth.) vs. Luxemburg-Casco (2017)  
 39 Tori Kroll (Kettle Moraine Lutheran) vs. Waupun (2007)

### Division 3

#### 3 Sets

- 59 Christi Kottwitz (Deerfield) vs. Pittsville (2002)  
 43 Claire Mosher (Waterloo) vs. Marathon (2014)  
 40 Alyna Ritter (Lake Country Lutheran) vs. Grantsburg (2018)  
 Amy Jo Miller (Reedsville) vs. Washburn (2000)  
 39 Kellye Zaporski (Kettle Moraine Luth.) vs. Cuba City (2003)

#### 4 Sets

- 59 Hannah Miller (Oconto) vs. Cuba City (2012)  
 53 Stephanie Behm (Kettle Mor. Luth.) vs. Grantsburg (2001)  
 47 Maggie Fox (Living Word Lutheran) vs. Stratford (2018)  
 45 Brianna Plank (Regis) vs. Cuba City (2007)  
 Callie Bjelland (Grantsburg) vs. Kettle Moraine Luth. (2001)

#### 5 Sets

- 61 Alyna Ritter (Lake Country Lutheran) vs. Stratford (2018)  
 54 Ellie LeCourt (Rac. Saint Catherine's) vs. Auburndale (2013)  
 53 Kelsey Pustina (Cuba City) vs. Oostburg (2007)  
 50 Kyleigh Hebert (Spencer) vs. Oostburg (2011)  
 Julie Raeder (Oostburg) vs. Cuba City (2007)

### Division 4

#### 3 Sets

- 46 Elizabeth Klein (Catholic Central) vs. Clayton (2018)  
 44 Marissa Gilbertson (Clayton) vs. River Ridge (2018)  
 42 Marissa Gilbertson (Clayton) vs. Randolph (2016)  
 Erika Leitzke (Hustisford) vs. Turtle Lake (2000)  
 39 Kristina Conlin (Williams Bay) vs. Hillsboro (2003)

#### 4 Sets

- 54 Ella Shaw (Catholic Central) vs. Hillsboro (2019)  
 Marissa Gilbertson (Clayton) vs. Lourdes Academy (2017)  
 51 Rachel Aide (Highland) vs. Catholic Central (2010)  
 48 Melissa Lange (Abbotsford) vs. Potosi (2001)  
 44 Keena Schneider (Catholic Central) vs. Rib Lake (2006)

#### 5 Sets

- 70 Heather Hovestol (Williams Bay) vs. Regis (2002)  
 56 Karley Wiensch (McDonell Cen.) vs. Manitowoc Luth. (2009)  
 50 Emily Pankow (Manitowoc Luth.) vs. McDonell Cen. (2009)  
 44 Kayla Menard (Regis) vs. Williams Bay (2002)  
 43 Madison Kuhl (Southwestern) vs. Hilbert (2014)  
 Sam Fell (Clayton) vs. Newman Catholic (2014)

### SERVING

ACES (SUBJECT TO AVAILABLE INFORMATION)

### Division 1

#### 3 Sets

- 5 Tayler Alden (Oconomowoc) vs. River Falls (2019)  
 Tayler Alden (Oconomowoc) vs. Arrowhead (2019)  
 Mikayla Butts (Neenah) vs. Sun Prairie (2016)  
 Hope Werch (Neenah) vs. Wausau East (2013)  
 Abby Padlock (Kenosha Tremper) vs. Middleton (2008)  
 Jocelyn Wack (Westosha Central) vs. Meno. Falls (2003)  
 Tonya Pfeifer (Neenah) vs. Eau Claire North (2005)  
 4 Many Tied

Continued on page 43

## Girls State Tournament Records – Continued from page 42

### 4 Sets

- 8 Kaley Blake (Burlington) vs. Divine Savior Holy Angels (2017)
- Cas Ersel (Watertown) vs. West Bend East (2000)
- 7 Samantha Minton (Pius XI) vs. Kenosha Tremper (2008)
- 6 Alyssa Turzenski (Burlington) vs. Menomonee Falls (2016)
- Lauren Karlik (Muskego) vs. Pius XI (2010)
- 5 Maddie Brown (Westosha Central) vs. Muskego (2013)
- Sydney Cyzon (De Pere) vs. Watertown (2011)
- Ashley Van Zeeland (Kaukauna) vs. Eau Claire No. (2010)
- Stephanie Decker (Manitowoc Lincoln) vs. Muskego (2008)
- Abbie Mueller (West Bend E.) vs. Div. Sav. Holy Angels (2001)
- Katie Fredrich (Menomonee Falls) vs. Watertown (2007)

### 5 Sets

- 7 Peyton Pearson (Kimberly) vs. Burlington (2018)
- 5 Maddie Berezvitz (Burlington) vs. River Falls (2017)
- Victoria Brisack (Verona Area) vs. Burlington (2015)
- Robyn Robers (Burlington) vs. Muskego (2014)
- Caity DuPont (Muskego) vs. Westosha Central (2004)
- Stephanie Myers (Westosha Central) vs. Pius XI (2003)
- 4 Many Tied

### Division 2

#### 3 Sets

- 7 Addie Kramer (Xavier) vs. West Salem (2006)
- 6 Kathryn Christian (Catholic Memorial) vs. Notre Dame de la Baie Academy (2016)
- Linsey Buteyn (Waupun) vs. Lodi (2004)
- 5 Katie Hildebrandt (McFarland) vs. Bloomer (2019)
- Lindsay Guillermo (Thomas More) vs. Osceola (2000)

#### 4 Sets

- 5 Ellie Westrated (Lakeside Lutheran) vs. Notre Dame de la Baie Academy (2016)
- Ashley Baker (Waupun) vs. Xavier (2001)
- Bridget Boucher (Mad. Edgewood) vs. Osceola (2001)
- 4 Brianna Provost (Luxemburg-Casco) vs. Merrill (2017)
- Meg Dwyer (Notre Dame de la Baie Academy) vs. Lakeside Lutheran (2016)
- Tori North (East Troy) vs. Catholic Memorial (2015)
- Alyssa Dawson (Catholic Memorial) vs. Big Foot (2011)
- Cassy Marx (Kettle Moraine Luth.) vs. Oconto Falls (2007)
- Addie Kramer (Xavier) vs. Catholic Memorial (2006)
- Autumn Valk (Xavier) vs. Waupun (2001)
- Kelli Rydeen (Osceola) vs. Madisn Edgewood (2001)
- Callie Zwertler (Madison Edgewood) vs. Kimberly (2000)

#### 5 Sets

- 8 Alyse Karls (Lodi) vs. Osceola (2004)
- 5 Kaitlyn Gehler (Lakeside Lutheran) vs. Lux.-Casco (2017)
- Katelyn Macheski (Oconto Falls) vs. Tomahawk (2011)
- Lydia Guell (Waupun) vs. Kettle Moraine Lutheran (2007)
- 4 Alex DuPlayee (Tomahawk) vs. Oconto Falls (2011)
- Andrea Henning (Kettle Moraine Luth.) vs. Waupun (2007)

### Division 3

#### 3 Sets

- 7 Lindsey Patzlsberger (Kettle Mor. Luth.) vs. Laconia (2004)
- 5 Saige Damrow (Howards Grove) vs. Fall Creek (2019)
- Olivia Stauss (Howards Grove) vs. Lourdes Ac. (2016)
- Jo-Leigh VerVelde (Oostburg) vs. Grantsburg (2012)
- Becky Peters (Kettle Moraine Lutheran) vs. Laconia (2004)
- Elise Johnson (Grantsburg) vs. Wisconsin Heights (2001)

#### 4 Sets

- 7 Alissa Zawacki (Regis) vs. Auburndale (2013)
- 6 Haley Harman (Auburndale) vs. Rac. Saint Catherine's (2010)
- 5 Brooke Andersen (Lake Country Luth.) vs. Regis (2017)
- Sara DePouw (Oconto) vs. Cuba City (2012)
- Jo-Leigh VerVelde (Oostburg) vs. Southwestern (2011)
- Kelsey Pustina (Cuba City) vs. Regis (2007)

#### 5 Sets

- 9 Brooke Andersen (Lake Country Luth.) vs. Waterloo (2017)
- 7 Mollie Bartlett (Lourdes Academy) vs. Athens (2016)
- Sam Jaeke (Lourdes Acad.) vs. Lake Country Luth. (2015)
- 6 Jo-Leigh VerVelde (Oostburg) vs. Spencer (2011)
- Kellye Zaporski (Kettle Mor. Luth.) vs. Weyau.-Fre. (2005)

### Division 4

#### 3 Sets

- 7 Mariah Whalen (Newman Catholic) vs. Seneca (2016)
- Lindsay Schryver (Williams Bay) vs. Hillsboro (2003)
- 6 Sammie Seib (Catholic Central) vs. Newman Cath. (2018)
- 5 Allison Smith (Catholic Central) vs. Hillsboro (2006)
- 4 Madison Zimmer (Clear Lake) vs. Newman Cath. (2019)
- Elizabeth Klein (Catholic Central) vs. Newman Cath. (2018)
- Mariah Whalen (Newman Catholic) vs. Clayton (2016)
- Julianne Barkholz (Newman Catholic) vs. Clayton (2016)

- Alivia Salinas (Seneca) vs. Newman Catholic (2016)
- Abbey Ketz (Clayton) vs. North Crawford (2013)
- McKenna Cardinal (Clayton) vs. North Crawford (2013)
- Maggie Smith (Catholic Central) vs. Hillsboro (2011)
- Allison Hocking (Catholic Cen.) vs. Owen-Withee (2011)
- Carol Henney (Catholic Central) vs. Clayton (2008)
- Lindsay Schryver (Williams Bay) vs. Abbotsford (2004)
- Beka Nelson (Williams Bay) vs. Hillsboro (2003)
- Erika Leitzke (Hustisford) vs. Turtle Lake (2000)

#### 4 Sets

- 8 Lindsay Schryver (Williams Bay) vs. Lake Holcombe (2004)
- 7 Allison Hocking (Catholic Cen.) vs. Valley Christian (2010)
- 5 Madison Kuhl (Southwestern) vs. Clayton (2015)
- Alyssa Gordon (Owen-Withee) vs. Newman Catholic (2011)
- Maggie Smith (Catholic Cen.) vs. Valley Christian (2010)
- Kayla Anderson (Lake Holcombe) vs. Williams Bay (2005)
- Amber Bunkelman (Abbotsford) vs. Regis (2003)

#### 5 Sets

- 8 Mariah Whalen (Newman Catholic) vs. Clayton (2014)
- 5 Kayla Anderson (Lake Holcombe) vs. Hillsboro (2004)
- Heather Hovestol (Williams Bay) vs. Regis (2002)
- Liz Thorson (Regis) vs. Williams Bay (2002)
- 4 April Gehl (Hilbert) vs. Southwestern (2014)
- Michelle Budden (Southwestern) vs. Hilbert (2014)
- Kayla Menard (Regis) vs. Williams Bay (2002)
- Kristina Conlin (Williams Bay) vs. Regis (2002)

## DEFENSE

### Digs

#### Division 1

##### 2 Sets

- 22 Jocelyn Wack (Westosha Central) vs. Pius XI (2002)
- 20 Samantha Naber (Burlington) vs. Mukwonago (2017)
- Kayla Kraus (Neenah) vs. Sun Prairie (2016)
- Molly Toon (Middleton) vs. D.C. Everest (2009)
- Erica Hozeska (Watertown) vs. West Bend East (2007)
- 19 Brittany Gaedtko (West Bend W.) vs. Westosha Cen. (2004)

##### 4 Sets

- 41 Christie Gardner (West Bend East) vs. Meno. Falls (2000)
- 37 Annie Staskunas (Pius XI) vs. Menomonee Flals (2013)
- Amanda Spaay (Kenosha Tremper) vs. Pius XI (2008)
- Sarah Schramka (Meno. Falls) vs. West Bend East (2000)
- 32 Christie Gardner (West Bend East) vs. Watertown (2000)

##### 5 Sets

- 39 Carissa Beyer (Appleton North) vs. Neenah (2016)
- 32 Maria Van Abel (Kaukauna) vs. Muskego (2010)
- Maria Van Abel (Kaukauna) vs. Fond du Lac (2010)
- 31 Breanne Zarembo (Pius XI) vs. Westosha Central (2003)
- 30 Kayla Groehler (D.C. Everest) vs. West Bend East (2007)

#### Division 2

##### 3 Sets

- 25 Kaitlyn Gehler (Lakeside Luth.) vs. Catholic Mem. (2017)
- Carrie VanGroll (Little Chute) vs. Osceola (2003)
- 19 KaSandra Springer (Altoona) vs. East Troy (2015)
- Mykie Olsen (East Troy) vs. Oconto Falls (2013)
- Jordan Riese (Brodhead) vs. Catholic Memorial (2008)
- Steph Kendrick (Osceola) vs. Little Chute (2003)
- Lindsay Guillermo (Thomas More) vs. Mad. Edgewood (2000)

##### 4 Sets

- 28 Kathryn Christian (Catholic Mem.) vs. East Troy (2015)
- Kristy Busse (Waupun) vs. Xavier (2001)
- 26 Megan Wiezbicki (Kettle Moraine Luth.) vs. Edgewood (2012)
- 24 Ashley Frohmader (Mad. Edgewood) vs. Kimberly (2000)
- 20 Kelsie Belfiori (Merrill) vs. Luxemburg-Casco (2017)
- Lindsey Casper (Catholic Memorial) vs. Big Foot (2011)
- Olivia Dittmann (Mad. Edgewood) vs. Catholic Cen. (2010)

##### 5 Sets

- 27 Molly Wotruba (Luxemburg-Casco) vs. Cath. Mem. (2017)
- Kaitlyn Gehler (Lakeside Lutheran) vs. Lux.-Casco (2017)
- 24 Kristin Wetzel (Kettle Moraine Lutheran) vs. Waupun (2007)
- 22 Alyse Karls (Lodi) vs. Osceola (2004)
- 20 Kelsey Paramore (Tomahawk) vs. Oconto Falls (2011)
- Kim Angst (Catholic Memorial) vs. Waupun (2006)
- 19 Brandi Dolgner (Waupun) vs. Kettle Moraine Luth. (2007)
- Andrea Henning (Kettle Moraine Luth.) vs. Waupun (2007)

#### Division 3

##### 3 Sets

- 30 Brittany Schaller (Howards Grove) vs. Waterloo (2014)
- 27 Katie Morman (Shoreland Lutheran) vs. Wis. Heights (2008)
- 23 Miranda Huieregste (Oostburg) vs. Grantsburg (2012)
- Kelsey Smith (Wisconsin Heights) vs. Grantsburg (2010)
- 22 Jocelyn Stemper (Oostburg) vs. Grantsburg (2012)

### 4 Sets

- 33 Cassandra Brusky (Edgar) vs. Grantsburg (2003)
- 29 Kellye Zaporski (Kettle Moraine Lutheran) vs. Regis (2004)
- 26 Callie Bjelland (Grantsburg) vs. Kettle Moraine Luth. (2001)
- 25 Brianna Morrissey (Cuba City) vs. Oconto (2012)
- Megan Hansen (Grantsburg) vs. Edgar (2003)

### 5 Sets

- 35 Rylee Vaughn (Lake Country Luth.) vs. Stratford (2018)
- 32 Danica Johnson (Spencer) vs. Oostburg (2011)
- 27 Whitney Meierotto (Washburn) vs. Kettle Mor. Luth. (2002)
- Becky Peters (Kettle Moraine Luth.) vs. Washburn (2002)
- 26 Mollie Bartlett (Lourdes Academy) vs. Athens (2016)
- Gabriella Janke (Athens) vs. Lourdes Academy (2016)
- Hannah Castellano (Auburndale) vs. Rac. Saint Catherine's (2013)

### Division 4

#### 3 Sets

- 24 Calee Yanna (Highland) vs. McDonell Central (2010)
- 23 Grace Antfinger (Catholic Central) vs. Clayton (2018)
- 21 Whitney Stanek (Hillsboro) vs. Williams Bay (2003)
- Kayla Stratman (Hustisford) vs. Loyal (2000)
- 20 Kimberly Steif (Newman Catholic) vs. Catholic Cen. (2012)
- Megan Zimmerman (Hustisford) vs. Loyal (2000)

#### 4 Sets

- 28 Grace Altfinger (Catholic Central) vs. Hillsboro (2019)
- 27 Jordane Kittoe (Kettle Moraine Lutheran) vs. Potosi (2001)
- 26 Melissa Lange (Abbotsford) vs. Williams Bay (2001)
- 25 Alyssa Gordon (Owen-Withee) vs. Newman Catholic (2011)
- 24 Morgn Thiel (Lourdes Academy) vs. Clayton (2017)
- Lindsay Schryver (Williams Bay) vs. Regis (2003)
- Christine Hawn (Regis) vs. Williams Bay (2003)
- Jenna Welsh (Abbotsford) vs. Potosi (2001)

#### 5 Sets

- 33 Melissa Tranel (Southwestern) vs. Hilbert (2014)
- 30 April Gehl (Hilbert) vs. Southwestern (2014)
- 27 Niki Berning (Southwestern) vs. Hilbert (2014)
- Beka Nelson (Williams Bay) vs. Regis (2002)
- 26 Kayla Anderson (Lake Holcombe) vs. Hillsboro (2004)

## BLOCK SOLOS (Statistic first maintained in 2001)

### Division 1

#### 3 Sets

- 3 Livvie Asare (Appleton North) vs. River Falls (2019)
- Annie Palizos (Greendale) vs. Menomonee Falls (2016)
- Claire Chaussee (Sun Prairie) vs. Neenah (2016)
- Julie Kohl (Kimberly) vs. Westosha Central (2003)
- Caity Du Pont (Muskego) vs. Pius XI (2003)
- Nicole Lewis (Muskego) vs. Pius XI (2003)
- Tracey Schultz (Marshfield) vs. Catholic Memorial (2002)

#### 4 Sets

- 6 Ashlee Fisher (West Bend West) vs. Kimberly (2004)
- 5 Debbie Stadick (Watertown) vs. Kaukauna (2005)
- 4 Debbie Stadick (Watertown) vs. Menomonee Falls (2007)
- 3 Several Tied

#### 5 Sets

- 4 Leah Fenske (Oconomowoc) vs. Neenah (2015)
- 3 Megan Wallace (Divine Savior Holy Angels) vs. Burlington (2016)
- Caitlyn Coffey (Divine Savior Holy Angels) vs. Verona Ar. (2011)
- Lindsay Schwartz (Watertown) vs. Westosha Cen. (2007)
- Debbie Stadick (Watertown) vs. Westosha Cen. (2007)
- Jocelyn Wack (Westosha Central) vs. Pius XI (2003)

### Division 2

#### 3 Sets

- 3 Bridget Nickel (Waupun) vs. Osceola (2007)
- Whitney Evers (Little Chute) vs. Osceola (2003)
- 2 Several Tied

#### 4 Sets

- 4 Mary Groth (Kettle Moraine Lutheran) vs. Waupun (2007)
- 3 Jill Smits (Waupun) vs. Xavier (2001)
- 2 Several Tied

#### 5 Sets

- 3 Jenna Padley (Lodi) vs. Osceola (2004)
- 2 Others Tied

### Division 3

#### 3 Sets

- 6 Tami Gleason (Cuba City) vs. Oostburg (2006)
- 5 Jessica Baker (Pittsville) vs. Deerfield (2002)
- 3 Anne Palmquist (Grantsburg) vs. Wis. Heights (2008)
- Erin Seider (Kettle Moraine Luth.) vs. Grantsburg (2005)
- 2 Several Tied

Continued on page 44



## Girls State Tournament Records – Continued from page 43

### 4 Sets

- Amanda Kind (Marathon) vs. Cameron (2014)
- Emily Kind (Marathon) vs. Cameron (2014)
- Kathleen Omelina (Rac. St. Catherine's) vs. Grantsburg (2010)
- Emily Kaiser (Cuba City) vs. Regis (2007)
- Brittany Tarras (Edgar) vs. Grantsburg (2003)
- Megan Hansen (Grantsburg) vs. Mad. Edgewood (2003)
- Jennifer Mehlberg (Kettle Mor. Luth.) vs. Grantsburg (2001)
- Shawna Mehlberg (Kettle Mor. Luth.) vs. Grantsburg (2001)
- Shawna Mehlberg (Kettle Moraine Luth.) vs. Pittsville (2001)

### 5 Sets

- Samantha Otte (Weyau.-Fre.) vs. Kettle Mor. Luth. (2005)
- Brenda Hanson (Weyau.-Fre.) vs. Kettle Mor. Luth. (2005)
- Elizabeth Wisdom (Cuba City) vs. Weyauwega-Fre. (2005)
- Samantha Otte (Weyauwega-Fre.) vs. Cuba City (2005)
- Emily Kaiser (Cuba City) vs. Oostburg (2007)
- Brenda Hanson (Weyauwega-Fre.) vs. Cuba City (2005)
- Stacye Greefkes (Kettle Moraine Luth.) vs. Washburn (2002)

### Division 4

#### 3 Sets

- Natasha Swiggum (North Crawford) vs. Clayton (2013)
- Megan Wadsworth (Catholic Cen.) vs. Newman Cath. (2012)
- Morgan Bomkamp (Highland) vs. McDonell Cen. (2010)
- Elizabeth Anderson (Rib Lake) vs. Gr. Bay N.E.W. Luth. (2006)
- Melissa Friederick (Potosi) vs. Abbotsford (2002)

#### 4 Sets

- Kendall Wienkes (Highland) vs. Catholic Central (2010)
- Anna Dolan (Hillsboro) vs. Greenwood (2007)
- Billie Jo Rogemann (Potosi) vs. Mercer (2001)
- Brittany Bauer (Regis) vs. Abbotsford (2003)
- Beka Nelson (Williams Bay) vs. Regis (2003)
- Angie Stanke (Regis) vs. Abbotsford (2003)

#### 5 Sets

- Michelle Budden (Southwestern) vs. Clayton (2015)
- Ashley Dernovsek (Lake Holcombe) vs. Hillsboro (2004)
- Morgan Bomkamp (Highland) vs. Newman Cath. (2009)
- April Gehl (Hilbert) vs. Southwestern (2014)
- Kendall Wienkes (Highland) vs. Newman Catholic (2009)
- Sarah Schoch (McDonnell Cen.) vs. Manitowoc Luth. (2009)
- Anna Dolan (Hillsboro) vs. Lake Holcombe (2004)

### BLOCK ASSISTS (Statistic first maintained in 2001)

#### Division 1

##### 3 Sets

- Katie Schkeryantz (Catholic Mem.) vs. Marshfield (2002)
- Ashley Shaufler (Westosha Central) vs. Pius XI (2002)
- Bridget Bomhack (Catholic Cen.) vs. Marshfield (2002)
- Haley Koch (Oconomowoc) vs. River Falls (2019)
- Katie Drohner (Burlington) vs. Fond du Lac (2011)
- Rachel Neuberger (Muskego) vs. Nicolet (2009)
- Tabitha Vick (Westosha Central) vs. Kaukauna (2007)
- Mariah Dunham (Watertown) vs. Pius XI (2005)
- Brittany Gaedtko (West Bend West) vs. Pius XI (2003)

##### 4 Sets

- Emily Alan (Burlington) vs. Oconomowoc (2018)
- Grace Peyron (Burlington) vs. Oconomowoc (2018)
- Kirsten Anderson (Sun Prairie) vs. Arrowhead (2019)
- Kelley Berk (Divine Savior Holy Angels) vs. Kimberly (2014)
- Jordan Wachowiak (Muskego) vs. Merrill (2012)
- Rachel Neuberger (Muskego) vs. Manitowoc Linc. (2008)
- Shari Luther (Germantown) vs. Pius XI (2005)

##### 5 Sets

- Sandra Mohr (Muskego) vs. Burlington (2014)
- Morgan Kath (Muskego) vs. Burlington (2014)
- Caitlyn Coffey (Divine Savior Holy Angels) vs. Verona Ar. (2011)
- Carmen Leitermann (D.C. Everest) vs. West Bend E. (2007)
- Rachel McLean (Pius XI) vs. Westosha Central (2003)

#### Division 2

##### 3 Sets

- Desi Dolgner (Waupun) vs. Medford (2002)
- Morgan Van Drisse (Notre Dame de la Baie Ac.) vs. Catholic Mem. (2015)
- Kayli Ogstad (Tomahawk) vs. Catholic Memorial (2009)
- Kelli Browning (Catholic Memorial) vs. Brodhead (2008)
- Many tied

##### 4 Sets

- Kelli Browning (Catholic Mem.) vs. Mad. Edgew. (2010)
- Katrina Santos (East Troy) vs. Catholic Memorial (2015)
- Ivey Whalen (Catholic Memorial) vs. East Troy (2015)
- Emily Schreiber (Tomahawk) vs. Waupun (2014)
- Jillian Robinson (Catholic Memorial) vs. Xavier (2006)
- Kaelyn Kessel (Edgewood) vs. Kettle Moraine Luth. (2012)
- Gretz Davis (Catholic Memorial) vs. Mad. Edgew. (2010)

### 5 Sets

- Holly Bierl (Luxemburg-Casco) vs. Lakeside Luth. (2017)
- Peyton VandenBush (Lux.-Casco) vs. Lakeside Luth. (2017)
- Kelsey Birschbach (Lakeside Luth.) vs. Lux.-Casco (2017)
- Bridget Nickel (Waupun) vs. Kettle Moraine Luth. (2007)
- Kayli Ogstad (Tomahawk) vs. Oconto Falls (2011)
- Anna Sudbury (Tomahawk) vs. Oconto Falls (2011)
- Bridget Nickel (Waupun) vs. Catholic Memorial (2006)
- Jenny Jensen (Osceola) vs. Lodi (2004)
- Angie Swanson (Osceola) vs. Lodi (2004)

### Division 3

#### 3 Sets

- Becky Peters (Kettle Moraine Lutheran) vs. Deerfield (2002)
- Claire Mosher (Waterloo) vs. Marathon (2014)
- Jenny Kling (Waterloo) vs. Marathon (2014)
- Kalli Lochner (Wisconsin Heights) vs. Grantsburg (2008)
- Heather Henning (Kettle Mor. Luth.) vs. Grantsburg (2005)
- Katie Belin (Kettle Moraine Luth.) vs. Cuba City (2003)
- Nicole Schulz (Kettle Moraine Luth.) vs. Deerfield (2002)

#### 4 Sets

- Emily Kaiser (Cuba City) vs. Regis (2007)
- Amanda Giguere (Regis) vs. Auburndale (2013)
- Kelly Swart (Oostburg) vs. Southwestern (2011)
- Kathleen Omelina (Rac. St. Catherine's) vs. Grantsburg (2010)
- Danielle Matuszak (Cuba City) vs. Regis (2007)

#### 5 Sets

- Jocelyn Stempers (Oostburg) vs. Spencer (2011)
- Kelly Swart (Oostburg) vs. Spencer (2011)
- Maddy Kaat (Oostburg) vs. Spencer (2011)
- Briana Kaiser (Cuba City) vs. Oostburg (2007)
- Samantha Otte (Weyauwega-Fre.) vs. Cuba City (2005)
- Becky Peters (Kettle Moraine Luth.) vs. Washburn (2002)
- Amber Darge (Regis) vs. Stratford (2017)
- Brooke Andersen (Lake Country Luth.) vs. Lourdes Ac. (2015)
- Vanessa Buyarski (Lourdes Ac.) vs. Lake Country Luth. (2015)
- Courtney Schulz (Spencer) vs. Oostburg (2011)
- Anna Lindsey (Kettle Moraine Luth.) vs. Washburn (2002)

### Division 4

#### 3 Sets

- Mariah Whalen (Newman Catholic) vs. Clayton (2013)
- Anna McCarty (Newman Catholic) vs. Clayton (2013)
- Hailey Hemauer (Hilbert) vs. Newman Catholic (2013)
- Corey Leslie (Clayton) vs. Catholic Central (2018)
- Selena Levendoski (Clayton) vs. Catholic Central (2018)
- Selena Levendoski (Clayton) vs. River Ridge (2018)
- Maggie Smith (Catholic Cen.) vs. Owen-Withee (2011)
- Amanda Koenen (Catholic Cen.) vs. Owen-Withee (2011)

#### 4 Sets

- Ashley Rueden (Abbotsford) vs. Regis (2003)
- Brittany Bauer (Regis) vs. Abbotsford (2003)
- Several Tied

#### 5 Sets

- Evelyn Gabriel (Newman Catholic) vs. Clayton (2017)
- Julianne Barkholtz (Newman Catholic) vs. Clayton (2017)
- Danielle Leffler (Hilbert) vs. Southwestern (2014)
- Brittany Bauer (Regis) vs. Williams Bay (2002)
- Heather Beil (Hilbert) vs. Southwestern (2014)
- Erin Dittmer (Manitowoc Luth.) vs. McDonell Cen. (2009)
- Laura Manydeed (Regis) vs. Williams Bay (2002)
- Angie Stanke (Regis) vs. Williams Bay (2002)

### TOTAL BLOCKS (Statistic first maintained in 2001)

#### Division 1

##### 3 Sets

- Livvie Asare (Appleton No.) vs. River Falls (2019), 3s-4a
- Tabitha Visk (Westosha Cen.) vs. Kaukauna (2007), 2s-5a
- Ashley Shaufler (Westosha Cen.) vs. Pius XI (2002), 1s-6a
- Katie Schkeryantz (Cath. Mem.) vs. Marshfield (2002), 0s-7a
- Katie Drohner (Burlington) vs. Fond du Lac (2011), 1s-6a
- Mariah Dunham (Watertown) vs. Pius XI (2005), 1s-5a
- Nicole Lewis (Muskego) vs. Pius XI (2003), 3s-3a
- Bridget Bomhack (Catholic Mem.) vs. Pius XI (2003), 0s-6a
- Janelle Balcerzak (Pius XI) vs. Westosha Cen. (2003), 2s-4a

##### 4 Sets

- Emily Alan (Burlington) vs. Oconomowoc (2018), 0s-10a
- Jordan Wachowiak (Muskego) vs. Merrill (2012), 2s-8a
- Grace Peyron (Burlington) vs. Oconomowoc (2018), 0s-9a
- Shari Luther (Germantown) vs. Pius XI (2005), 1s-8a
- Ashlee Fisher (West Bend W.) vs. Kimberly (2004), 6s-3a
- Kelley Berk (Divine Savior Holy Angels) vs. Kimberly (2014), 0s-8a
- Rachel Neuberger (Muskego) vs. Manitowoc Linc. (2008), 0s-8a
- Debbie Stadick (Watertown) vs. Kaukauna (2005), 5s-3a
- Ashlee Fisher (West Bend W.) vs. Kimberly (2004), 3s-5a

### 5 Sets

- Sandra Mohr (Muskego) vs. Burlington (2014), 0s-12a
- Caitlyn Coffey (Divine Savior Holy Angels) vs. Verona Ar. (2011), 3s-8a
- Carmen Leitermann (D.C. Everest) vs. West Bend E. (2007), 2s-8a
- Morgan Kath (Muskego) vs. Burlington (2014), 0s-9a
- Michelle Acker (Middleton) vs. Wis. Luth. (2002), 2s-7a

### Division 2

#### 3 Sets

- Bridget Nickel (Waupun) vs. Osceola (2007), 3s-4a
- Libby Bressen (Waupun) vs. Rice Lake (2008), 2s-4a
- Desi Dolgner (Waupun) vs. Medford (2002), 0s-6a
- Ivey Whalen (Catholic Memorial) vs. Notre Dame de la Baie Academy (2016), 1s-4a
- Bryzena Santos (East Troy) vs. Oconto Falls (2013), 1s-4a
- Kayli Ogstad (Tomahawk) vs. Mad. Edgewood (2010), 2s-3a
- Kelli Browning (Catholic Mem.) vs. Brodhead (2008), 0s-5a

#### 4 Sets

- Kelli Browning (Catholic Mem.) vs. Mad. Edgew. (2010), 1s-8a
- Jillian Robinson (Catholic Mem.) vs. Xavier (2006), 2s-6a
- Mary Groth (Kettle Mor. Luth.) vs. Oconto Falls (2007), 4s-3a
- Emily Schneider (Tomahawk) vs. Waupun (2014), 0s-6a
- Linsley Buteyn (Waupun) vs. Little Chute (2004), 2s-4a

#### 5 Sets

- Bridget Nickel (Waupun) vs. Kettle Mor. Luth. (2007), 1s-6a
- Kelsey Birschbach (Lakeside Luth.) vs. Lux.-Casco (2017), 0s-6a
- Holly Baierl (Lux.-Casco) vs. Lakeside Luth. (2017), 0s-6a
- Payton VandenBush (Lux.-Casco) vs. Lakeside Luth. (2017), 0s-6a
- Kayli Ogstad (Tomahawk) vs. Oconto Falls (2011), 2s-4a

### Division 3

#### 3 Sets

- Becky Peters (Kettle Mor. Luth.) vs. Deerfield (2002), 0s-7a
- A.J. Naumann (Shoreland Luth.) vs. Wis. Heights (2008), 2s-4a
- Kalli Lochner (Wis. Heights) vs. Grantsburg (2008), 1s-5a
- Tami Gleason (Cuba City) vs. Oostburg (2006), 6s-0a
- Heather Henning (Kettle Mor. Luth.) vs. Grantsburg (2005), 1s-5a
- Katie Belin (Kettle Mor. Luth.) vs. Cuba City (2003), 1s-5a
- Several Tied

#### 4 Sets

- Emily Kaiser (Cuba City) vs. Regis (2007), 3s-9a
- Amanda Giguere (Regis) vs. Auburndale (2013), 2-8a
- Kathleen Omelina (Rac. St. Catherine's) vs. Grantsburg (2010), 3s-6a
- Emily Kind (Marathon) vs. Cameron (2014), 3s-5a
- Amanda Kind (Marathon) vs. Cameron (2014), 4s-4a

#### 5 Sets

- Jocelyn Stemper (Oostburg) vs. Spencer (2011), 1s-7a
- Becky Peters (Kettle Mor. Luth.) vs. Washburn (2002), 1s-7a
- Courtney Schulz (Spencer) vs. Oostburg (2011), 1s-6a
- Kelly Swart (Oostburg) vs. Spencer (2011), 0s-7a
- Maddy Kaat (Oostburg) vs. Spencer (2011), 0s-7a
- Briana Kaiser (Cuba City) vs. Oostburg (2007), 0s-7a

### Division 4

#### 3 Sets

- Selena Levendowski (Clayton) vs. River Ridge (2018), 2s-4a
- Mariah Whalen (Newman Cath.) vs. Clayton (2013), 0s-6a
- Melissa Friederick (Potosi) vs. Abbotsford (2002), 3s-3a
- Anna McCarty (Newman Cath.) vs. Clayton (2013), 0s-5a
- Hailey Hemauer (Hilbert) vs. Newman Cath. (2013), 0s-5a
- Megan Wadsworth (Catholic Cen.) vs. Newman Cath. (2012), 3s-2a
- Abby Brown (Newman Catholic) vs. Hillsboro (2012), 2s-3a
- Elizabeth Anderson (Rib Lk.) vs. Gr. Bay N.E.W. Luth. (2006), 3s-2a

#### 4 Sets

- Anna Dolan (Hillsboro) vs. Greenwood (2007), 5s-4a
- Brittany Bauer (Regis) vs. Abbotsford (2003), 4s-5a
- Ashley Rueden (Abbotsford) vs. Regis (2003), 1s-7a
- Billie Jo Rojemann (Potosi) vs. Mercer (2001), 5s-2a
- Michelle Budden (Southwestern) vs. Clayton (2015), 5a-2a
- Danielle Leffler (Hilbert) vs. Southwestern (2014), 0s-6a
- Kendall Wienkes (Highland) vs. Catholic Cen. (2010), 5s-1a
- Billie Jo Rojemann (Potosi) vs. Abbotsford (2001), 2s-4a

#### 5 Sets

- Evelyn Gabriel (Newman Cath.) vs. Clayton (2017), 0s-7a
- Julianne Barkholz (Newman Cath.) vs. Clayton (2017), 0s-6a
- Brittany Bauer (Regis) vs. Williams Bay (2002), 1s-6a
- Kelly Hauf (Manitowoc Luth.) vs. McDonell Cen. (2009), 2s-4a
- Erin Dittmer (Manitowoc Luth.) vs. McDonell Cen. (2009), 1s-5a
- Ashley Dernovsek (Lake Holcombe) vs. Hillsboro (2004), 5s-1a



# Boys State Tournament Records

## TEAM Match ATTACKS

### Kills (5 sets)

- 96 - Catholic Memorial vs. Arrowhead (2000)
- 94 - Arrowhead vs. Madison La Follette (2001)
- 81 - Arrowhead vs. Catholic Memorial (2000)
- 79 - Pius XI vs. Racine Horlick (2000)
- 78 - Racine Horlick vs. Pius XI (2000)

### Kills (4 sets)

- 85 - Racine Horlick vs. Marquette Univ. H.S. (2003)
- 73 - Catholic Memorial vs. Greenfield (2003)
- 71 - Marquette Univ. H.S. vs. Racine Horlick (2003)
- 70 - Racine Horlick vs. Shorewood (2000)
- 70 - Marquette Univ. H.S. vs. Kaukauna (2008)

### Kills (3 sets)

- 60 - Catholic Memorial vs. Pius XI (2000)
- 58 - Marquette University H.S. vs. Middleton (2002)
- 54 - Racine Horlick vs. Kaukauna (2003)
- 51 - Pius XI vs. Neenah (2001)
- 51 - Racine Horlick vs. Catholic Memorial (2003)
- 51 - Catholic Memorial vs. Homestead (2003)

### Attempts (5 sets)

- 198 - Racine Horlick vs. Pius XI (2000)
- 181 - Arrowhead vs. Madison La Follette (2001)
- 179 - Arrowhead vs. Appleton North (2014)
- 178 - Burlington vs. Middleton (2014)
- 176 - Pius XI vs. Racine Horlick (2000)

### Attempts (4 sets)

- 163 - Arrowhead vs. Pius XI (2001)
- 162 - Racine Horlick vs. Marquette Univ. H.S. (2003)
- 161 - Racine Horlick vs. Shorewood (2000)
- 155 - Catholic Memorial vs. Greenfield (2003)
- 151 - Arrowhead vs. Shorewood (2001)

### Attempts (3 sets)

- 143 - Catholic Memorial vs. Pius XI (2000)
- 134 - Marquette University H.S. vs. Middleton (2002)
- 128 - Pius XI vs. Catholic Memorial (2000)
- 116 - Brookfield Central vs. Kenosha Tremper (2002)
- 115 - Racine Horlick vs. Catholic Memorial (2003)

### Hitting Percentage (5 sets)

- .405 - Arrowhead vs. Cath. Mem. (2000), (81-15-183)
- .360 - Kettle Moraine vs. Wauwatosa East (2012), (56-15-114)
- .360 - Germantown vs. Catholic Memorial (2013), (62-17-125)
- .352 - Marq. Univ. H.S. vs. Brookfield E. (2013), (63-20-122)
- .346 - Arrowhead vs. Cath. Mem. (2004), (69-15-156)

### Hitting Percentage (4 sets)

- .358 - Rac. Horlick vs. Marq. Univ. H.S. (2003), (85-27-162)
- .350 - New Berlin Eis./W. vs. Marq. Univ. H.S. (2009), (50-14-103)
- .342 - Rac. Horlick vs. Shorewood (2000), (70-15-161)
- .323 - Cath. Mem. vs. Greenfield (2003), (73-23-155)
- .323 - Cath. Mem. vs. Ken. Tremper (2006), (46-16-93)

### Hitting Percentage (3 sets)

- .474 - Cath. Mem. vs. Westosha Cen. (2010), (43-6-78)
- .452 - Germantown vs. Franklin (2018), (38-10-62)
- .442 - Brookfield East vs. Kaukauna (2013), (47-13-77)
- .431 - Kaukauna vs. Muskego (2011), (38-10-65)
- .413 - Marq. Univ. H.S. vs. Wauwatosa East (2016), (39-8-75)

## ASSISTS

### 5 sets

- 94 - Catholic Memorial vs. Arrowhead (2000)
- 71 - Racine Case vs. Fort Atkinson (2002)
- 68 - Catholic Memorial, vs. Arrowhead (2004)
- 66 - Pius XI vs. Racine Horlick (2000)
- 66 - Arrowhead vs. Madison La Follette (2001)
- 66 - Germantown vs. Middleton (2013)
- 66 - Burlington vs. Middleton (2014)

### 4 sets

- 71 - Racine Horlick vs. Marquette Univ. H.S. (2003)
- 69 - Catholic Memorial vs. Greenfield (2003)
- 64 - Marquette Univ. H.S., vs. Racine Horlick (2003)
- 64 - New Berlin Eisenhower/West (2014)
- 63 - Marquette University H.S. vs. Burlington (2005)

### 3 sets

- 54 - Racine Horlick vs. Kaukauna (2003)
- 50 - Marquette University H.S. vs. Middleton (2002)
- 49 - Catholic Memorial vs. Homestead (2003)
- 48 - Marquette Univ. H.S. vs. Racine Horlick (2004)
- 47 - Catholic Memorial vs. Pius XI (2000)

## SERVES

### Aces (5 sets)

- 18 - Catholic Memorial vs. Homestead (2006)
- 10 - Arrowhead vs. Madison La Follette (2001)
- 10 - Marquette University H.S. vs. Appleton No. (2006)
- 10 - Homestead vs. Catholic Memorial (2006)
- 10 - Appleton North vs. Wauwatosa East (2007)
- 10 - Racine Park vs. Catholic Memorial (2007)
- 10 - Marquette University H.S. vs. Cath. Mem. (2007)
- 10 - Catholic Memorial vs. Marquette Univ. H.S. (2007)

### Aces (4 sets)

- 17 - Marquette University H.S. vs. Cath. Mem. (2007)
- 13 - Catholic Memorial vs. Kenosha Tremper (2006)
- 12 - Brookfield East vs. Kaukauna (2015)
- 12 - Kaukauna vs. Brookfield East (2015)
- 11 - Racine Case vs. Kenosha Tremper (2002)
- 11 - Germantown vs. Kimberly (2018)

### Aces (3 sets)

- 13 - Waukesha South vs. Pius XI (2000)
- 13 - Westosha Central vs. Racine Horlick (2011)
- 12 - Racine Horlick vs. Kaukauna (2003)
- 11 - Waukesha South vs. Pius XI (2001)
- 11 - Marquette University H.S. vs. Middleton (2002)
- 11 - Marquette Univ. H.S. vs. Madison Mem. (2003)
- 11 - Marquette Univ. H.S. vs. Catholic Memorial (2004)
- 11 - Middleton vs. Kenosha Tremper (2007)
- 11 - Kettle Moraine vs. Kenosha Indian Trail (2015)

## DIGS

### 5 sets

- 74 - Wauwatosa West vs. Catholic Memorial (2005)
- 74 - Appleton North vs. Arrowhead (2014)
- 72 - Arrowhead vs. Appleton North (2014)
- 69 - Middleton vs. Kenosha Indian Trail (2018)
- 67 - Nicolet vs. Westosha Central (2010)

### 4 sets

- 60 - New Berlin Eisenhower/West vs. Appleton North (2014)
- 59 - Burlington vs. Appleton North (2012)
- 56 - Nicolet vs. Appleton North (2009)
- 56 - Kaukauna vs. Marquette University H.S. (2015)
- 56 - Marquette University H.S. vs. Kaukauna (2015)

### 3 sets

- 44 - Kenosha Tremper vs. Brookfield Central (2002)
- 44 - New Berlin Eisenhower/West vs. Kaukauna (2016)
- 42 - Pius XI vs. Catholic Memorial (2000)
- 42 - Marquette University H.S. vs. Middleton (2002)
- 42 - Marquette University H.S. vs. Kaukauna (2017)

## BLOCKS

### (solo records beginning in 2001)

### Solos (5 sets)

- 9 - Fort Atkinson vs. Racine Case (2002)
- 7 - Wauwatosa East vs. Appleton North (2007)
- 6 - Wauwatosa West vs. Racine Case (2005)
- 6 - Appleton North vs. Wauwatosa East (2007)
- 6 - Marquette University H.S. vs. Brookfield East (2013)

### Solos (4 sets)

- 9 - New Berlin Eisenhower/West vs. Catholic Mem. (2014)
- 7 - Arrowhead vs. Pius XI (2001)
- 7 - Catholic Memorial vs. Greenfield (2003)
- 7 - Marquette University H.S. vs. Wauwatosa East (2014)
- 6 - Arrowhead vs. Shorewood (2001)
- 6 - Germantown vs. Marquette University H.S. (2011)

### Solos (3 sets)

- 7 - Kenosha Tremper vs. Brookfield Central (2002)
- 7 - Kaukauna vs. Racine Horlick (2003)
- 6 - Neenah vs. Burlington (2001)
- 5 - Neenah vs. Pius XI (2001)
- 4 - Others tied

### Assists (5 sets)

- 34 - Madison La Follette vs. Arrowhead (2001)
- 30 - Kettle Moraine vs. New Berlin Eisenhower/West (2015)
- 27 - Middleton vs. Burlington (2014)
- 26 - Marquette University H.S. vs. Germantown (2013)
- 24 - New Berlin Eisenhower/West vs. Nicolet (2009)
- 24 - Germantown vs. Kaukauna (2017)

### Assists (4 sets)

- 34 - Kaukauna vs. Brookfield East (2015)
- 28 - Brookfield East vs. Waukesha West (2019)
- 27 - Shorewood vs. Arrowhead (2001)
- 27 - Marquette Univ. H.S. vs. Middleton (2008)

- 24 - Kettle Moraine vs. Burlington (2012)
- 22 - Marquette Univ. H.S. vs. Wauwatosa West (2005)
- 22 - Muskego vs. Marquette University H.S. (2012)

### Assists (3 sets)

- 23 - New Berlin West vs. Racine Horlick (2009)
- 22 - Kettle Moraine vs. Kenosha Indian Trail (2015)
- 22 - Marquette University H.S. vs. Brookfield East (2017)
- 22 - Kettle Moraine vs. Kimberly (2019)
- 21 - Kaukauna vs. Muskego (2011)

## TEAM

## Tournament ATTACKS

### Attack Kills

- 225 - Catholic Memorial (2000) - 3 matches
- 223 - Arrowhead (2001) - 3 matches
- 190 - Racine Horlick (2003) - 3 matches
- 184 - Germantown (2013) - 3 matches
- 171 - Catholic Memorial (2003) - 3 matches

### Attack Attempts

- 495 - Arrowhead (2002) - 3 matches
- 417 - Nicolet (2009) - 3 matches
- 397 - New Berlin Eisenhower/West (2014) - 3 matches
- 389 - Racine Horlick (2003) - 3 matches
- 386 - Wauwatosa West (2005) - 3 matches
- 386 - Germantown (2013) - 3 matches

### Assists

- 187 - Catholic Memorial (2000) - 3 matches
- 176 - Arrowhead (2001) - 3 matches
- 171 - Racine Horlick (2003) - 3 matches
- 164 - Germantown (2013) - 3 matches
- 159 - Marquette University H.S. (2005) - 3 matches

### Serve Aces

- 35 - Catholic Memorial (2006) - 3 matches
- 34 - Marquette University H.S. (2007) - 3 matches
- 27 - Marquette University H.S. (2002) - 3 matches
- 27 - Racine Horlick (2003) - 3 matches
- 24 - Nicolet (2008) - 3 matches

### Digs

- 152 - Wauwatosa West (2005) - 3 matches
- 151 - Germantown (2013) - 3 matches
- 149 - New Berlin Eisenhower/West (2014) - 3 matches
- 143 - Burlington (2012) - 3 matches
- 141 - Nicolet (2009) - 3 matches

### Block Solos

- 17 - New Berlin Eisenhower/West (2014) - 3 matches
- 16 - Arrowhead (2001) - 2 matches
- 14 - Marquette University H.S. (2013) - 3 matches
- 13 - Wauwatosa East (2006) - 3 matches
- 12 - Kenosha Tremper (2002) - 2 matches

### Block Assists

- 72 - Kettle Moraine (2015) - 3 matches
- 70 - Kaukauna (2015) - 3 matches
- 63 - New Berlin Eisenhower/West (2009) - 3 matches
- 56 - Marquette University H.S. (2007) - 3 matches
- 51 - Marquette University H.S. (2008) - 3 matches
- 51 - Burlington (2012) - 3 matches

### Total Blocks

- 42.0 - Kettle Moraine (2015) - 3 matches
- 38.5 - Nicolet (2009) - 3 matches
- 38.0 - Marquette University H.S. (2013) - 3 matches
- 38.0 - New Berlin Eisenhower/West (2014) - 3 matches
- 38.0 - Kaukauna (2015) - 3 matches

## INDIVIDUAL

## Match ATTACKS

### Kills (5 sets)

- 40 - David Kelnhofer, Cath. Mem. vs. Arrowhead (2004)
- 38 - Eric Schulte, Shorewood vs. Appleton No. (2005)
- 35 - Andy Webb, Catholic Mem. vs. Arrowhead (2000)
- 34 - Eric Kartali, Arrowhead vs. Mad. La Follette (2001)
- 32 - Ryan Ehnert, Arrowhead vs. Catholic Mem. (2000)
- 32 - Kevin Ciriacks, Wauwatosa W. vs. Marq. Univ. H.S. (2005)

### Kills (4 sets)

- 28 - Matt Zeske, New Berlin Eisen./W. vs. Appleton No. (2014)
- 27 - Jeremy Dejno, New Berlin Eis./W. vs. Marq. Univ. H.S. (2009)

Continued on page 46



## Boys State Tournament Records – Continued from page 45

- 25 - James Bradley, Racine Case vs. Ken. Trempe. (2002)  
25 - Nathan Sederberg, Rac. Hor. vs. Marq. Univ. H.S. (2003)  
25 - Aaron Wayne, Catholic Mem. vs. Greenfield (2003)  
25 - Landon Krause, Kimberly vs. Kenosha Indian Trail (2018)

### Kills (3 sets)

- 27 - Trevor Novotny, Cath. Mem. vs. Westosha Cen. (2010)  
22 - Ryan Lang, Appleton No. vs. Wauwatosa E. (2002)  
22 - David Kelnhofer, Cath. Mem. vs. Kaukauna (2004)  
21 - Matt Mulcahy, Marq. Univ. H.S. vs. Wauwatosa W. (2004)  
20 - Drew Pickering, Wauwatosa W. vs. Homestead (2004)

### Attempts (5 sets)

- 79 - Josh Ketterhagen, Burlington vs. Middleton (2014)  
78 - Eric Schulte, Shorewood vs. Appleton No. (2005)  
78 - Matt Szews, Brookfield East vs. Germantown (2015)  
74 - David Kelnhofer, Cath. Mem. vs. Arrowhead (2004)  
72 - Mike Michelau, Westosha Cen. vs. Nicolet (2010)

### Attempts (4 sets)

- 62 - Matt Szews, Brookfield East vs. Kaukauna (2015)  
59 - Kevin Ciriacks, Wauwatosa W. vs. Marq. Univ. H.S. (2005)  
58 - Dalton Erdman, Kaukauna vs. Marq. Univ. H.S. (2015)  
56 - Trevor Novotny, Cath. Mem. vs. Marq. Univ. H.S. (2011)  
52 - Dalton Erdman, Kaukauna vs. Kettle Moraine (2015)

### Attempts (3 sets)

- 50 - Ryan Lang, Appleton No. vs. Wauwatosa E. (2002)  
47 - Andy Webb, Catholic Mem. vs. Pius XI (2000)  
47 - David Kelnhofer, Cath. Mem. vs. Marq. Univ. H.S. (2004)  
44 - Jake Nowak, Pius XI vs. Catholic Mem. (2000)  
43 - Clancy Cramer, Middleton vs. Marq. Univ. H.S. (2002)  
43 - David Kelnhofer, Cath. Mem. vs. Kaukauna (2004)  
43 - Drew Pickering, Wauwatosa W. vs. Homestead (2004)  
43 - Trevor Novotny, Cath. Mem. vs. Westosha Cen. (2010)

### Percentage (5 sets), 35 attempt minimum

- .580 - Eric Kartali, Arrowhead vs. Mad. La Follette (2001), (34-5-50)  
.575 - Jeremy Dejno, New Berlin Eisen./W. vs. Marq. Univ. H.S. (2009), (27-4-40)  
.514 - Adam Kallio, Arrowhead vs. Mad. La Follette (2001), (25-6-37)  
.489 - John Baker, Racine Park vs. Cath. Mem. (2007), (25-3-45)  
.475 - David Hayden, Kettle Moraine vs. Middleton (2009), (22-3-40)

### Percentage (4 sets), 30 attempt minimum

- .575 - Jeremy Dejno, New Berlin Eisen./West vs. Marq. Univ. H.S. (2009), (27-4-40)  
.567 - Jordan Stellflue, Kettle Moraine vs. Wauwatosa East (2012), (18-1-30)  
.567 - Stephen Roenitz, Marq. Univ. H.S. vs. Wauwatosa East (2014), (19-2-30)  
.548 - Matt Zeske, New Berlin Eisen./West vs. Appleton North (2014), (28-5-42)  
.525 - Matt Mulcahy, Marq. Univ. H.S. vs. Rac. Horlick (2003), (23-2-40)

### Percentage (3 sets), 20 attempt minimum

- .762 - Matt Szews, Brookfield E. vs. Kaukauna (2013), (18-2-21)  
.636 - James Grunst, Marq. Univ. H.S. vs. Rac. Case (2002), (17-3-22)  
.594 - Nathan Sederberg, Rac. Horlick vs. Kaukauna (2003), (19-0-32)  
.591 - Nate Kohlenberg, Marq. Univ. H.S. vs. Nicolet (2008), (15-2-22)  
.581 - Trevor Novotny, Cath. Mem. vs. Westosha Cen. (2010), (27-2-43)

## ASSISTS

### 5 sets

- 91 - Shane Connor, Cath. Mem. vs. Arrowhead (2000)  
64 - Eric Neuens, Catholic Mem. vs. Arrowhead (2004)  
64 - Jacob Drettwan, Burlington vs. Middleton (2014)  
62 - Dan Patterson, Arrowhead vs. Mad. La Follette (2001)  
60 - Mike Moeschberger, Pius XI vs. Racine Horlick (2000)  
60 - Jacob Reynolds, Germantown vs. Marq. Univ. H.S. (2013)

### 4 sets

- 66 - Jamie McCourt, Cath. Mem. vs. Greenfield (2003)  
61 - Brian Meuler, Marq. Univ. H.S. vs. Rac. Hor. (2003)  
57 - Donald Foley, Marq. Univ. H.S. vs. Wauwatosa East (2014)  
56 - Michael Hutz, Marq. Univ. H.S. vs. Burlington (2005)  
55 - Peter Heinen, Marq. Univ. H.S. vs. Kaukauna (2008)

### 3 sets

- 47 - Shane Connor, Catholic Mem. vs. Pius XI (2000)  
47 - Jamie McCourt, Cath. Mem. vs. Homestead (2003)  
46 - Michael Hutz, Marq. Univ. H.S. vs. Rac. Hor. (2004)  
45 - Patrick Fitzgerald, Marq. Univ. H.S. vs. Middleton (2002)  
43 - Kyle Ohmstead, Wauwatosa E. vs. Apple. No. (2002)

## SERVES

### Aces (5 sets)

- 5 - James Bradley, Rac. Case vs. Fort Atkinson (2002)  
5 - Eric Neuens, Catholic Mem. vs. Homestead (2006)  
5 - Brian Cashion, Wauwatosa E. vs. Marq. Univ. H.S. (2007)  
5 - Jared Wilgus, Brookfield East vs. Marq. Univ. H.S. (2013)  
5 - Danny Brozynski, Catholic Mem. vs. Germantown (2013)  
4 - Several Tied

### Aces (4 sets)

- 7 - Sam Neubur, Kaukauna vs. Brookfield East (2015)  
5 - David Pautz, Cath. Mem. vs. Fort Atkinson (2000)  
5 - Matt Hogan, Marq. Univ. H.S. vs. Cath. Mem. (2007)  
5 - Joe Coplan, Marq. Univ. H.S. vs. Muskego (2012)  
5 - Noah Wilgus, Brookfield East vs. Kaukauna (2015)  
5 - Bryce Behrendt, Germantown vs. Kimberly (2018)

### Aces (3 sets)

- 7 - Caleb Mobile, Westosha Central vs. Rac. Horlick (2011)  
6 - Nathan Sederberg, Rac. Hor. vs. Kaukauna (2003)  
6 - Brad Mikulice, Catholic Mem. vs. Kaukauna (2004)  
5 - Patrick Hogan, Marq. Univ. H.S., vs. Cath. Mem. (2004)  
5 - Luke Coyle, Wauwatosa East vs. Middleton (2006)  
5 - Dane Maier, Middleton vs. Kenosha Tremper (2007)  
5 - Jack Geary, Marq. Univ. H.S. vs. Nicolet (2007)  
5 - Alex Gerencir, Kettle Moraine vs. Ken. Indian Trail (2015)

## DIGS

### 5 sets

- 29 - Patrick Bieser, Nicolet vs. Westosha Cen. (2010)  
24 - Brad Polender, Wauwatosa W. vs. Cath. Mem. (2005)  
24 - Jake Showalter, Germantown vs. Middleton (2013)  
21 - Andrew Mantsch, Cath. Mem. vs. Wauwatosa W. (2005)  
21 - Zach DeRosier, Burlington vs. Middleton (2014)  
21 - Stephen Kraninger, New Berlin Eisen./W. vs. Marq. Univ. H.S. (2014)

- 21 - Alex Gerencir, Kettle Moraine vs. New Berlin Eis./W. (2015)

### 4 sets

- 24 - Garrett Schilling, Burlington vs. Appleton North (2012)  
22 - Tim Heyrman, Cath. Mem. vs. Marq. Univ. H.S. (2011)  
22 - Justin Magnus, Marq. Univ. H.S. vs. Kaukauna (2015)  
20 - Keenan Fliss, Marq. Univ. H.S. vs. Cath. Mem. (2011)  
19 - Sam Moua, Appleton North vs. Nicolet (2009)  
19 - Stephen Kraninger, New Berlin Eis./W. vs. Appleton N. (2014)  
19 - Aaron Johnson, Kettle Moraine vs. Germantown (2017)  
19 - Adam Lopata, Germantown vs. Kimberly (2019)

### 3 sets

- 18 - Daniel Hiroskey, Kaukauna vs. Middleton (2017)  
17 - Daniel Hiroskey, Kaukauna vs. New Berlin Eis./West (2016)  
14 - Casey Koenig, Middleton vs. Wauwatosa E. (2008)  
14 - Ben Foley, Marquette Univ. H.S. vs. Kaukauna (2017)  
13 - Lamar Simpson, Ken. Tremper vs. Brook. Cen. (2002)  
13 - Kyle Olson, New Berlin Eis./West vs. Kaukauna (2016)  
13 - Thomas Robson, Middleton vs. Brookfield East (2017)

## BLOCKS

### (solo records beginning in 2001)

### Solos (5 sets)

- 4 - Ben Brochtrup, Kaukauna vs. Germantown (2017)  
3 - Elliot Sanders-Barta, Arrowhead vs. Cath. Mem. (2004)  
3 - Sam Olukotum, Wauwatosa W. vs. Rac. Case (2005)  
3 - Luke Coyle, Wauwatosa E. vs. Appleton No. (2006)  
3 - Eavan Mason, Marq. Univ. H.S. vs. Brookfield E. (2013)  
3 - Joe Coplan, Marq. Univ. H.S. vs. Germantown (2013)  
3 - Luke Deubler, Germantown vs. Middleton (2013)  
3 - Bryan Bachelor, Burlington vs. Middleton (2014)

### Solos (4 sets)

- 5 - Billy Kolinske, Catholic Mem. vs. Greenfield (2003)  
4 - Zak Showalter, Germantown vs. Marq. Univ. H.S. (2011)  
3 - Adam Kallio, Arrowhead vs. Pius XI (2001)  
3 - Eric Kartali, Arrowhead vs. Shorewood (2001)  
3 - Adam Kallio, Arrowhead vs. Shorewood (2001)  
3 - Alex Davis, Shorewood vs. Arrowhead (2001)  
3 - Erick Vigansky, Ken. Tremper vs. Rac. Case (2002)  
3 - Matt Mohorek, Catholic Mem. vs. Middleton (2007)  
3 - Zak Showalter, Germantown vs. Wauwatosa East (2011)  
3 - Quinn Farrell, New Berlin Eis./W. vs. Catholic Mem. (2014)

### Solos (3 sets)

- 5 - Erick Vigansky, Ken. Tremper vs. Brook. Cen. (2002)  
4 - Dillon Martinez, Rac. Horlick vs. New Berlin Eisen./W. (2009)  
4 - Liam Schroeder, Marq. Univ. H.S. vs. Wauwatosa E. (2016)  
3 - Ben Rouse, Neenah vs. Pius XI (2001)  
3 - Joe Saric, Marq. Univ. H.S. vs. Middleton (2002)  
3 - Matt Abrahamson, Homestead vs. Ken. Tremper (2003)  
3 - Dave Rothering, Burlington vs. Marq. Univ. H.S. (2005)  
3 - Steven Berg, Marq. Univ. H.S. vs. Wauwatosa E. (2009)

### Assists (5 sets)

- 10 - Conner Lilly, Kettle Moraine vs. New Berlin Eis./W. (2015)  
9 - Mike Barnett, Mad. La Follette vs. Arrowhead (2001)  
9 - Jake Dowler, Marq. Univ. H.S. vs. Germantown (2013)  
9 - Edelman Rivera, Marq. Univ. H.S. vs. Middleton (2018)  
8 - Chris Pokrzywa, New Berlin Eisen./W. vs. Nicolet (2009)  
8 - Caleb Zimmick, Middleton vs. Kettle Moraine (2009)  
8 - Nick Davies, Kettle Moraine vs. New Berlin Eis./W. (2015)

### Assists (4 sets)

- 10 - Jack Geary, Marq. Univ. H.S. vs. Middleton (2008)  
10 - Eddie Jaunberzin, Brookfield East vs. Waukesha W. (2019)  
8 - Peter Nonnenmacher Shorewood, vs. Rac. Hor. (2000)  
8 - Tom Mesirow, Shorewood vs. Arrowhead (2001)  
8 - Matt Blonski, Rac. Horlick vs. Marq. Univ. H.S. (2003)

### Assists (3 sets)

- 9 - Liam Schroeder, Marquette Univ. H.S. vs. Brookfield E. (2017)  
8 - Jeremy Uitenbroek, Kaukauna vs. Muskego (2011)  
7 - Alex Nelson, Kettle Moraine vs. Kenosha Indian Trail (2015)  
6 - Jeremy Dejno, New Berlin Eisen./W. vs. Rac. Horlick (2009)  
6 - Mike Beeler, New Berlin Eisen./W. vs. Rac. Horlick (2009)  
6 - Nick Davies, Kettle Moraine vs. Kenosha Indian Trail (2015)

## INDIVIDUAL Tournament

### Attack Kills

- 82 - Kevin Ciriacks, Wauwatosa W. (2005) - 3 matches  
81 - David Kelnhofer, Cath. Mem. (2004) - 3 matches  
73 - Andy Webb, Catholic Mem. (2000) - 3 matches  
71 - Eric Kartali, Arrowhead (2001) - 3 matches  
65 - Jeremy Dejno, New Berlin Eis./W. (2009) - 3 matches

### Attack Attempts

- 181 - Kevin Ciriacks, Wauwatosa W. (2005) - 3 matches  
164 - David Kelnhofer, Cath. Mem. (2004) - 3 matches  
149 - Dalton Erdman, Kaukauna (2015) - 3 matches  
144 - Nolan Rueter, Burlington (2012) - 3 matches  
143 - Eric Schulte, Shorewood (2005) - 2 matches

### Assists

- 184 - Shane Connor, Cath. Mem. (2000) - 3 matches  
158 - Dan Patterson, Arrowhead (2001) - 3 matches  
155 - Jamie McCourt, Cath. Mem. (2003) - 3 matches  
148 - Michael Hutz, Marq. Univ. H.S. (2005) - 3 matches  
142 - Ben Peschl, Cath. Mem. (2016) - 3 matches

### Serve Aces

- 11 - Nathan Sederberg, Rac. Hor. (2003) - 3 matches  
9 - Chris Esser, Catholic Mem. (2006) - 3 matches  
9 - Caleb Mobile, Westosha Central (2011) - 2 matches  
8 - Louis Thorson, Marq. Univ. H.S. (2002) - 3 matches  
8 - Michael Hutz, Marq. Univ. H.S. (2005) - 3 matches  
8 - Mark Neuens, Catholic Mem. (2006) - 3 matches  
8 - Relyea Spiller, Wauwatosa E. (2007) - 2 matches  
8 - Trevor Novotny, Catholic Mem. (2010) - 3 matches  
8 - Sam Neuber, Kaukauna (2015) - 3 matches  
8 - Bryce Behrendt, Germantown (2018) - 3 matches

### Digs

- 56 - Stephen Kraninger, New Berlin Eisen./W. (2014) - 3 matches  
53 - Garrett Schilling, Burlington (2012) - 3 matches  
48 - Daniel Hiroskey, Marq. Univ. H.S. (2017) - 3 matches  
44 - Alex Gerencir, Kettle Moraine (2015) - 3 matches  
42 - Brad Polender, Wauwatosa W. (2005) - 3 matches

### Block Solos

- 8 - Erick Vigansky, Ken. Tremper (2002) - 2 matches  
8 - Liam Schroeder, Marq. Univ. H.S. (2016) - 3 matches  
7 - Zak Showalter, Germantown (2011) - 2 matches  
6 - Adam Kallio, Arrowhead (2001) - 3 matches  
6 - Eric Kartali, Arrowhead (2001) - 3 matches  
6 - Billy Kolinske, Catholic Mem. (2003) - 3 matches

### Block Assists

- 18 - Alex Nelson, Kettle Moraine (2015) - 3 matches  
18 - Nick Davies, Kettle Moraine (2015) - 3 matches  
17 - Jack Geary, Marq. Univ. H.S. (2007) - 3 matches  
17 - Jack Geary, Marq. Univ. H.S. (2008) - 3 matches  
17 - Zach Schmidt, Kaukauna (2015) - 3 matches  
17 - Conner Lilly, Kettle Moraine (2015) - 3 matches

### Total Blocks

- 20 - Jack Geary, Marq. Univ. H.S. (2007) - 3 matches  
20 - Jack Geary, Marq. Univ. H.S. (2008) - 3 matches  
19 - Alex Nelson, Kettle Moraine (2015) - 3 matches  
19 - Conner Lilly, Kettle Moraine (2015) - 3 matches  
18 - Nick Olson, New Berlin Eisen./W. (2009) - 3 matches  
18 - Quinn Farrell, New Berlin Eisen./W. (2014) - 3 matches  
18 - Nick Davies, Kettle Moraine (2015) - 3 matches  
18 - Liam Schroeder, Mar. Univ. H.S. (2016) - 3 matches





# 2020 WIAA Scholar Athlete Award Testimonials

## Alec Martzahl, Kimberly H.S. – 3.88 GPA

One lesson high school athletics has taught me is persistence. I believe it's one of the keys to being a successful adult. Don't give up on yourself. Work hard for what you want no matter what life throws at you...None of my success would have been possible if I wasn't persistent. I could have quit or given up because of a few hardships, but I didn't. Life is 10 percent what happens to you and 90 percent how you react to it. I believe that if you respond well to situations you have no control over, you can persevere and be successful in life.

## Alex Vance, Oconomowoc H.S. – 4.0 GPA

One of the greatest lessons I have learned throughout my academic and athletic experiences in high school has been the idea of getting out exactly what is put in. Spending extra time studying yielded higher scores and better engagement. Any degree of success is possible when enough work is put in to get there. It is a simple idea, but undoubtedly one of the most valuable lessons I've learned, and certainly one that will stay with me as I move on from high school.

## Charlie Stuhl, Ellsworth H.S. – 3.64 GPA

Throughout my high school career I have learned many lessons from both athletics and from school. One of the most important lessons I've learned is being accountable. It is one of the most important to me because it is a life-long lesson that will benefit me in all areas of my life. Being accountable is important in so many ways, but most importantly it shows your peers that you are reliable and you can live up to commitments. One lesson that I'm very thankful I learned is...to take the advice you are given because you're never "too good" or "too smart" to stop improving yourself. Lessons become important when we incorporate them into our lives and we become better people because of what we learned from those that inspire us.

## Skylar White, River Ridge H.S. – 4.0 GPA

I've learned through my athletic and academic experiences that communication and balancing time play very important roles in life. Being able to communicate and work together as a team to achieve a common goal is what can make you stand apart from the rest. Communication is a key to being a good leader. Sports have shown me how to stay focused on the court and in the classroom. As much as I do between school and sports, I also have kept time for some fun with family and friends. I believe my busy schedule will prepare me for life after college.

## Linzy Sendelbach, Arcadia H.S. – 4.0 GPA

One of my favorite lessons learned through sports and academics is being able to work with many different types of people. With team sports and group projects, I had to adapt to the different personalities and find the best way for us to work together. As years went by, it got a lot easier. Another great lesson I learned was leadership. I have grown more confident in stepping up into a leadership role whether it's in the classroom or on the court/field. I've learned how to connect with my teammates or group mates. Everyone interacts different, and through sports specifically, I have picked up on the different ways to connect with people.

## Anne Dotzler, Waunakee H.S. – 4.0 GPA

The greatest lesson I have learned in my high school career is that it is so important to have a positive mindset, no matter the circumstances. On the court and field, I found success in focusing on my effort and energy at every practice, as these were the only things I could control. My greatest take away from high school sports is to make the choice to put my team before myself by giving off energy to others. I will be able to apply this mindset to every situation that I encounter in my future. I am so grateful to have had the opportunity to learn these lessons throughout high school.



*Award of Excellence*

# RECIPIENTS

2019-20



<p>Appleton North Baldwin-Woodville Baraboo Brookwood Clintonville Crivitz Divine Savior Holy Angels Fort Atkinson Franklin Hilbert Hortonville Johnson Creek Kenosha Christian Life Kenosha St. Joseph Catholic Kenosha Tremper Kimberly Lake Mills</p>	<p>Luther Marshfield Mayville Merrill Monroe New Berlin Eisenhower New Berlin West Northland Pines Oak Creek Onalaska Oregon Pewaukee</p>	<p>Pius XI Catholic Racine Horlick Racine Lutheran Racine St. Catherine's Saint Croix Central Sauk Prairie Sheboygan Falls Stoughton The Prairie School University School of Milwaukee Watertown Waukesha West Wausau West West Bend East Winter Wisconsin Dells Wisconsin Lutheran</p>
--	---	---

• Leadership • Sportsmanship • Ethics • Integrity •



# 2020 WIAA Scholar Athlete Award Recipients

The WIAA salutes the 32 winners of the 2020 Scholar Athlete Award. These young men and women are chosen for this prestigious honor on the basis of academic excellence, athletic participation, co-curricular activities, essay responses, civic and community involvement.



**Zachary DeGroot**  
Aquinas



**Kayla Bahr**  
Aquinas




**Linzy Sendelbach**  
Arcadia



**Matthew Marcinske**  
Birchwood



**Lauren Steien**  
Blair-Taylor



**Luke Fox**  
Catholic Memorial



**Maya Novack**  
Cedarburg



**Kameri Meredith**  
Colfax



**Jadin O'Brien**  
Divine Savior Holy Angels



**Tommy Larson**  
East Troy



**Marissa Ellenbecker**  
Edgar



**Devon Jay Davey**  
Elkhorn Area



**Charlie Stuhl**  
Ellsworth



**Logan Lillehaug**  
Frederic




**Alec Martzahl**  
Kimberly



**Zach Slevin**  
La Crosse Logan



**Caden Chier**  
Lourdes Academy



**Katelyn Kitzinger**  
Marinette



**Aubrey Schoeneman**  
Mercer



**Isaac Lindsey**  
Mineral Point



**Brittany Helm**  
Muskego



**Lauren Shields**  
Newman Catholic



**Alex Vance**  
Oconomowoc



**Izzy Carroll**  
Platteville



**Skylar White**  
River Ridge



**Max Schwabe**  
Stratford



**Kortnie Volk**  
Three Lakes



**Charles Motiff**  
Washburn



**Anne Dotzler**  
Waunakee



**Marc Sippel**  
Wausau West

*The WIAA Scholar/Athlete Award program is made possible by a grant from the Marshfield Clinic.*



**Jacob Reichmann**  
Wauzeka-Steuben



**Laura Beghin**  
Wisconsin Dells





# Get Back in the Game!

Earn part-time income.  
Your local high schools need  
umpires and referees.

**Become An Official. Start Today.**

For more information contact:  
Wisconsin Interscholastic Athletic Association  
715-344-8580  
[www.wiaawi.org](http://www.wiaawi.org)



# Kids belong out here.



## We help keep them here.

At Marshfield Children's, we believe kids belong playing sports, cheering on their favorite teams and having fun with other children. Our network of primary and specialty care helps keep them there.

In communities across Wisconsin, our pediatricians are supported by more than 40 children's specialties – like pediatric orthopedics, behavioral health and dermatology – all working together to keep your child in the game.

## For the love of kids.

[marshfieldchildrens.org](http://marshfieldchildrens.org)



marshfield  
children's